

COVID-19: summary of persons monitored, persons tested, and cases

Data through Sep 25, 2020 verified as of Sep 26, 2020 at 09:25 AM

Data in this report are provisional and subject to change.

Monitored persons: people the Florida Department of Health was notified of for possible monitoring because they are a contact of a case, traveled from China, or were identified by the Centers for Disease Control and Prevention (CDC) as a part of an airline/ship contact investigation

Total reports	261,406
Total persons of high, medium, or unknown risk	257,753
High/medium/unknown risk still being monitored	20,825

Persons tested: includes PCR and antigen test results received by the Department of Health from the state public health laboratory (BPHL), as well as commercial and hospital laboratories

	Florida residents	Non-Florida residents
Total tested	5,221,217	20,946
Positive	690,387	8,295
Negative	4,523,716	12,609
Inconclusive	7,114	42

Cases: people with positive PCR or antigen test result

Total cases	698,682
Florida residents	690,387
Non-Florida residents	8,295

Type of testing

Florida residents	690,387
Positive by BPHL/CDC	24,660
Positive by commercial/hospital lab	665,727
PCR positive	674,330
Antigen positive	16,057
Non-Florida residents	8,295
Positive by BPHL/CDC	255
Positive by commercial/hospital lab	8,040
PCR positive	7,867
Antigen positive	428

Characteristics

Florida residents hospitalized	43,469
Florida resident deaths	14,022
Non-Florida resident deaths	168

Hospitalized counts include anyone who was hospitalized at some point during their illness. It does not reflect the number of people currently hospitalized.

More information on deaths identified through death certificate data is available on the National Center for Health Statistics website at www.cdc.gov/nchs/nvss/vsrr/COVID19/index.htm.

Risk factors for Florida residents

Traveled	5,663
Contact with a known case	249,568
Traveled and contact with a known case	5,935
Neither	429,221
No travel and no contact	86,686
Travel is unknown	244,983
Contact is unknown	176,402
Contact is pending	147,730

Travel can be unknown and contact can be unknown or pending for the same case, these numbers will sum to more than the "neither" total.

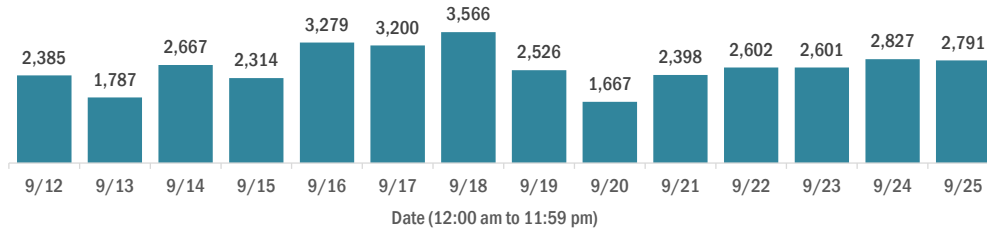
COVID-19: cases and laboratory testing over time

Data through Sep 25, 2020 verified as of Sep 26, 2020 at 09:25 AM

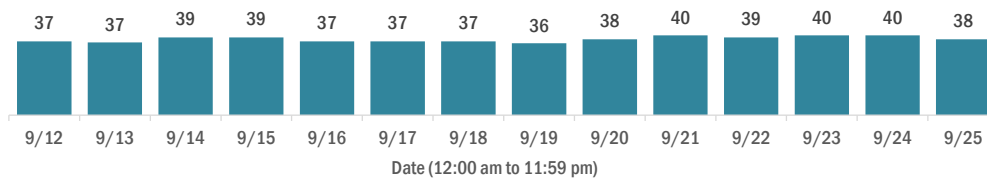
Data in this report are provisional and subject to change.

Cases in Florida residents per day for the past 2 weeks

Number of cases per day



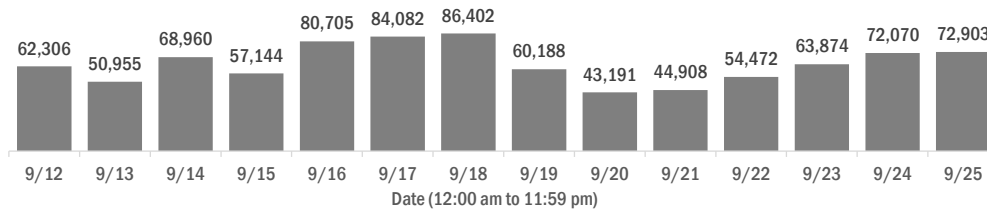
Median age of cases by day



Laboratory testing for Florida residents over the past 2 weeks

Number of Florida residents tested per day

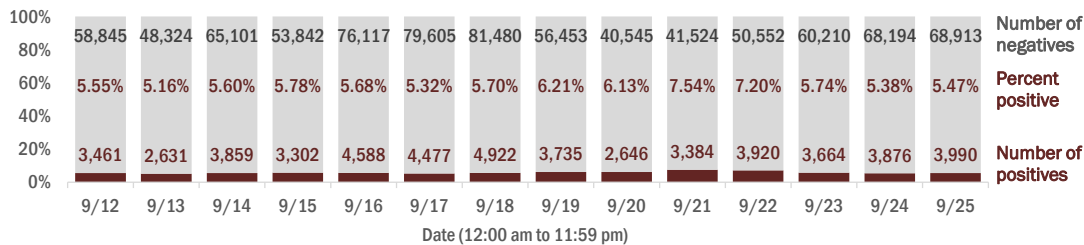
These counts include the number of people for whom the Department received PCR or antigen laboratory results by day. People tested on multiple days will be included for each day a new result was received. A person is only counted once for each day they are tested, regardless of whether multiple specimens are tested or multiple results are received.



Number and percent of Florida residents with positive test results

The percent of positive results ranged from 5.16% to 7.54% over the past 2 weeks and was 5.47% yesterday.

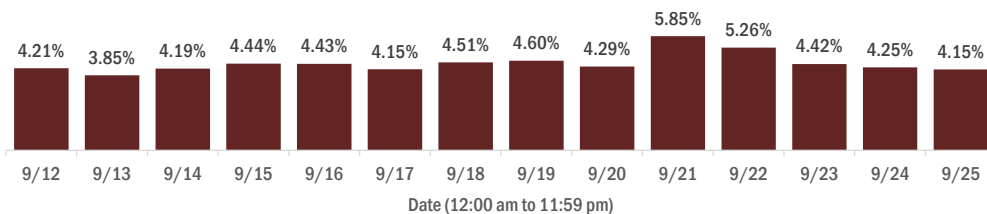
These counts include the number of people for whom the Department received PCR or antigen laboratory results by day. People tested on multiple days will be included for each day a new result was received. A person is only counted once for each day they are tested, regardless of whether multiple specimens are tested or multiple results are received. If a person has a positive specimen and a negative specimen in the same day, only the positive result is counted.



Percent positivity for new cases in Florida residents

The percent of positive results ranged from 3.85% to 5.85% over the past 2 weeks and was 4.15% yesterday.

This percent is the number of people who test PCR- or antigen-positive for the first time divided by all the people tested that day, excluding people who have previously tested positive.



COVID-19: characteristics of 690,387 Florida resident cases

Data through Sep 25, 2020 verified as of Sep 26, 2020 at 09:25 AM

Data in this report are provisional and subject to change.

Age group	Cases		Hospitalizations		Deaths	
0-4 years	11,805	2%	276	1%	0	0%
5-14 years	29,223	4%	250	1%	5	0%
15-24 years	109,389	16%	1,120	3%	33	0%
25-34 years	126,897	18%	2,434	6%	94	1%
35-44 years	110,884	16%	3,677	8%	251	2%
45-54 years	108,994	16%	5,495	13%	578	4%
55-64 years	89,827	13%	7,633	18%	1,537	11%
65-74 years	52,878	8%	8,589	20%	2,963	21%
75-84 years	30,738	4%	8,075	19%	4,074	29%
85+ years	17,960	3%	5,908	14%	4,487	32%
Unknown	1,792	0%	12	0%	0	0%
Total	690,387		43,469		14,022	

Gender	Cases	
Female	354,954	51%
Male	331,422	48%
Unknown	4,011	1%
Total	690,387	

Ethnicity	Cases		Hospitalizations		Deaths	
Hispanic	200,404	29%	12,695	29%	3,581	26%
Non-Hispanic	283,527	41%	28,128	65%	9,118	65%
Unknown	206,456	30%	2,646	6%	1,323	9%
Total	690,387		43,469		14,022	

Race and ethnicity	Cases		Hospitalizations		Deaths	
White	309,738	45%	26,164	60%	9,467	68%
Hispanic	131,630	19%	8,894	20%	2,771	20%
Non-Hispanic	155,514	23%	16,327	38%	6,166	44%
Unknown	22,594	3%	943	2%	530	4%
Black	107,432	16%	10,338	24%	2,669	19%
Hispanic	4,967	1%	441	1%	105	1%
Non-Hispanic	92,940	13%	9,586	22%	2,447	17%
Unknown	9,525	1%	311	1%	117	1%
Other race	92,911	13%	5,356	12%	1,143	8%
Hispanic	47,208	7%	3,005	7%	564	4%
Non-Hispanic	29,832	4%	2,074	5%	454	3%
Unknown	15,871	2%	277	1%	125	1%
Unknown race	180,306	26%	1,611	4%	743	5%
Hispanic	16,599	2%	355	1%	141	1%
Non-Hispanic	5,241	1%	141	0%	51	0%
Unknown	158,466	23%	1,115	3%	551	4%
Total	690,387		43,469		14,022	

Hospitalization counts include anyone who was hospitalized at some point during their illness. It does not reflect the number of people currently hospitalized. **Other race** includes any person with a race of American Indian/Alaskan native, Asian, native Hawaiian/Pacific Islander, or other.

COVID-19: deaths in Florida residents and staff of long-term care facilities

Data through Sep 25, 2020 verified as of Sep 26, 2020 at 09:25 AM

Data in this report are provisional and subject to change.

For current cases in residents or staff of long-term care facilities, please visit: <https://floridahealthcovid19.gov/>

County	Deaths		County	Deaths		County	Deaths	
Dade	795	14%	Indian River	60	1%	Madison	10	0%
Palm Beach	585	10%	Jackson	60	1%	Gadsden	8	0%
Pinellas	518	9%	Hernando	57	1%	Gilchrist	8	0%
Broward	398	7%	Clay	54	1%	Lafayette	7	0%
Hillsborough	299	5%	Okaloosa	54	1%	Calhoun	6	0%
Polk	285	5%	Suwannee	48	1%	Jefferson	6	0%
Lee	248	4%	Osceola	47	1%	Taylor	4	0%
Brevard	178	3%	Citrus	38	1%	Baker	3	0%
Duval	162	3%	St. Johns	32	1%	Flagler	3	0%
Sarasota	148	3%	Highlands	31	1%	Bradford	2	0%
St. Lucie	141	2%	Bay	26	0%	Hardee	2	0%
Seminole	136	2%	Leon	26	0%	Holmes	2	0%
Marion	132	2%	Sumter	23	0%	Levy	2	0%
Manatee	129	2%	Alachua	20	0%	Monroe	2	0%
Volusia	123	2%	Nassau	20	0%	Desoto	1	0%
Orange	122	2%	Hendry	19	0%	Dixie	1	0%
Escambia	107	2%	Columbia	18	0%	Gulf	1	0%
Pasco	100	2%	Santa Rosa	17	0%	Total	5,713	
Collier	97	2%	Putnam	13	0%			
Lake	90	2%	Walton	13	0%			
Martin	90	2%	Okeechobee	12	0%			
Charlotte	62	1%	Washington	12	0%			

Note: cases are summarized by the county of usual residence. Residents and staff may be cases associated with facilities that are not in their county of usual residence, resulting in cases being included below for counties that do not have facilities with known cases.

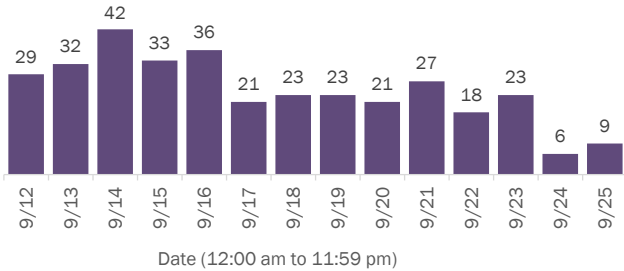
COVID-19: cases in Florida residents who have died

Data through Sep 25, 2020 verified as of Sep 26, 2020 at 09:25 AM

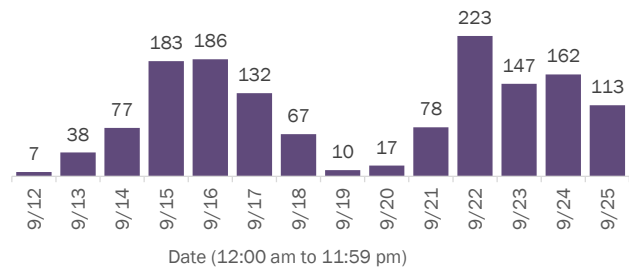
Data in this report are provisional and subject to change.

Demographics for all identified COVID-19 deaths: 14,022

Deaths by date of death



Deaths by date reported to the Department



Median age: 79 years

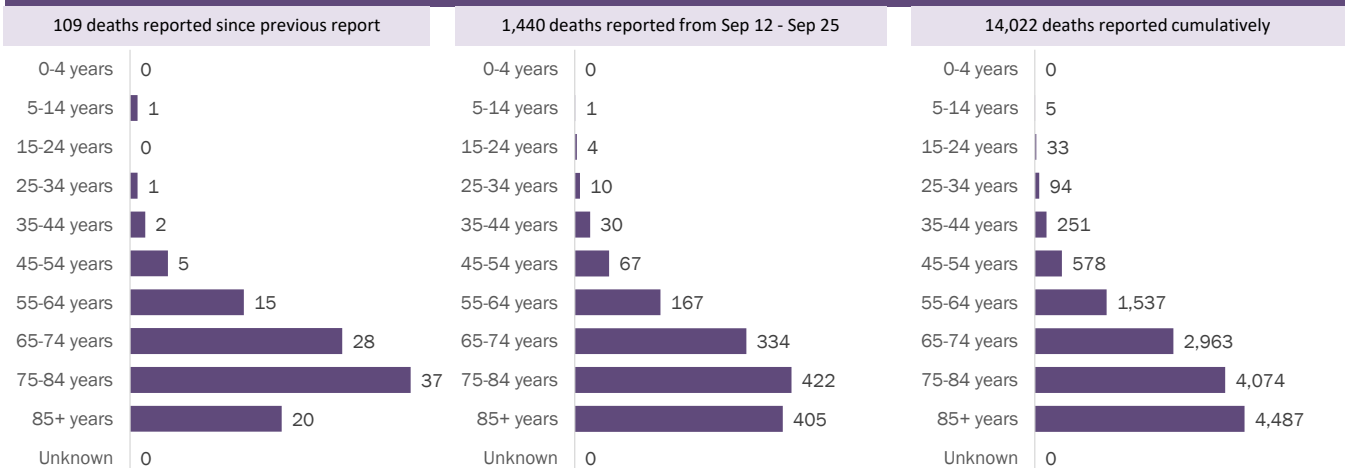
Age group	Deaths	Cases	Case fatality rate	Mortality rate per 100,000 population
0-4 years	0	11,805	0.0%	0.0
5-14 years	5	29,223	0.0%	0.2
15-24 years	33	109,389	0.0%	1.3
25-34 years	94	126,897	0.1%	3.3
35-44 years	251	110,884	0.2%	9.6
45-54 years	578	108,994	0.5%	20.7
55-64 years	1,537	89,827	1.7%	53.1
65-74 years	2,963	52,878	5.6%	122.1
75-84 years	4,074	30,738	13.3%	290.1
85+ years	4,487	17,960	25.0%	776.9
Unknown	0	1,792	0.0%	
Total	14,022	690,387	2.0%	64.9

Race	Deaths	Cases	Case fatality rate	Mortality rate per 100,000 population
White	9,467	309,738	3.1%	56.7
Black	2,669	107,432	2.5%	73.0
Other	1,143	92,911	1.2%	91.9
Unknown	743	180,306	0.4%	
Total	14,022	690,387	2.0%	64.9

Gender	Deaths	Cases	Case fatality rate	Mortality rate per 100,000 population
Female	6,237	354,954	1.8%	56.5
Male	7,784	331,422	2.3%	73.7
Unknown	1	4,011	0.0%	
Total	14,022	690,387	2.0%	64.9

Ethnicity	Deaths	Cases	Case fatality rate	Mortality rate per 100,000 population
Hispanic	3,581	200,404	1.8%	63.1
Non-Hispanic	9,118	283,527	3.2%	57.3
Unknown	1,323	206,456	0.6%	
Total	14,022	690,387	2.0%	64.9

Age group distribution for deaths reported since previous report, previous 2 weeks, and cumulatively



COVID-19: cases in Florida residents who have died

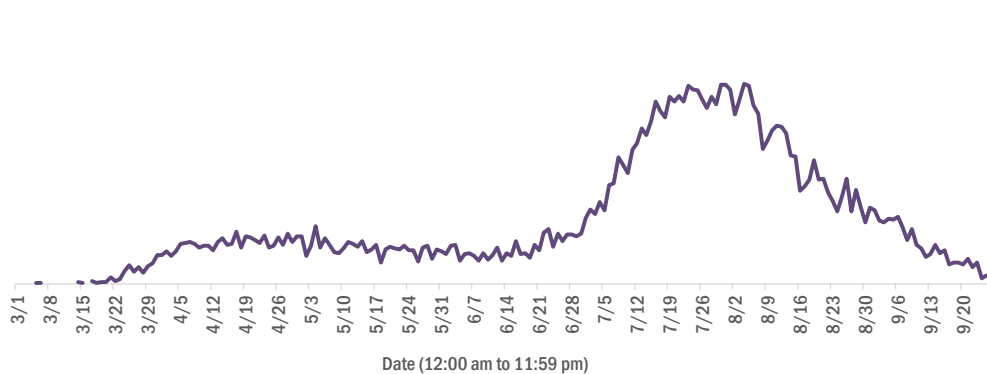
Data through Sep 25, 2020 verified as of Sep 26, 2020 at 09:25 AM

Data in this report are provisional and subject to change.

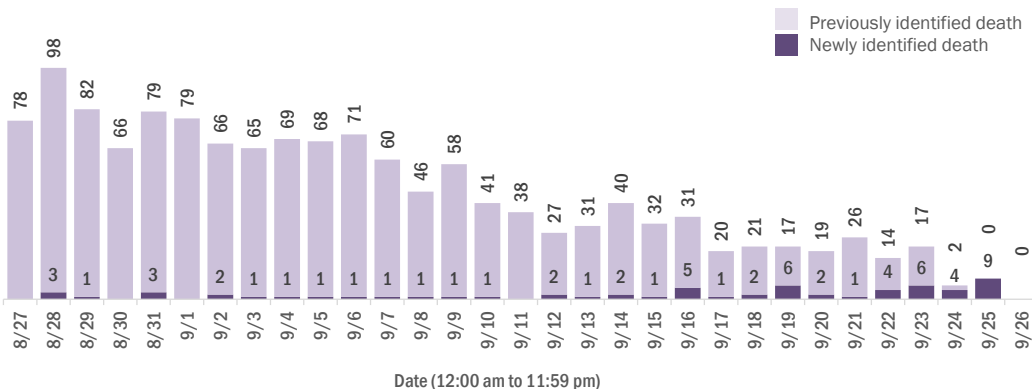
Deaths in Florida residents by date of death

14,022 deaths reported cumulatively, 109 deaths reported since previous report

March to present



Past 30 days



COVID-19: characteristics of 698,682 cases

Data through Sep 25, 2020 verified as of Sep 26, 2020 at 09:25 AM

Data in this report are provisional and subject to change.

Tables below include cases in Florida residents and non-Florida residents.

All 67 Florida counties have cases:

County	FL resident cases	Non-FL resident cases	Total cases	FL resident deaths	FL death rate
Dade	168,035	1,109	169,144	3,231	1.9%
Broward	76,049	651	76,700	1,379	1.8%
Palm Beach	45,784	399	46,183	1,342	2.9%
Hillsborough	41,514	208	41,722	628	1.5%
Orange	39,427	448	39,875	445	1.1%
Duval	29,779	335	30,114	378	1.3%
Pinellas	21,813	151	21,964	744	3.4%
Lee	20,012	314	20,326	465	2.3%
Polk	19,692	73	19,765	529	2.7%
Collier	12,539	117	12,656	216	1.7%
Osceola	12,314	81	12,395	145	1.2%
Escambia	11,117	1,102	12,219	228	2.1%
Manatee	11,318	118	11,436	291	2.6%
Volusia	10,719	70	10,789	239	2.2%
Leon	10,129	308	10,437	68	0.7%
Marion	9,651	17	9,668	282	2.9%
Pasco	9,100	62	9,162	208	2.3%
Seminole	8,938	34	8,972	208	2.3%
Brevard	8,773	27	8,800	293	3.3%
Sarasota	8,041	66	8,107	254	3.2%
Alachua	7,985	75	8,060	55	0.7%
St. Lucie	7,963	30	7,993	275	3.5%
Lake	7,393	51	7,444	189	2.6%
Bay	5,936	104	6,040	104	1.8%
Santa Rosa	5,247	49	5,296	76	1.4%
St. Johns	5,175	104	5,279	70	1.4%
Clay	4,986	15	5,001	100	2.0%
Okaloosa	4,878	40	4,918	109	2.2%
Martin	4,848	32	4,880	142	2.9%
Columbia	3,761	13	3,774	54	1.4%
Indian River	3,172	25	3,197	116	3.7%
Hernando	3,102	18	3,120	120	3.9%
Charlotte	3,022	8	3,030	135	4.5%
Jackson	2,769	32	2,801	77	2.8%
Gadsden	2,782	8	2,790	46	1.7%
Citrus	2,729	8	2,737	102	3.7%
Suwannee	2,668	17	2,685	69	2.6%
Sumter	2,208	9	2,217	67	3.0%
Highlands	2,137	11	2,148	86	4.0%
Putnam	2,118	2	2,120	39	1.8%
Nassau	1,937	143	2,080	43	2.2%
Hendry	2,067	2	2,069	42	2.0%
Walton	1,785	167	1,952	25	1.4%
Monroe	1,801	33	1,834	22	1.2%
Flagler	1,708	14	1,722	23	1.3%
Unknown	179	1,490	1,669	0	0.0%
Desoto	1,558	3	1,561	25	1.6%
Okeechobee	1,534	3	1,537	26	1.7%
Baker	1,466	1	1,467	12	0.8%
Hardee	1,347	7	1,354	11	0.8%
Taylor	1,318	3	1,321	13	1.0%
Lafayette	1,233	0	1,233	12	1.0%
Wakulla	1,116	6	1,122	10	0.9%
Bradford	1,089	1	1,090	8	0.7%
Washington	1,061	11	1,072	22	2.1%
Levy	1,027	6	1,033	9	0.9%
Madison	997	16	1,013	18	1.8%
Union	935	0	935	14	1.5%
Gulf	865	10	875	14	1.6%
Hamilton	843	6	849	8	0.9%
Dixie	830	1	831	7	0.8%
Holmes	738	14	752	7	0.9%
Calhoun	613	1	614	11	1.8%
Franklin	609	5	614	3	0.5%
Jefferson	544	11	555	9	1.7%
Glades	538	0	538	4	0.7%
Liberty	516	0	516	8	1.6%
Gilchrist	510	0	510	12	2.4%
Total	690,387	8,295	698,682	14,022	2.0%

COVID-19: characteristics of 690,387 Florida resident cases

Data through Sep 25, 2020 verified as of Sep 26, 2020 at 09:25 AM

Data in this report are provisional and subject to change.

The table below includes the cities and counties of residence for cases in Florida residents based on the patient's ZIP Code.

Note that city is not always received as part of the initial notification and may be missing while the case is being investigated.

City and county	Cases
Miami, Dade	96,098
Orlando, Orange	29,307
Jacksonville, Duval	27,639
Tampa, Hillsborough	24,523
Hialeah, Dade	23,498
Fort Lauderdale, Broward	16,535
Hollywood, Broward	14,316
West Palm Beach, Palm Beach	11,342
Homestead, Dade	10,996
Kissimmee, Osceola	9,816
Tallahassee, Leon	9,340
Naples, Collier	9,327
Pensacola, Escambia	8,945
Saint Petersburg, Pinellas	8,891
Pompano Beach, Broward	8,720
Fort Myers, Lee	8,245
Bradenton, Manatee	7,693
Ocala, Marion	7,515
Boca Raton, Palm Beach	6,697
Gainesville, Alachua	6,630
Lakeland, Polk	6,423
Lake Worth, Palm Beach	6,230
Sarasota, Sarasota	5,710
Miramar, Broward	4,911
Port Saint Lucie, St. Lucie	4,724
Cape Coral, Lee	4,675
Miami Gardens, Dade	4,646
Clearwater, Pinellas	4,328
Boynton Beach, Palm Beach	4,067
Lehigh Acres, Lee	3,878
Panama City, Bay	3,815
Winter Haven, Polk	3,767
Lake City, Columbia	3,527
Miami Beach, Dade	3,401
Coral Springs, Broward	3,372
Delray Beach, Palm Beach	3,131
Missing, Broward	2,921
Sunrise, Broward	2,836
Davie, Broward	2,813
Milton, Santa Rosa	2,786
Fort Pierce, St. Lucie	2,780
Miami Lakes, Dade	2,758
Saint Augustine, St. Johns	2,747
Coral Gables, Dade	2,667
Plant City, Hillsborough	2,636
Brandon, Hillsborough	2,633
Riverview, Hillsborough	2,630
Melbourne, Brevard	2,556
Daytona Beach, Volusia	2,522
Apopka, Orange	2,480
Cutler Ridge, Dade	2,393
Immokalee, Collier	2,331
Largo, Pinellas	2,283
Stuart, Martin	2,280
Vero Beach, Indian River	2,225
Live Oak, Suwannee	2,215
Missing, Dade	2,209
Sanford, Seminole	2,196
Plantation, Broward	2,183

COVID-19: characteristics of 690,387 Florida resident cases

Data through Sep 25, 2020 verified as of Sep 26, 2020 at 09:25 AM

Data in this report are provisional and subject to change.

The table below includes the cities and counties of residence for cases in Florida residents based on the patient's ZIP Code.

Note that city is not always received as part of the initial notification and may be missing while the case is being investigated.

City and county	Cases
North Miami Beach, Dade	2,146
Opa Locka, Dade	2,137
Deerfield Beach, Broward	2,134
Tamarac, Broward	2,091
Orange Park, Clay	2,081
Saint Cloud, Osceola	2,041
Jupiter, Palm Beach	2,033
New Port Richey, Pasco	1,996
Doral, Dade	1,930
Palm Bay, Brevard	1,873
Clermont, Lake	1,860
Deltona, Volusia	1,850
Weston, Broward	1,821
Margate, Broward	1,693
Palmetto, Manatee	1,683
Lake Worth Beach, Palm Beach	1,636
Spring Hill, Hernando	1,624
Deland, Volusia	1,620
Fort Walton Beach, Okaloosa	1,608
Port Charlotte, Charlotte	1,568
Davenport, Polk	1,532
Coconut Creek, Broward	1,513
Haines City, Polk	1,505
Winter Park, Orange	1,497
Palm Beach Gardens, Palm Beach	1,496
North Lauderdale, Broward	1,470
Okeechobee, Okeechobee	1,439
Winter Garden, Orange	1,428
Oviedo, Seminole	1,421
Altamonte Springs, Seminole	1,420
Hallandale, Broward	1,417
Ocoee, Orange	1,398
Arcadia, Desoto	1,381
North Miami, Dade	1,346
Quincy, Gadsden	1,300
Palm Coast, Flagler	1,298
Land O Lakes, Pasco	1,288
Wellington, Palm Beach	1,288
Bonita Springs, Lee	1,282
Palm Harbor, Pinellas	1,261
Wesley Chapel, Pasco	1,231
Leesburg, Lake	1,228
Ruskin, Hillsborough	1,226
Mayo, Lafayette	1,198
Perry, Taylor	1,187
Royal Palm Beach, Palm Beach	1,168
Valrico, Hillsborough	1,161
Lutz, Hillsborough	1,152
Oakland Park, Broward	1,143
Punta Gorda, Charlotte	1,124
Carol City, Dade	1,116
Middleburg, Clay	1,103
Missing, Palm Beach	1,101
Pinellas Park, Pinellas	1,094
Brooksville, Hernando	1,088
Clewiston, Hendry	1,077
Crossings, Dade	1,074
Seminole, Pinellas	1,065
Pembroke Pines, Broward	1,047
Longwood, Seminole	1,025

COVID-19: characteristics of 690,387 Florida resident cases

Data through Sep 25, 2020 verified as of Sep 26, 2020 at 09:25 AM

Data in this report are provisional and subject to change.

The table below includes the cities and counties of residence for cases in Florida residents based on the patient's ZIP Code.

Note that city is not always received as part of the initial notification and may be missing while the case is being investigated.

City and county	Cases
Palatka, Putnam	1,004
Crestview, Okaloosa	1,001
Casselberry, Seminole	1,000
North Port, Sarasota	1,000
Coconut Grove, Dade	994
Wimauma, Hillsborough	979
Belle Glade, Palm Beach	968
Ormond Beach, Volusia	966
Indiantown, Martin	961
Bartow, Polk	946
Century, Escambia	931
Windermere, Orange	927
Cantonment, Escambia	907
Crawfordville, Wakulla	907
Lynn Haven, Bay	906
Sebring, Highlands	901
Cocoa, Brevard	896
Biscayne Park, Dade	889
Jacksonville Beach, Duval	871
Auburndale, Polk	863
Kissimmee, Polk	858
Graceville, Jackson	842
Green Cove Springs, Clay	838
Port Orange, Volusia	829
Key West, Monroe	829
Florida City, Dade	824
Lake Mary, Seminole	822
Chipley, Washington	819
Everglades National Park, Dade	810
Lake Wales, Polk	806
Dade City, Pasco	785
Starke, Bradford	779
Marianna, Jackson	773
Hudson, Pasco	769
Gulf Breeze, Santa Rosa	766
Port Richey, Pasco	750
Zephyrhills, Pasco	749
Panama City Beach, Bay	745
North Fort Myers, Lee	745
Tavares, Lake	743
Venice, Sarasota	727
El Portal, Dade	704
Inverness, Citrus	699
Labelle, Hendry	685
Fernandina Beach, Nassau	684
Saint Johns, St. Johns	680
Sanderson, Baker	677
Tarpon Springs, Pinellas	675
Merritt Island, Brevard	669
Loxahatchee, Palm Beach	665
Aventura, Dade	665
Navarre, Santa Rosa	663
Mulberry, Polk	658
Riviera Beach, Palm Beach	652
Seffner, Hillsborough	649
Missing, Hillsborough	635
Destin, Okaloosa	631
Avon Park, Highlands	624
Sarasota, Manatee	622
Cooper City, Broward	617

COVID-19: characteristics of 690,387 Florida resident cases

Data through Sep 25, 2020 verified as of Sep 26, 2020 at 09:25 AM

Data in this report are provisional and subject to change.

The table below includes the cities and counties of residence for cases in Florida residents based on the patient's ZIP Code.

Note that city is not always received as part of the initial notification and may be missing while the case is being investigated.

City and county	Cases
Lake Butler, Union	617
Niceville, Okaloosa	612
Ponte Vedra Beach, St. Johns	611
Fleming Island, Clay	608
Wauchula, Hardee	605
Santa Rosa Beach, Walton	598
Defuniak Springs, Walton	598
Missing, Duval	596
Maitland, Orange	596
Jasper, Hamilton	594
Eustis, Lake	589
Orange City, Volusia	588
Holiday, Pasco	587
Mount Dora, Lake	585
Palm City, Martin	584
The Villages, Sumter	583
Madison, Madison	576
Coral, Dade	572
Winter Springs, Seminole	570
Olympia Heights, Dade	567
Titusville, Brevard	566
Uleta, Dade	565
Dover, Hillsborough	560
Missing, Collier	560
New Smyrna Beach, Volusia	549
Dunedin, Pinellas	548
Bonifay, Holmes	542
Rockledge, Brevard	537
Key Biscayne, Dade	535
Havana, Gadsden	529
Parrish, Manatee	528
Missing, Orange	522
Dania, Broward	519
Parkland, Broward	518
South Bay, Palm Beach	511
Gibsonton, Hillsborough	508
Groveland, Lake	508
Chattahoochee, Gadsden	493
Hobe Sound, Martin	492
Moore Haven, Glades	491
Odessa, Hillsborough	488
Wewahitchka, Gulf	487
Lantana, Palm Beach	480
Cross City, Dixie	479
Estero, Lee	476
Monticello, Jefferson	475
Maccleddy, Baker	472
Missing, Polk	470
Pahokee, Palm Beach	465
Missing, Pasco	450
Lithia, Hillsborough	439
Missing, St. Lucie	439
Missing, St. Johns	435
Pace, Santa Rosa	432
Palm Springs, Palm Beach	425
Missing, Santa Rosa	425
Lauderdale Lakes, Broward	412
Sun City Center, Hillsborough	409
Fellsmere, Indian River	409
Wildwood, Sumter	406

COVID-19: characteristics of 690,387 Florida resident cases

Data through Sep 25, 2020 verified as of Sep 26, 2020 at 09:25 AM

Data in this report are provisional and subject to change.

The table below includes the cities and counties of residence for cases in Florida residents based on the patient's ZIP Code.

Note that city is not always received as part of the initial notification and may be missing while the case is being investigated.

City and county	Cases
Alachua, Alachua	404
Oldsmar, Pinellas	402
South Miami, Dade	401
Bristol, Liberty	401
Debary, Volusia	400
Crescent City, Putnam	399
Atlantic Beach, Duval	399
Coleman, Sumter	394
Polk City, Polk	383
Carrabelle, Franklin	381
Pinecrest, Dade	380
Blountstown, Calhoun	379
Yulee, Nassau	376
Summerfield, Marion	375
Lake Placid, Highlands	371
Lauderhill, Broward	365
Frostproof, Polk	361
North Palm Beach, Palm Beach	361
Crystal River, Citrus	356
Belleview, Marion	355
Missing, Volusia	341
Bowling Green, Hardee	340
Callahan, Nassau	337
Sebastian, Indian River	336
Sweetwater, Dade	335
Apollo Beach, Hillsborough	334
Florida State University, Leon	330
Williston, Levy	326
Dunnellon, Marion	319
Ponte Vedra, St. Johns	317
Fort Meade, Polk	313
Missing, Citrus	313
Ellenton, Manatee	310
Homosassa, Citrus	309
Hilliard, Nassau	306
Newberry, Alachua	304
Missing, Marion	304
Missing, Brevard	301
Wilton Manors, Broward	301
Jensen Beach, Martin	298
Bushnell, Sumter	298
Fisher Island, Dade	295
Safety Harbor, Pinellas	292
Centerville, Leon	292
Lady Lake, Lake	291
Trenton, Gilchrist	290
Missing, Osceola	290
Old Town, Dixie	282
Chiefland, Levy	273
Port Saint Joe, Gulf	265
Lecanto, Citrus	262
Missing, Hernando	261
Sneads, Jackson	261
Missing, Hendry	259
Key Largo, Monroe	258
Beverly Hills, Citrus	252
Malone, Jackson	252
Raiford, Union	249
Edgewater, Volusia	247
Mary Esther, Okaloosa	245

COVID-19: characteristics of 690,387 Florida resident cases

Data through Sep 25, 2020 verified as of Sep 26, 2020 at 09:25 AM

Data in this report are provisional and subject to change.

The table below includes the cities and counties of residence for cases in Florida residents based on the patient's ZIP Code.

Note that city is not always received as part of the initial notification and may be missing while the case is being investigated.

City and county	Cases
Lake Alfred, Polk	242
Freeport, Walton	238
Shalimar, Okaloosa	238
Missing, Hardee	236
Mascotte, Lake	230
Missing, Seminole	227
Missing, Highlands	219
Southwest Ranches, Broward	219
Missing, Madison	216
Thonotosassa, Hillsborough	215
Keystone Heights, Clay	215
Bronson, Levy	212
Palmetto Bay, Dade	210
Glen Saint Mary, Baker	210
Minneola, Lake	207
Jacksonville, St. Johns	205
Dunnellon, Citrus	204
Satellite Beach, Brevard	204
Marco Island, Collier	198
Spring Hill, Pasco	198
Marathon, Monroe	194
Missing, Lake	194
Belle Isle, Orange	191
Cocoa Beach, Brevard	191
Missing, Okaloosa	190
Oakland, Orange	188
Citra, Marion	186
Missing, Indian River	185
Midway, Gadsden	184
Missing, Sarasota	184
West Melbourne, Brevard	184
Fort White, Columbia	183
Cottdale, Jackson	182
Nokomis, Sarasota	180
Neptune Beach, Duval	179
Missing, Nassau	177
High Springs, Alachua	174
Missing, Martin	168
Sorrento, Lake	167
Myakka City, Manatee	167
Pierson, Volusia	165
Hernando, Citrus	163
Missing, Monroe	163
Missing, Lee	161
Englewood, Charlotte	157
Indialantic, Brevard	156
Bell, Gilchrist	155
Missing, Pinellas	155
Umatilla, Lake	154
Lake Park, Palm Beach	154
Miramar Beach, Walton	152
Clearwater Beach, Pinellas	151
Zolfo Springs, Hardee	150
Haverhill, Palm Beach	150
Missing, Desoto	150
Fruitland Park, Lake	148
De Leon Springs, Volusia	148
Jennings, Hamilton	147
Jay, Santa Rosa	147
Molino, Escambia	145

COVID-19: characteristics of 690,387 Florida resident cases

Data through Sep 25, 2020 verified as of Sep 26, 2020 at 09:25 AM

Data in this report are provisional and subject to change.

The table below includes the cities and counties of residence for cases in Florida residents based on the patient's ZIP Code.

Note that city is not always received as part of the initial notification and may be missing while the case is being investigated.

City and county	Cases
Missing, Flagler	145
Gulfport, Pinellas	142
South Daytona, Volusia	142
Tavernier, Monroe	139
Missing, Wakulla	139
Edgewood, Orange	138
Silver Springs, Marion	137
Holly Hill, Volusia	136
Lawtey, Bradford	135
Youngstown, Bay	133
Palm Beach, Palm Beach	133
Bunnell, Flagler	132
Missing, Jackson	131
Oxford, Sumter	130
Flagler Beach, Flagler	130
Gretna, Gadsden	130
Bay Harbor Islands, Dade	130
Englewood, Sarasota	129
Medley, Dade	129
Kenneth City, Pinellas	128
Missing, Clay	126
Branford, Suwannee	125
Tequesta, Palm Beach	122
Trinity, Pasco	122
East Palatka, Putnam	121
Interlachen, Putnam	120
Greenville, Madison	119
Alva, Lee	118
Missing, Leon	116
Montverde, Lake	115
Greenwood, Jackson	115
Archer, Alachua	113
Eagle Lake, Polk	113
Missing, Gadsden	112
Ocklawaha, Marion	112
Weeki Wachee, Hernando	111
Missing, Gulf	110
Altha, Calhoun	109
Missing, Baker	106
South Pasadena, Pinellas	105
Missing, Levy	105
Floral City, Citrus	104
Dundee, Polk	103
Missing, Bradford	103
Clair-Mel City, Hillsborough	103
Hawthorne, Alachua	102
Apalachicola, Franklin	100
Mims, Brevard	100
Cape Canaveral, Brevard	99
O'Brien, Suwannee	98
Satsuma, Putnam	97
White Springs, Hamilton	95
Missing, Manatee	95
Missing, Bay	94
Gotha, Orange	94
Baker, Okaloosa	94
Rotunda West, Charlotte	94
Missing, Sumter	93
Hiawassee, Orange	93
Missing, Washington	93

COVID-19: characteristics of 690,387 Florida resident cases

Data through Sep 25, 2020 verified as of Sep 26, 2020 at 09:25 AM

Data in this report are provisional and subject to change.

The table below includes the cities and counties of residence for cases in Florida residents based on the patient's ZIP Code.

Note that city is not always received as part of the initial notification and may be missing while the case is being investigated.

City and county	Cases
Melbourne Beach, Brevard	92
Missing, Okeechobee	91
Melrose, Putnam	91
Azalea Park, Orange	91
Osprey, Sarasota	90
Southport, Bay	90
Webster, Sumter	89
Fort Myers Beach, Lee	89
Missing, Walton	85
Zellwood, Orange	85
Hastings, St. Johns	84
Geneva, Seminole	84
Chuluota, Seminole	82
Lake Panasoffkee, Sumter	82
Grand Ridge, Jackson	80
Missing, Calhoun	80
Missing, Suwannee	80
Grand Island, Lake	79
Reddick, Marion	79
Ave Maria, Collier	78
Vernon, Washington	78
Missing, Taylor	78
Indian Harbour Beach, Brevard	78
Alford, Jackson	77
Pomona Park, Putnam	76
Eastpoint, Franklin	74
Mcdavid, Escambia	72
Lehigh, Lee	70
San Antonio, Pasco	69
Eglin Air Force Base, Okaloosa	69
Indian Rocks Beach, Pinellas	69
Wellborn, Suwannee	68
Westville, Holmes	67
Fountain, Bay	67
Elkton, St. Johns	67
Lockhart, Orange	67
Avon Park, Polk	66
Lee, Madison	66
Missing, Alachua	65
Missing, Holmes	65
Mcalpin, Suwannee	65
Anthony, Marion	65
Lakewood Ranch, Manatee	62
Astatula, Lake	61
West Miami, Dade	60
Morrison, Levy	60
Temple Terrace, Hillsborough	60
Ponce De Leon, Holmes	59
Celebration, Osceola	59
Surfside, Dade	58
Missing, Escambia	58
Missing, Gilchrist	58
Juno Beach, Palm Beach	58
Missing, Liberty	57
Poinciana, Polk	57
Valparaiso, Okaloosa	56
Greenacres, Palm Beach	56
Weirsdale, Marion	55
Mangonia Park, Palm Beach	55
Eatonville, Orange	55

COVID-19: characteristics of 690,387 Florida resident cases

Data through Sep 25, 2020 verified as of Sep 26, 2020 at 09:25 AM

Data in this report are provisional and subject to change.

The table below includes the cities and counties of residence for cases in Florida residents based on the patient's ZIP Code.

Note that city is not always received as part of the initial notification and may be missing while the case is being investigated.

City and county	Cases
Cloud Lake, Palm Beach	55
Air Mail Facility, Dade	54
Bay Lake, Orange	54
Hosford, Liberty	54
Bryceville, Nassau	54
Missing, Dixie	53
Stock Island, Monroe	53
Inlet Beach, Walton	53
Islamorada, Monroe	53
Viera, Brevard	52
Fort McCoy, Marion	52
Seville, Volusia	50
Center Hill, Sumter	50
Bokeelia, Lee	49
Sanibel, Lee	49
Howey-In-The-Hills, Lake	49
Caryville, Washington	49
Bal Harbour, Dade	49
Citrus Springs, Citrus	49
Lake Helen, Volusia	48
Malabar, Brevard	48
Laurel Hill, Okaloosa	48
Missing, Franklin	47
Micanopy, Alachua	47
Carrollwood, Hillsborough	47
Lake Hamilton, Polk	46
Missing, Union	46
Missing, Jefferson	46
Babson Park, Polk	46
Fern Park, Seminole	46
University Of Fl, Alachua	45
Atlantis, Palm Beach	43
Sumterville, Sumter	43
Missing, Putnam	43
Christmas, Orange	42
Steinhatchee, Taylor	42
Sebastian, Brevard	42
Hallandale Beach, Broward	41
Cutler Bay, Dade	41
Belleair, Pinellas	40
Lady Lake, Sumter	40
San Mateo, Putnam	39
Dinsmore, Duval	39
Lauderdale By The Sea, Broward	39
Summerland Key, Monroe	38
Holt, Okaloosa	37
Welaka, Putnam	37
Brooker, Bradford	36
Osteen, Volusia	36
Big Pine Key, Monroe	36
Waldo, Alachua	35
Missing, Columbia	35
Madeira Beach, Pinellas	34
Princeton, Dade	34
Hypoluxo, Palm Beach	34
Cinco Bayou, Okaloosa	34
Missing, Unknown	33
Odessa, Pasco	33
Canal Point, Palm Beach	33
Flemington, Marion	33

COVID-19: characteristics of 690,387 Florida resident cases

Data through Sep 25, 2020 verified as of Sep 26, 2020 at 09:25 AM

Data in this report are provisional and subject to change.

The table below includes the cities and counties of residence for cases in Florida residents based on the patient's ZIP Code.

Note that city is not always received as part of the initial notification and may be missing while the case is being investigated.

City and county	Cases
Sewalls Point, Martin	33
Missing, Charlotte	33
Greensboro, Gadsden	33
Matlacha, Lee	32
Sopchoppy, Wakulla	32
The Villages, Lake	32
Altoona, Lake	32
Yalaha, Lake	32
University Of Central Florida, Orange	32
Astor, Lake	31
Manalapan, Palm Beach	31
Barefoot Bay, Brevard	31
Grant-Valkaria, Brevard	30
Saint James City, Lee	30
Destin, Walton	29
Hampton, Bradford	29
Felda, Hendry	29
Oak Hill, Volusia	28
Kendall, Dade	28
Palm Beach Shores, Palm Beach	28
Clarksville, Calhoun	28
Bradenton Beach, Manatee	28
Placida, Charlotte	28
Campbellton, Jackson	28
Kindred, Osceola	27
Golden Beach, Dade	27
Ochopee, Collier	27
Panacea, Wakulla	27
Patrick Air Force Base, Brevard	26
Callaway, Bay	26
Holmes Beach, Manatee	26
Missing, Lafayette	26
Paisley, Lake	26
Longboat Key, Manatee	25
Naranja, Dade	25
Bascom, Jackson	25
Sunny Isles Beach, Dade	25
Inglis, Levy	25
South Fort Myers, Lee	25
South Miami Heights, Dade	25
Belleair Beach, Pinellas	25
Missing, Glades	24
Florahome, Putnam	24
Fruit Cove, St. Johns	24
University Of South Florida, Hillsborough	24
Palma Ceia, Hillsborough	24
Village Of Wellington, Palm Beach	23
Hollister, Putnam	23
Florida State, Leon	23
Lamont, Jefferson	23
Ponce Inlet, Volusia	23
Jupiter, Martin	23
Florida Dept Of Corrections, Union	22
Crystal Beach, Pinellas	22
Baldwin, Duval	21
Singer Island, Palm Beach	21
Miami Springs, Dade	20
Pinetta, Madison	20
University Of Central FI, Orange	20
Waverly, Polk	19

COVID-19: characteristics of 690,387 Florida resident cases

Data through Sep 25, 2020 verified as of Sep 26, 2020 at 09:25 AM

Data in this report are provisional and subject to change.

The table below includes the cities and counties of residence for cases in Florida residents based on the patient's ZIP Code.

Note that city is not always received as part of the initial notification and may be missing while the case is being investigated.

City and county	Cases
Alafaya, Orange	19
Georgetown, Putnam	19
Harmony, Osceola	19
F M, Lee	18
Walnut Hill, Escambia	18
West Panama City Beach, Bay	18
Highland Beach, Palm Beach	18
Winter Park, Seminole	18
Tice, Lee	18
Hialeah Gardens, Dade	17
Lighthouse Point, Broward	17
Fort Denaud, Hendry	17
Ona, Hardee	16
West Park, Broward	16
Santa Fe, Alachua	16
Terra Ceia, Manatee	16
Miami, Unknown	16
Tierra Verde, Pinellas	16
Bellview, Escambia	16
Okahumpka, Lake	16
Miami Shores, Dade	16
Lutz, Pasco	16
Saint Pete Beach, Pinellas	15
Pensacola Beach, Santa Rosa	15
North Bay Village, Dade	15
Palm Shores, Brevard	15
Balm, Hillsborough	15
Eaton Park, Polk	15
Dania Beach, Broward	15
Nocatee, Desoto	14
Lorida, Highlands	14
Kissimmee, Orange	14
North Redington Beach, Pinellas	14
Kinard, Calhoun	14
Unknown, Orange	14
Bay Pines, Pinellas	14
Sydney, Hillsborough	13
Mexico Beach, Bay	13
Intercession City, Osceola	13
Tangerine, Orange	13
Florida A And M University, Leon	13
Village Of Palmetto Bay, Dade	13
Sun City, Hillsborough	13
Tioga, Alachua	13
Ocean Ridge, Palm Beach	13
Buena Ventura Lakes, Osceola	13
University Of Miami, Dade	13
Goulds, Dade	12
Kenansville, Osceola	12
Bayonet Point, Pasco	12
Florida Gulf Coast Univ, Lee	12
La Crosse, Alachua	12
Bagdad, Santa Rosa	12
Tyndall Air Force Base, Bay	12
Palmdale, Glades	12
Labelle, Glades	11
Kathleen, Polk	11
Bonita Beach, Lee	11
Homosassa Springs, Citrus	11
Orange Lake, Marion	11

COVID-19: characteristics of 690,387 Florida resident cases

Data through Sep 25, 2020 verified as of Sep 26, 2020 at 09:25 AM

Data in this report are provisional and subject to change.

The table below includes the cities and counties of residence for cases in Florida residents based on the patient's ZIP Code.

Note that city is not always received as part of the initial notification and may be missing while the case is being investigated.

City and county	Cases
Treasure Island, Pinellas	11
Key Colony Beach, Monroe	11
South Palm Beach, Palm Beach	11
Lake Suzy, Desoto	10
Highland City, Polk	10
Cedar Key, Levy	10
Enterprise, Volusia	10
North Venice, Sarasota	10
Paxton, Walton	10
Unknown, Dade	10
Reunion, Osceola	9
Horseshoe Beach, Dixie	9
Hurlburt Field, Okaloosa	9
Micco, Brevard	9
Lulu, Columbia	9
Wabasso, Indian River	9
Branford, Lafayette	9
Dowling Park, Suwannee	9
Pasadena, Pinellas	8
Perrine, Dade	8
Saint Leo, Pasco	8
Mcintosh, Marion	8
Heathrow, Seminole	8
Aloma, Orange	8
University Of Tampa, Hillsborough	8
Poinciana, Osceola	8
Lacoochee, Pasco	8
Eloise, Polk	8
Hernando Beach, Hernando	8
Bradley, Polk	8
Hialeah, Unknown	8
Sparr, Marion	8
Penney Farms, Clay	8
Lake City, Suwannee	8
Bostwick, Putnam	8
Ebro, Washington	7
Loughman, Polk	7
Plymouth, Orange	7
Missing, Hamilton	7
Candler, Marion	7
Jacksonville, Unknown	7
Lake Como, Putnam	7
Salt Springs, Marion	7
Gonzalez, Escambia	7
Earleton, Alachua	7
Tallevast, Manatee	7
Saint Marks, Wakulla	7
Goodland, Collier	7
Wahneta, Polk	7
Venus, Highlands	7
West Delray Beach, Palm Beach	7
Perdido Key, Escambia	7
Univ Of Fl Student Dorms, Alachua	6
New Smyrna, Volusia	6
Nichols, Polk	6
Evinston, Alachua	6
Steinhatchee, Dixie	6
Psi, Unknown	6
White Springs, Columbia	6
Gulf Breeze, Escambia	6

COVID-19: characteristics of 690,387 Florida resident cases

Data through Sep 25, 2020 verified as of Sep 26, 2020 at 09:25 AM

Data in this report are provisional and subject to change.

The table below includes the cities and counties of residence for cases in Florida residents based on the patient's ZIP Code.

Note that city is not always received as part of the initial notification and may be missing while the case is being investigated.

City and county	Cases
Indian Lake Estates, Polk	6
Hallandale Beach, Broward	6
Homeland, Polk	6
Trilby, Pasco	6
Palma Sola, Manatee	6
Long Boat Key, Manatee	6
Champions Gate, Polk	6
Bonifay, Washington	5
Murdock, Charlotte	5
Saint George Island, Franklin	5
Wausau, Washington	5
Woodville, Leon	5
Yankeetown, Levy	5
Westlake, Palm Beach	5
Anna Maria, Manatee	5
Maitland, Seminole	5
Ponce De Leon, Walton	5
Cortez, Manatee	5
Boca Grande, Lee	5
Mango, Hillsborough	5
Parker, Bay	5
Lake Monroe, Seminole	5
Little Torch Key, Monroe	5
Lowell, Marion	5
Hawthorne, Putnam	5
Ferndale, Lake	5
Siesta Key, Sarasota	5
Ridge Manor, Pasco	5
Maxville, Duval	5
Gulf Hammock, Levy	5
Florida State Univ Admin, Leon	5
Rubonia, Manatee	5
Miromar Lakes, Lee	5
Port Saint John, Brevard	5
Nobleton, Hernando	5
Northdale, Hillsborough	5
Mayport Naval Station, Duval	5
Florida International University, Dade	4
Durant, Hillsborough	4
Celebration, Orange	4
Altamonte Springs, Orange	4
Oneco, Manatee	4
Fanning Springs, Gilchrist	4
City Of Sunrise, Broward	4
Babcock Ranch, Lee	4
Gulf Stream, Palm Beach	4
Graham, Bradford	4
Indian River Shores, Indian River	4
Hollywood, Unknown	4
International Service Center, Dade	4
Westchase, Hillsborough	4
Ft Pierce, St. Lucie	4
Ybor City, Hillsborough	4
Stetson University, Volusia	4
Rosemary Beach, Walton	4
Pensacola, Unknown	4
Quail Heights, Dade	4
Ponte Vedra, Duval	4
Saint Lucie West, St. Lucie	4
University Park, Manatee	4

COVID-19: characteristics of 690,387 Florida resident cases

Data through Sep 25, 2020 verified as of Sep 26, 2020 at 09:25 AM

Data in this report are provisional and subject to change.

The table below includes the cities and counties of residence for cases in Florida residents based on the patient's ZIP Code.

Note that city is not always received as part of the initial notification and may be missing while the case is being investigated.

City and county	Cases
The Villages, Marion	4
Belleair Bluffs, Pinellas	4
Apopka, Seminole	4
Laud-By-The-Sea, Broward	4
Valkaria, Brevard	4
Pembroke Park, Broward	4
Mayport, Duval	4
Shady Grove, Taylor	4
Buckingham, Lee	4
Redington Shores, Pinellas	4
Long Key, Monroe	4
Duette, Manatee	4
Cudjoe Key, Monroe	4
Fort Charlotte, Charlotte	4
Alturas, Polk	4
Chokoloskee, Collier	4
Green Acres, Palm Beach	4
Forest City, Orange	3
Fort Ogden, Desoto	3
Davenport, Osceola	3
Telogia, Liberty	3
Orlando, Brevard	3
Everglades City, Collier	3
Eglin, Okaloosa	3
Grove City, Charlotte	3
East Lake, Marion	3
Crystal Springs, Pasco	3
Daytona Beach Shores, Volusia	3
Deer Island, Lake	3
Cottdonale, Washington	3
Bayshore Gardens, Manatee	3
Margate, Unknown	3
Lealman, Pinellas	3
Port Salerno, Martin	3
Graceville, Holmes	3
Jacksonville, Clay	3
Florence Villa, Polk	3
Pine Hills, Orange	3
Indian Shores, Pinellas	3
Lynbrook, Broward	3
Hallandale Beach, Unknown	3
Jensen Beach, St. Lucie	3
Brooksville, Pasco	3
Captiva, Lee	3
Fort Lauderdale, Unknown	3
Trenton, Levy	3
Putnam Hall, Putnam	3
Orlando, Unknown	3
Pine Castle, Orange	3
Ozona, Pinellas	3
Sugarloaf, Monroe	3
Cypress, Jackson	3
Clarcona, Orange	3
San Carlos Park, Lee	3
Shady Hills, Pasco	3
Morrison, Marion	3
Lakeshore, Polk	3
Miami Gardens, Unknown	3
Virginia Gardens, Dade	3
Vernon, Bay	3

COVID-19: characteristics of 690,387 Florida resident cases

Data through Sep 25, 2020 verified as of Sep 26, 2020 at 09:25 AM

Data in this report are provisional and subject to change.

The table below includes the cities and counties of residence for cases in Florida residents based on the patient's ZIP Code.

Note that city is not always received as part of the initial notification and may be missing while the case is being investigated.

City and county	Cases
Holder, Citrus	3
Braden River, Manatee	3
Fpo, Duval	3
Elfers, Pasco	3
Cypress Gardens, Polk	3
Mayport Naval Housing, Duval	3
Mount Plymouth, Lake	3
Salem, Taylor	3
Basinger, Okeechobee	3
Citrus Hills, Citrus	3
Leisure City, Dade	3
Lauderhill, Unknown	3
El Jobean, Charlotte	3
Point Washington, Walton	3
Roseland, Indian River	3
West Palm Beach, Unknown	3
Sugarloaf Key, Monroe	2
Sand Lake, Orange	2
Mount Dora, Orange	2
Haines City, Orange	2
Lake Butler, Bradford	2
Jonesville, Alachua	2
Laurel Hill, Walton	2
Miami, Martin	2
Miramar, Unknown	2
Dade City, Hernando	2
Bella Collina, Lake	2
Samoset, Manatee	2
Sarasota, Unknown	2
Union Park, Orange	2
St Cloud, Orange	2
Orange Springs, Marion	2
Oakland Park, Unknown	2
Hillsboro Beach, Broward	2
Wakulla Springs, Wakulla	2
Mesa, Unknown	2
Jacksonville Naval Hospital, Duval	2
Longboat Key, Sarasota	2
Ormond Beach, Flagler	2
Sorrento, Orange	2
Pompano Beach, Unknown	2
Bayou George, Bay	2
Clewiston, Palm Beach	2
Champions Gate, Osceola	2
Deerfield Beach, Unknown	2
Lamont, Taylor	2
Micosukee, Leon	2
Milligan, Okaloosa	2
Glenwood, Volusia	2
High Springs, Gilchrist	2
Unknown, Seminole	2
Nalcrest, Polk	2
Palm City, St. Lucie	2
Niceville, Walton	2
None, Dade	2
Port Charlotte, Unknown	2
Ramrod Key, Monroe	2
Seven Springs, Pasco	2
River Ranch, Polk	2
Upper Key Largo, Monroe	2

COVID-19: characteristics of 690,387 Florida resident cases

Data through Sep 25, 2020 verified as of Sep 26, 2020 at 09:25 AM

Data in this report are provisional and subject to change.

The table below includes the cities and counties of residence for cases in Florida residents based on the patient's ZIP Code.

Note that city is not always received as part of the initial notification and may be missing while the case is being investigated.

City and county	Cases
Fairfield, Marion	2
Archer, Levy	2
Loxahatchee Groves, Palm Beach	2
West Bradenton, Manatee	2
Ludlam, Dade	2
Laurel, Sarasota	2
Oklawaha, Marion	2
Tarpon Springs, Pasco	2
Tampa, Pinellas	2
Watersound, Walton	2
Sunny Hills, Washington	2
Switzerland, St. Johns	2
Clermont, Polk	2
Doctors Inlet, Clay	2
Hollywood, Dade	2
Inlet Beach, Bay	2
Grandin, Putnam	2
White City, Gulf	2
Redington Beach, Pinellas	2
Madison, Unknown	2
Alligator Point, Wakulla	2
Bonita Springs, Collier	2
Destin, Unknown	2
Florida Power & Light Co, Dade	2
Gibsonia, Polk	2
Town N Country, Hillsborough	2
Wewahitchka, Calhoun	2
Scottsmeer, Brevard	2
Brewton, Escambia	2
Caryville, Holmes	2
Cassadaga, Volusia	2
Lake Harbor, Palm Beach	2
Lanark Village, Franklin	2
Los Angeles, Polk	1
Miami Granders, Dade	1
Green, Clay	1
Fwb, Unknown	1
Gastonia, Polk	1
Goldenrod, Seminole	1
Grand Island, Unknown	1
Hialeah, Unknown	1
Hilliard, Dade	1
Holt, Unknown	1
Bartow, Unknown	1
Boca Roton, Unknown	1
Casselberry, Orange	1
Crestview, Dade	1
Dania, Unknown	1
Darien, Pasco	1
Deltona, Volusia	1
Duke Field Air Force Station, Okaloosa	1
Dunnellon, Levy	1
Sea Ranch Lakes, Broward	1
Saint Petersburg, Dade	1
San Pedro Sula, Dade	1
Rosemary Beach, Bay	1
Port Charlotte Fl, Unknown	1
Seminole, Orange	1
Wimauma, Manatee	1
Wayne, Dade	1

COVID-19: characteristics of 690,387 Florida resident cases

Data through Sep 25, 2020 verified as of Sep 26, 2020 at 09:25 AM

Data in this report are provisional and subject to change.

The table below includes the cities and counties of residence for cases in Florida residents based on the patient's ZIP Code.

Note that city is not always received as part of the initial notification and may be missing while the case is being investigated.

City and county	Cases
Sumatra, Liberty	1
Palm Coast, Orange	1
Opa Locka, Unknown	1
Orange, Orange	1
Orl, Orange	1
Wilbur By The Sea, Volusia	1
Winterpark, Unknown	1
Unknown Out Of Area, Duval	1
Fortlauderdale, Unknown	1
Ft Pierce, Unknown	1
Garland, Orange	1
Eustic, Unknown	1
Everett, Dade	1
FI State Lot, Leon	1
Hallandate Ben, Unknown	1
Greenacres, Unknown	1
Homeless, Dade	1
Hickory, Lee	1
Hialeah, Broward	1
Chattanooga, Dade	1
Bryn Mawr, Palm Beach	1
Alys Beach, Bay	1
Amelia City, Nassau	1
Apopka, Unknown	1
Bellmore, Orange	1
Melrose, Bradford	1
Miamt, Dade	1
Mid Florida, Seminole	1
Live Oak, Columbia	1
Lauderdale Hill, Unknown	1
Jacksonville, Dade	1
Innovation, Pasco	1
San Diego, Unknown	1
Pt St Lucie, St. Lucie	1
Tampa, Orange	1
Orlando, Orange	1
Palm City, Unknown	1
Ocala, Unknown	1
Ocean Breeze, Martin	1
N/A, Duval	1
Worthington Springs, Union	1
Weston, Dade	1
Wesley Chapel, Alachua	1
Tewksbury, Orange	1
Hispanic, St. Lucie	1
Fort Pierce, Martin	1
Kissimmee, Brevard	1
Dade City, Hillsborough	1
Dallas, Lee	1
Deland, Lake	1
Florida International Univ, Dade	1
Estero, Collier	1
Fellsmele, Brevard	1
Boca Raton, Unknown	1
Aollywoss, Dade	1
Beverly Beach, Flagler	1
Clermont, Orange	1
Carol Stream, Orange	1
99, Unknown	1
Tampa Palms, Hillsborough	1

COVID-19: characteristics of 690,387 Florida resident cases

Data through Sep 25, 2020 verified as of Sep 26, 2020 at 09:25 AM

Data in this report are provisional and subject to change.

The table below includes the cities and counties of residence for cases in Florida residents based on the patient's ZIP Code.

Note that city is not always received as part of the initial notification and may be missing while the case is being investigated.

City and county	Cases
South Daytona Beach, Volusia	1
San Antonio, Unknown	1
Olustee, Baker	1
Opalocka, Dade	1
Okeechobee, St. Lucie	1
Riverview, Unknown	1
Lecanto, Marion	1
Miamf, Dade	1
Pine Ridge, Citrus	1
Pineland, Lee	1
West Villages, Sarasota	1
Lake Geneva, Clay	1
Immokalee, Lee	1
Homeless, Polk	1
Harrison, Pinellas	1
Hailandale, Unknown	1
Boca Raton, Orange	1
Fort Myers, Unknown	1
Fort Pierce, Unknown	1
Coconut Creek, Unknown	1
Davenport, Orange	1
Washington, Unknown	1
Unkown, Seminole	1
Tallahassee, Unknown	1
South Miami, Unknown	1
Spring Hill , Hernando	1
Saint Augusaintine Beach, St. Johns	1
Saint Augustine Beach, St. Johns	1
Port Everglades, Broward	1
Port Saint Lucie, Martin	1
Newark, Broward	1
Peoria, Unknown	1
Orlando, Lake	1
Middlesburg, Duval	1
Miami, Palm Beach	1
Mount Pleasant, Gadsden	1
Northport, Sarasota	1
Other, Dade	1
Orchid, Indian River	1
Orl, Osceola	1
Pass-A-Grille Beach, Pinellas	1
Pensacola Beach, Escambia	1
Rocky Point, Hillsborough	1
Saint Johns, Duval	1
Westville, Walton	1
Venetian Islands, Dade	1
Venice, Manatee	1
Tamarac, Dade	1
Unkn, Duval	1
Hoclywsod, Dade	1
Istachatta, Hernando	1
Kenilworth, Leon	1
Lakeland, Unknown	1
Layton, Monroe	1
Los Angeles, Dade	1
Mckinney, Broward	1
Miamc, Dade	1
Coconut Ck, Unknown	1
Carl Fisher, Dade	1
Brooklyn, Lee	1

COVID-19: characteristics of 690,387 Florida resident cases

Data through Sep 25, 2020 verified as of Sep 26, 2020 at 09:25 AM

Data in this report are provisional and subject to change.

The table below includes the cities and counties of residence for cases in Florida residents based on the patient's ZIP Code.

Note that city is not always received as part of the initial notification and may be missing while the case is being investigated.

City and county	Cases
Apollo Beach, Manatee	1
Alpharetta, Broward	1
Garden City, Alachua	1
Franklin, Unknown	1
Hallandale, Unknown	1
Homeless, Hillsborough	1
Homeless, Pinellas	1
Hutchinson Island, St. Lucie	1
Cincinnati, Dade	1
Cape Haze, Charlotte	1
Branford, Gilchrist	1
Davie, Unknown	1
Alva, Escambia	1
Babcock Ranch, Charlotte	1
Baker, Santa Rosa	1
Duck Key, Monroe	1
Hosford, Calhoun	1
Indian Creek Village, Dade	1
Hialeahgardens, Dade	1
Interlachen, Duval	1
Jacksonville Naval Air Station, Duval	1
Kissimmee, Unknown	1
Perth Amboy, Hillsborough	1
Panama City, Unknown	1
Punta Gorda, Unknown	1
Saint Lucie Village, St. Lucie	1
Sharpes, Brevard	1
Sunrtise, Dade	1
Unknown, Unknown	1
Oldsra, Manatee	1
North Fort Myers, Charlotte	1
North Laud, Unknown	1
Monroe, Hillsborough	1
Lucedale, St. Lucie	1
Jacksonville, Nassau	1
Miramar, Dade	1
Unk, Alachua	1
Watersound, Bay	1
Vero Beach, Unknown	1
Wtixrat, Dade	1
Yeehaw, Okeechobee	1
Vernon, Walton	1
Unknown, Manatee	1
Windermere, Unknown	1
Xifamk, Dade	1
Greenville, Taylor	1
Island Grove, Alachua	1
Jupiter Inlet, Palm Beach	1
Indian Rock Beach, Pinellas	1
Lauderdale Lakes, Unknown	1
Kilgore, Dade	1
Metter, Manatee	1
Mexico Beach, Gulf	1
Miami Dade, Unknown	1
Dade City, Unknown	1
Crestview, Walton	1
Fellsmere, Brevard	1
Fernandina, Nassau	1
Okeechobi, Unknown	1
North Lauderdale, Unknown	1

COVID-19: characteristics of 690,387 Florida resident cases

Data through Sep 25, 2020 verified as of Sep 26, 2020 at 09:25 AM

Data in this report are provisional and subject to change.

The table below includes the cities and counties of residence for cases in Florida residents based on the patient's ZIP Code.

Note that city is not always received as part of the initial notification and may be missing while the case is being investigated.

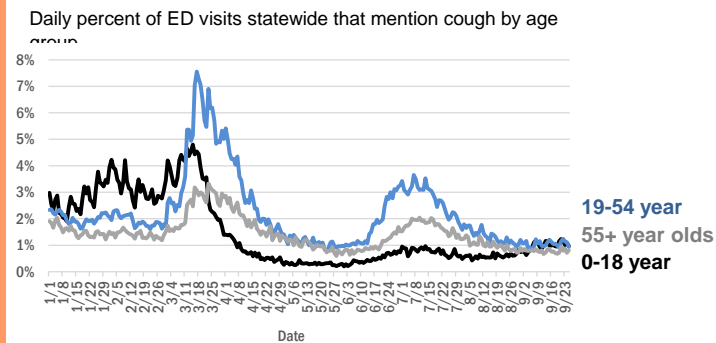
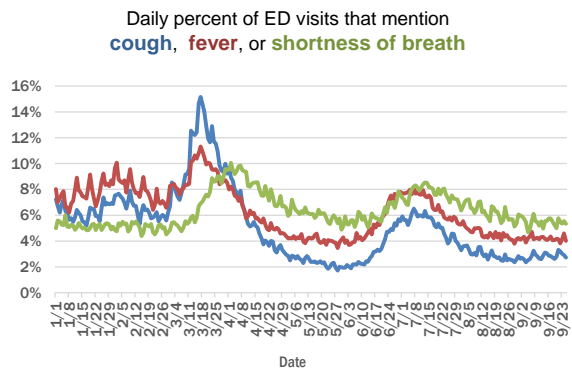
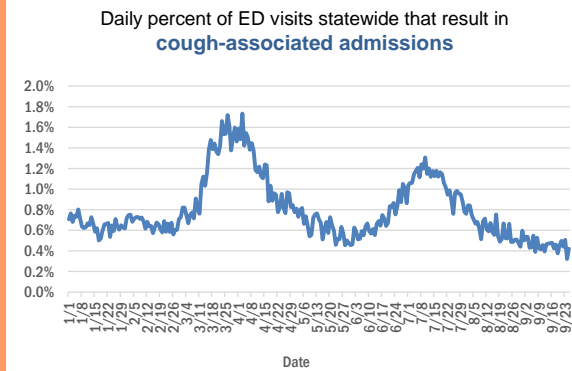
City and county	Cases
North Porte, Unknown	1
Notrealville, Polk	1
North Port, Manatee	1
Mount, Lake	1
Miami, Broward	1
Miamksaohes, Dade	1
Twentynine Palms, Broward	1
Sunrise, Unknown	1
Suwannee, Dixie	1
Syracuse, Unknown	1
Seguin, Unknown	1
Seacrest, Walton	1
San Fernando, Unknown	1
San Marcos, Unknown	1
Plantation, Leon	1
Pooler, Broward	1
Panomo City, Bay	1
Pensacola, Dade	1
Apo, Collier	1
Arcadia, Unknown	1
Astor, Volusia	1
At Large, Broward	1
Austin, Dade	1
Big Torch Key, Monroe	1
Bonifay, Unknown	1
East Rockland Key, Monroe	1
Fort Lauderdale, Dade	1
Marathon Shores, Monroe	1
Litchfield Park, Unknown	1
Julington Creek, St. Johns	1
Jupiter Island, Martin	1
Lake Worth, Unknown	1
Jena, Taylor	1
Na, Dade	1
Okeechobee, Highlands	1
Orange Park, Duval	1
Orlando, Osceola	1
Palatka, Marion	1
Seacrest, Bay	1
Stiamk, Dade	1
Port St Luice, Unknown	1
Port St. Lucie, St. Lucie	1
Pensacola Naval Hospital, Escambia	1
Tavares, Unknown	1
Temple, Palm Beach	1
Webster, Hernando	1
Unknown, Duval	1
Venice, Dade	1
West Hollywood, Broward	1
Weston, Unknown	1
Winnetka, Dade	1
Winter Springs, Orange	1
Total	690,387

COVID-19: additional surveillance information

Data through Sep 25, 2020 verified as of Sep 26, 2020 at 09:25 AM

Data in this report are provisional and subject to change.

Statewide emergency department (ED) chief complaint and admission data



The Electronic Surveillance System for the Early Notification of Community-Based Epidemics (ESSENCE-FL) includes chief complaint data from 211 of 212 Florida EDs. Data are transmitted electronically to ESSENCE-FL daily or hourly.

COVID-19: All Florida residents with test results reported

Data through Sep 25, 2020 verified as of Sep 26, 2020 at 09:25 AM

Data in this report are provisional and subject to change.

The table below includes persons with laboratory results that the Department of Health has received electronically or by mail/fax for Florida residents.

County	Awaiting testing	Inconclusive	Negative	Positive	Percent positive	Total tested
Dade	547	2,004	736,899	168,035	19%	906,938
Broward	107	883	484,009	76,049	14%	560,941
Palm Beach	282	623	317,293	45,784	13%	363,700
Hillsborough	391	534	273,629	41,514	13%	315,677
Orange	440	301	306,270	39,427	11%	345,998
Duval	240	257	241,829	29,779	11%	271,865
Pinellas	10	138	196,839	21,813	10%	218,790
Lee	27	113	123,176	20,012	14%	143,301
Polk	76	108	114,602	19,692	15%	134,402
Collier	48	95	65,997	12,539	16%	78,631
Osceola	221	136	71,045	12,314	15%	83,495
Manatee	21	78	94,424	11,318	11%	105,820
Escambia	4	57	77,096	11,117	13%	88,270
Volusia	92	120	84,154	10,719	11%	94,993
Leon	17	145	77,129	10,129	12%	87,403
Marion	14	112	63,285	9,651	13%	73,048
Pasco	140	55	81,427	9,100	10%	90,582
Seminole	163	68	75,138	8,938	11%	84,144
Brevard	25	59	96,621	8,773	8%	105,453
Sarasota	23	64	85,607	8,041	9%	93,712
Alachua	28	30	89,851	7,985	8%	97,866
St. Lucie	265	50	52,984	7,963	13%	60,997
Lake	182	104	77,356	7,393	9%	84,853
Bay	18	67	28,308	5,936	17%	34,311
Santa Rosa	38	39	31,124	5,247	14%	36,410
St. Johns	21	36	50,686	5,175	9%	55,897
Clay	27	25	42,825	4,986	10%	47,836
Okaloosa	42	49	32,225	4,878	13%	37,152
Martin	48	48	30,261	4,848	14%	35,157
Columbia	5	56	13,561	3,761	22%	17,378
Indian River	54	19	32,384	3,172	9%	35,575
Hernando	4	18	24,572	3,102	11%	27,692
Charlotte	8	38	30,310	3,022	9%	33,370
Gadsden	4	39	13,912	2,782	17%	16,733
Jackson	28	12	13,907	2,769	17%	16,688
Citrus	45	10	23,272	2,729	10%	26,011
Suwannee	3	48	8,378	2,668	24%	11,094
Sumter	31	30	21,676	2,208	9%	23,914
Highlands	11	10	18,900	2,137	10%	21,047
Putnam	16	12	15,150	2,118	12%	17,280
Hendry		19	8,061	2,067	20%	10,147
Nassau	48	18	18,668	1,937	9%	20,623
Monroe	49	12	15,798	1,801	10%	17,611
Walton	1	34	11,285	1,785	14%	13,104
Flagler	12	17	18,501	1,708	8%	20,226
Desoto	6	7	9,580	1,558	14%	11,145
Okeechobee	4	13	9,473	1,534	14%	11,020

COVID-19: All Florida residents with test results reported

Data through Sep 25, 2020 verified as of Sep 26, 2020 at 09:25 AM

Data in this report are provisional and subject to change.

The table below includes persons with laboratory results that the Department of Health has received electronically or by mail/fax for Florida residents.

County	Awaiting testing	Inconclusive	Negative	Positive	Percent positive	Total tested
Baker	35	26	6,419	1,466	19%	7,911
Hardee	3	9	6,536	1,347	17%	7,892
Taylor	6	28	5,222	1,318	20%	6,568
Lafayette	3	13	1,466	1,233	45%	2,712
Wakulla	3	40	9,033	1,116	11%	10,189
Bradford	2	20	5,664	1,089	16%	6,773
Washington	12	20	5,879	1,061	15%	6,960
Levy		8	7,441	1,027	12%	8,476
Madison	1	11	5,064	997	16%	6,072
Union		17	8,692	935	10%	9,644
Gulf	4	6	4,854	865	15%	5,725
Hamilton	1	2	4,658	843	15%	5,503
Dixie		12	4,446	830	16%	5,288
Holmes	2	10	4,548	738	14%	5,296
Calhoun	1	10	4,342	613	12%	4,965
Franklin	4	11	4,326	609	12%	4,946
Jefferson		15	3,257	544	14%	3,816
Glades		1	943	538	36%	1,482
Liberty			3,029	516	15%	3,545
Gilchrist	1	9	4,145	510	11%	4,664
Unknown	1	36	14,275	179	1%	14,490
Total	3,965	7,114	4,523,716	690,387	13%	5,221,217

COVID-19: testing by laboratory

Data through Sep 25, 2020 verified as of Sep 26, 2020 at 09:25 AM

Data in this report are provisional and subject to change.

The numbers in the table below represent the number of Florida and non-Florida residents for whom test results were received by the Department of Health. A person can be tested by more than one laboratory and can have both positive and negative results. **Therefore, the sum of the numbers in each column will be larger than the total number of people tested.**

Reporting lab	Inconclusive	Negative	Positive	Percent positive	Total
LABORATORY CORPORATION OF AMERICA	1,567	917,507	119,726	12%	1,038,800
QUEST DIAGNOSTICS - TAMPA	7,336	827,584	118,526	12%	953,446
BIO REFERENCE LABORATORIES, INC	7,099	569,019	108,596	16%	684,714
GENETWORX	662	390,609	32,880	8%	424,151
CURATIVE LABS	5,764	361,821	37,195	9%	404,780
REALTOX LABS LLC	3,381	267,120	45,778	14%	316,279
ELABNETWORK	952	119,573	9,921	8%	130,446
NORTHWEST LABORATORY	236	118,128	6,287	5%	124,651
ADVENT HEALTH LAB	112	101,339	14,173	12%	115,624
MAKO GENOMICS	5,305	90,804	15,487	14%	111,596
MEDICAL DIAGNOSTIC LABORATORIES	901	92,857	13,380	12%	107,138
KORVALABS, INC	1,239	88,671	4,487	5%	94,397
MAYO CLINIC LABORATORIES	223	78,498	7,888	9%	86,609
BIOCOLLECTIONS WORLDWIDE, INC	474	69,352	10,264	13%	80,090
MEMORIAL REGIONAL HOSPITAL SOUTH	22	61,408	13,890	18%	75,320
BAYCARE LABORATORIES LLC	380	68,631	6,147	8%	75,158
BPHL-JACKSONVILLE	17	62,900	10,708	15%	73,625
RCA LABORATORY SERVICES, LLC		69,950	3,073	4%	73,023
QUEST DIAGNOSTICS NICHOLS INSTITUTE, INC.	331	63,875	8,229	11%	72,435
SACRED HEART HOSPITAL LABORATORY	2	59,005	7,238	11%	66,245
Florida_Hospital	60	52,600	5,570	10%	58,230
UF PATHLABS	33	50,477	3,450	6%	53,960
DIATHERIX LABORATORIES		46,961	6,500	12%	53,461
TAMPA GENERAL HOSPITAL	4	49,689	3,748	7%	53,441
ORLANDO REG MED CENTER CLINICAL LAB	521	46,706	6,082	11%	53,309
BPHL-MIAMI	221	40,884	8,544	17%	49,649
TESTING MATTERS INC		41,910	5,277	11%	47,187
SUNPATH MEDICAL DIAGNOSTICS LABORATORY	364	39,620	6,032	13%	46,016
ARUP LABORATORIES		41,608	2,641	6%	44,249
IMPACT HEALTH BIOMETRIC TESTING, INC	355	38,768	4,766	11%	43,889
BPHL-TAMPA (SPECTRUM BLVD)	45	36,245	5,898	14%	42,188
HELIX	343	35,814	4,498	11%	40,655
JACKSON MEMORIAL HOSPITAL CLINICAL LAB	79	32,374	7,280	18%	39,733
VIRACOR-EUROFINS LABORATORIES		30,631	9,058	23%	39,689
ST VINCENT'S MEDICAL CENTER - RIVERSIDE	1	32,668	3,796	10%	36,465
SHANDS AT THE UNIVERSITY OF FLORIDA	238	33,775	1,955	5%	35,968
LAKELAND REGIONAL MEDICAL CENTER	88	29,931	3,443	10%	33,462
AIT LABORATORIES		29,323	3,286	10%	32,609
AMERICAN HEALTH ASSOCIATES	8	29,608	2,728	8%	32,344
AKESOGEN		24,644	3,549	13%	28,193
TALLAHASSEE MEMORIAL HOSPITAL	103	21,649	2,669	11%	24,421
CAPE CORAL HOSPITAL CLINICAL LABORATORY	3	19,894	3,296	14%	23,193
WALGREENS	16	19,277	3,309	15%	22,602
BAPTIST MEDICAL CENTER JACKSONVILLE	1	19,409	1,233	6%	20,643
BAPTIST HOSPITAL OF MIAMI CLINICAL LABORATORY	44	17,381	3,204	16%	20,629
BROWARD GENERAL MEDICAL CENTER-CLINICAL LAB	2	18,090	2,175	11%	20,267

COVID-19: testing by laboratory

Data through Sep 25, 2020 verified as of Sep 26, 2020 at 09:25 AM

Data in this report are provisional and subject to change.

The numbers in the table below represent the number of Florida and non-Florida residents for whom test results were received by the Department of Health. A person can be tested by more than one laboratory and can have both positive and negative results. **Therefore, the sum of the numbers in each column will be larger than the total number of people tested.**

Reporting lab	Inconclusive	Negative	Positive	Percent positive	Total
SHANDS JACKSONVILLE MEDICAL CENTER INC	32	17,137	1,548	8%	18,717
APPLIED INGENUITY DIAGNOSTICS LLC		16,733	932	5%	17,665
UNIVERSITY OF MIAMI HOSPITAL	10	15,220	1,855	11%	17,085
SARASOTA MEMORIAL HOSPITAL MAIN LAB	12	15,860	1,192	7%	17,064
ADVENTHEALTH DAYTONA BEACH	32	15,696	1,150	7%	16,878
NIZNIK LAB CORP	348	11,459	5,063	30%	16,870
ECCO LAB GROUP CO	286	13,157	3,160	19%	16,603
FLORIDA HOSPITAL - TAMPA	37	14,406	1,359	9%	15,802
STATLAB_MOBILE	1	14,070	1,377	9%	15,448
NICKLAUS CHILDREN'S HOSPITAL	41	11,954	2,455	17%	14,450
MOUNT SINAI MEDICAL CENTER	7	12,872	1,378	10%	14,257
PALMETTO GENERAL HOSPITAL LAB	3	11,253	2,993	21%	14,249
MILLENNIUM PHYSICIAN GROUP		11,872	2,149	15%	14,021
ST JOSEPHS HOSPITAL LABORATORY	12	12,230	1,731	12%	13,973
NAPLES COMMUNITY HOSPITAL	48	12,440	1,408	10%	13,896
ACCESS DX LABORATORY	157	12,151	1,469	11%	13,777
NORTH FLORIDA REGIONAL MEDICAL CENTER		12,040	1,376	10%	13,416
FULGENT DIAGNOSTICS LABORATORY	256	11,582	899	7%	12,737
CLEVELAND CLINIC HOSPITAL LAB	4	11,133	1,223	10%	12,360
BIOCERNA LABS	418	10,142	1,555	13%	12,115
JFK MEDICAL CENTER LAB	1	10,135	1,685	14%	11,821
BRANDON REGIONAL HOSPITAL		10,150	1,625	14%	11,775
SOUTH MIAMI HOSPITAL LAB	22	10,343	1,368	12%	11,733
ABL MEDICAL CARE LLC	1	10,563	999	9%	11,563
SAINT MARY'S MEDICAL CENTER	15	9,786	1,393	12%	11,194
JUPITER MEDICAL CENTER LAB	43	9,983	1,123	10%	11,149
LARKIN COMMUNITY HOSPITAL INC DBA CARDIOTROPIC		6,822	3,624	35%	10,446
INDIAN RIVER MEDICAL CENTER LAB		9,691	574	6%	10,265
INTEGRATED REGIONAL LABORATORIES LLP		8,598	1,626	16%	10,224
DRS CLACK SPENCER WHITE & MCCORMACK PA D/B/A		9,240	893	9%	10,133
WELLINGTON REGIONAL MED CTR LAB	4	8,772	1,234	12%	10,010
MORTON PLANT HOSPITAL-ADLER INSTITUTE	8	9,243	679	7%	9,930
QUEST NEW ENGLAND	35	8,849	1,012	10%	9,896
FLORIDA HOSPITAL WATERMAN LABORATORY	69	9,003	745	8%	9,817
QUEST DIAGNOSTICS INFECTIOUS DISEASE INC	56	7,612	1,707	18%	9,375
PANCARE OF FLORIDA INC		8,208	725	8%	8,933
LEESBURG REGIONAL MEDICAL CENTER		8,017	880	10%	8,897
LABCORP BURLINGTON (LPP)	4	8,309	442	5%	8,755
MEMORIAL REGIONAL HOSPITAL CLINICAL LABORATORY	9	7,919	580	7%	8,508
HOMESTEAD HOSPITAL CLINICAL LABORATORY	15	6,710	1,730	20%	8,455
ARNOLD PALMER MEDICAL CENTER CLINICAL LAB		8,055	282	3%	8,337
COAST DIAGNOSTICS LLC	20	7,317	552	7%	7,889

COVID-19: testing by laboratory

Data through Sep 25, 2020 verified as of Sep 26, 2020 at 09:25 AM

Data in this report are provisional and subject to change.

The numbers in the table below represent the number of Florida and non-Florida residents for whom test results were received by the Department of Health. A person can be tested by more than one laboratory and can have both positive and negative results. **Therefore, the sum of the numbers in each column will be larger than the total number of people tested.**

Reporting lab	Inconclusive	Negative	Positive	Percent positive	Total
LARKIN COMMUNITY HOSPITAL	10	6,702	1,167	15%	7,879
DELRAY MEDICAL CENTER	3	7,036	802	10%	7,841
OSCEOLA REGIONAL MEDICAL CENTER	1	6,685	1,134	15%	7,820
BOSTON HEART DIAGNOSTICS CORP		6,726	1,067	14%	7,793
WEST KENDALL BAPTIST HOSPITAL LABORATORY	6	6,178	1,490	19%	7,674
LAWNWOOD REGIONAL MEDICAL CENTER	1	6,572	1,042	14%	7,615
MEMORIAL HOSPITAL JACKSONVILLE	8	5,879	1,458	20%	7,345
Lee Memorial Hospital		5,645	1,637	22%	7,282
ST ANTHONY'S HOSPITAL LAB	11	6,440	804	11%	7,255
WINTER HAVEN HOSPITAL CLINICAL LABORATORY	1	6,057	1,123	16%	7,181
REAL DIAGNOSTICS	77	6,556	474	7%	7,107
AEGIS SCIENCES CORPORATION	30	6,433	612	9%	7,075
PATIENTS FIRST LAKE ELLA MEDICAL CENTER PA		5,073	1,871	27%	6,944
BAPTIST MEDICAL CENTER SOUTH		6,443	480	7%	6,923
BAPTIST HOSPITAL OF MIAMI MOLECULAR DIAGNOSTICS	58	5,847	847	13%	6,752
GOOD SAMARITAN MEDICAL CENTER LAB	1	5,720	967	14%	6,688
BETHESDA HOSPITAL EAST		5,872	640	10%	6,512
LUMINUS DIAGNOSTICS		5,986	518	8%	6,504
ST JOSEPHS HOSPITAL	7	5,694	789	12%	6,490
MEASE COUNTRYSIDE LAB	1	5,871	573	9%	6,445
ORANGE PARK MEDICAL CENTER	9	5,178	1,256	19%	6,443
QUEST DIAGNOSTICS - WEST HILLS	21	6,168	234	4%	6,423
EXACT SCIENCES LABORATORIES		5,883	421	7%	6,304
GULF COAST MEDICAL CENTER MICROLAB		4,765	1,436	23%	6,201
MANATEE MEMORIAL HOSPITAL		5,382	521	9%	5,903
FLORIDA HOSPITAL HEARTLAND MED CTR CLINICAL LAB	33	5,255	611	10%	5,899
HALIFAX MEDICAL CENTER LAB	30	5,053	816	14%	5,899
WEST FLORIDA HOSPITAL LAB		4,661	1,150	20%	5,811
BAPTIST HOSPITAL LABORATORY	4	4,912	879	15%	5,795
QUEST DIAGNOSTICS	4	5,290	438	8%	5,732
WEST BOCA MEDICAL CENTER LAB		5,167	519	9%	5,686
THE VILLAGES REGIONAL HOSPITAL		5,264	392	7%	5,656
CORAL GABLES HOSPITAL CLINICAL LABORATORY		4,380	1,130	21%	5,510
INGENIOUS PERSONALIZED MEDICINE	57	4,204	1,248	23%	5,509
ADVENTHEALTH WESLEY CHAPEL	14	5,071	419	8%	5,504
WESTSIDE REGIONAL MED CTR	2	4,496	974	18%	5,472
LARGO MEDICAL CENTER		4,817	637	12%	5,454
AVECINA MEDICAL OAKLEAF	1	4,843	607	11%	5,451
QUEST DIAGNOSTICS NICHOLS INSTITUTE - SJC (ELR)	32	4,651	744	14%	5,427
PALM BEACH GARDENS MEDICAL CTR LAB		4,943	475	9%	5,418
NORTHWEST MEDICAL CENTER	1	4,317	1,058	20%	5,376
HEALTH PARK MEDICAL CENTER CLINICAL LAB		4,438	936	17%	5,374

COVID-19: testing by laboratory

Data through Sep 25, 2020 verified as of Sep 26, 2020 at 09:25 AM

Data in this report are provisional and subject to change.

The numbers in the table below represent the number of Florida and non-Florida residents for whom test results were received by the Department of Health. A person can be tested by more than one laboratory and can have both positive and negative results. **Therefore, the sum of the numbers in each column will be larger than the total number of people tested.**

Reporting lab	Inconclusive	Negative	Positive	Percent positive	Total
OAK HILL HOSPITAL		4,745	587	11%	5,332
DOCTORS HOSPITAL	3	4,308	943	18%	5,254
NCH NORTH NAPLES HOSPITAL LAB	11	4,416	675	13%	5,102
MERCY HOSPITAL A CAMPUS OF PLANTATION GEN HOSP LAB	1	3,907	1,183	23%	5,091
Capital Regional Medical Ctr		4,046	1,027	20%	5,073
MARTIN HOSPITAL SOUTH LAB		4,763	279	6%	5,042
FLORIDA HOSPITAL FLAGLER	29	4,636	324	6%	4,989
AVENTURA HOSPITAL LAB		3,788	1,150	23%	4,938
PALMS WEST HOSPITAL LAB	2	3,830	906	19%	4,738
FLORIDA HOSPITAL ZEPHYRHILLS	10	4,396	331	7%	4,737
AVECINA MEDICAL - SOUTHSIDE BLVD	14	4,559	149	3%	4,722
FLORIDA MEDICAL CENTER - A CAMPUS OF NORTH SHORE	2	4,070	641	14%	4,713
RUTGERS CLINICAL GENOMICS LABORATORY	10	4,480	190	4%	4,680
CORAL SPRINGS MED CTR		4,218	460	10%	4,678
INFORM DIAGNOSTICS, INC		4,448	230	5%	4,678
BLAKE MEDICAL CENTER		3,927	744	16%	4,671
NORTH SHORE MEDICAL CENTER		3,709	954	20%	4,663
BROWARD HEALTH NORTH CLINICAL LABORATORY		3,973	605	13%	4,578
FLORIDA HOSPITAL DELAND	10	3,836	647	14%	4,493
PRIVA PATH LABS	8	4,242	210	5%	4,460
FLORIDA HOSPITAL OF CARROLLWOOD	22	3,874	533	12%	4,429
MEMORIAL HOSPITAL WEST LABORATORY SERVICES	13	3,949	441	10%	4,403
REGIONAL MEDICAL CENTER BAYONET POINT	2	4,057	336	8%	4,395
PLANTATION GENERAL HOSPITAL		3,417	908	21%	4,325
MEDICAL CENTER OF TRINITY CLINICAL LABORATORY		3,738	536	13%	4,274
NEMOURS CHILDRENS HOSPITAL		4,143	115	3%	4,258
NORTHSIDE HOSPITAL AND HEART INSTITUTE		3,700	495	12%	4,195
CLEVELAND CLINIC MARTIN SOUTH HOSPITAL		3,816	365	9%	4,181
BAYFRONT MEDICAL CENTER	13	3,160	964	23%	4,137
ACCESS MEDICAL LABORATORIES		2,680	1,381	34%	4,061
LAKE CITY MEDICAL CENTER		3,147	899	22%	4,046
MOFFITT CANCER CENTER	6	3,924	74	2%	4,004
UHEALTH CORAL GABLES/LENNAR MED CTR		3,818	174	4%	3,992
ALL CHILDREN'S HOSPITAL LAB		3,716	213	5%	3,929
DR. P. PHILLIPS HOSPITAL		3,721	161	4%	3,882
FULGENT DIAGNOSTICS	89	3,527	236	6%	3,852
OCALA REGIONAL MEDICAL CENTER		3,342	482	13%	3,824
NIGHT LITE PEDIATRICS	4	2,846	966	25%	3,816
BAPTIST MEDICAL CENTER - BEACHES		3,519	238	6%	3,757
CENTRAL FLORIDA REGIONAL HOSPITAL		3,251	441	12%	3,692
CARDIOTROPIC LABS	81	2,880	724	20%	3,685
MORTON PLANT-MEASE	1	3,270	250	7%	3,521
LEON MEDICAL CENTERS LLC		2,855	642	18%	3,497
GULF COAST MEDICAL CENTER LAB		2,771	717	21%	3,488
LAKEWOOD RANCH MEDICAL CENTER		3,201	274	8%	3,475
GENESIS REFERENCE LABORATORIES		3,147	310	9%	3,457

COVID-19: testing by laboratory

Data through Sep 25, 2020 verified as of Sep 26, 2020 at 09:25 AM

Data in this report are provisional and subject to change.

The numbers in the table below represent the number of Florida and non-Florida residents for whom test results were received by the Department of Health. A person can be tested by more than one laboratory and can have both positive and negative results. **Therefore, the sum of the numbers in each column will be larger than the total number of people tested.**

Reporting lab	Inconclusive	Negative	Positive	Percent positive	Total
NEW YORK STATE ELR - SUNRISE MEDICAL LABORATORIES		3,365	79	2%	3,444
ST JOSEPHS NORTH HOSPITAL LAB		3,053	372	11%	3,425
IMPERIAL POINT MEDICAL CENTER		3,062	295	9%	3,357
HEALTHQUEST ESOTERICS		2,339	1,012	30%	3,351
AVECINA MEDICAL JULINGTON	3	2,928	397	12%	3,328
PWN HEALTH	11	2,555	749	23%	3,315
SOUTH LAKE HOSPITAL		3,130	165	5%	3,295
ST LUCIE MEDICAL CENTER		2,588	614	19%	3,202
NONA SCIENTIFIC	3	2,678	512	16%	3,193
NIGHT LITE PEDIATRICS URGENT CARE		2,838	326	10%	3,164
POINCIANA MEDICAL CENTER		2,344	788	25%	3,132
SOUTH FLORIDA BAPTIST HOSPITAL MICRO	1	2,664	435	14%	3,100
VISTA CLINICAL		1,278	1,817	59%	3,095
WEST MARION COMMUNITY HOSPITAL LAB		2,692	401	13%	3,093
FLORIDA HOSPITAL FISH MEMORIAL	18	2,588	387	13%	2,993
BAPTIST MEDICAL CENTER - NASSAU		2,823	144	5%	2,967
SOUTH SEMINOLE HOSPITAL LABORATORY		2,806	111	4%	2,917
PHYSICIANS REGIONAL MEDICAL CENTER - PINE RIDGE RD		2,356	513	18%	2,869
ANNE BATES LEACH EYE HOSPITAL/ ABLEH MICROBIOLOGY LABORATORY		2,794	57	2%	2,851
WEST PALM HOSPITAL LAB		2,442	355	13%	2,797
FLORIDA HOSPITAL NORTH PINELLAS	11	2,574	188	7%	2,773
WESTCHESTER HOSPITAL	23	2,261	449	16%	2,733
CLEVELAND CLINIC TRADITION HOSPITAL		2,474	244	9%	2,718
UNIVERSITY HOSPITAL AND MEDICAL CENTER		2,066	643	24%	2,709
QUEST DIAGNOSTICS - ATLANTA	4	2,331	303	11%	2,638
WALGREENS OAKLAND PARK	4	2,360	256	10%	2,620
GENE BY GENE, GENOMICS RESEARCH CENTER LAB	31	2,496	71	3%	2,598
HIALEAH HOSPITAL	4	2,034	534	21%	2,572
AVERO DIAGNOSTICS - IRVING		2,356	155	6%	2,511
MEMORIAL HOSPITAL MICRO		2,261	232	9%	2,493
MEDCOMP SCIENCES LLC	29	1,296	1,149	46%	2,474
ST PETERSBURG GENERAL HOSPITAL		1,859	509	21%	2,368
WALGREEN CO	2	2,087	275	12%	2,364
HOLY CROSS HOSPITAL CLINICAL LAB	1	2,253	64	3%	2,318
ADVENTHEALTH OCALA LABORATORY		1,956	357	15%	2,313
CLEVELAND CLINIC MARTIN NORTH HOSPITAL		2,056	250	11%	2,306
FORT WALTON BEACH MEDICAL CENTER		1,963	339	15%	2,302
BAPTIST NORTH EMERGENCY CENTER		1,729	531	23%	2,260
UNITED CLINICAL LABORATORY LLC	2	1,485	741	33%	2,228
MEMORIAL HOSPITAL- MIRAMAR	11	2,023	174	8%	2,208
HOLIDAY CVS LLC		2,147	59	3%	2,206
MEASE DUNEDIN HOSPITAL	4	2,003	196	9%	2,203
QUEST DIAGNOSTICS LENEXA	19	1,953	196	9%	2,168
RAULERSON HOSPITAL		1,757	359	17%	2,116
DOCTORS HOSPITAL OF SARASOTA CLINICAL LABORATORY		1,898	204	10%	2,102
OVIEDO MEDICAL CENTER		1,778	305	15%	2,083

COVID-19: testing by laboratory

Data through Sep 25, 2020 verified as of Sep 26, 2020 at 09:25 AM

Data in this report are provisional and subject to change.

The numbers in the table below represent the number of Florida and non-Florida residents for whom test results were received by the Department of Health. A person can be tested by more than one laboratory and can have both positive and negative results. **Therefore, the sum of the numbers in each column will be larger than the total number of people tested.**

Reporting lab	Inconclusive	Negative	Positive	Percent positive	Total
CITRUS MEMORIAL HOSPITAL LABORATORY		1,902	175	8%	2,077
PALMS OF PASADENA HOSPITAL		1,626	242	13%	1,868
LEE HEALTH COCONUT POINT CLINICAL LAB	2	1,495	358	19%	1,855
MEMORIAL HOSPITAL PEMBROKE	3	1,632	217	12%	1,852
PUTNAM COMMUNITY MEDICAL CENTER		1,607	243	13%	1,850
P4 CLINICAL, LLC	28	1,556	198	11%	1,782
SOUTH BAY HOSPITAL MICRO		1,489	274	16%	1,763
LABSTAT LLC	1	1,741	18	1%	1,760
BETHESDA HOSPITAL WEST		1,593	159	9%	1,752
TWIN CITIES HOSPITAL	1	1,549	158	9%	1,708
LOWER KEYS MEDICAL CENTER		1,535	145	9%	1,680
BARTOW REGIONAL MEDICAL CENTER	1	1,382	225	14%	1,608
PHYSICIANS REGIONAL MEDICAL CENTER - COLLIER BLVD	1	1,240	352	22%	1,593
ARCPOINT LABS - FORT MYERS	2	1,401	161	10%	1,564
SYNERGY LABORATORIES	7	1,399	151	10%	1,557
OPTEO LABORATORY		1,506	30	2%	1,536
GENOVA DIAGNOSTICS LABORATORY	4	1,428	81	5%	1,513
LAKESIDE MEDICAL CENTER		1,103	384	26%	1,487
BMCT Molecular Diagnostics Subsection		1,183	249	17%	1,432
UNIVERSITY OF MIAMI HOSPITAL & CLINICS	2	1,341	72	5%	1,415
QUEST DIAGNOSTICS - MIRAMAR	6	371	1,023	73%	1,400
SACRED HEART-EMERALD COAST		1,190	204	15%	1,394
QUEST DIAGNOSTICS WOOD DALE	3	1,272	94	7%	1,369
AVENTUS BIOLABS	1	817	547	40%	1,365
ST VINCENT'S MEDICAL CENTER - SOUTHSIDE		1,308	27	2%	1,335
PATIENTS CHOICE LABORATORIES		790	535	40%	1,325
CLARITY LAB SOLUTIONS		1,164	148	11%	1,312
HIGHLANDS REGIONAL MEDICAL CENTER		1,091	218	17%	1,309
DOC SMILEY'S URGENT CARE		1,192	117	9%	1,309
GULF BREEZE HOSPITAL LAB	1	1,137	155	12%	1,293
UHEALTH DEERFIELD BEACH/UMSYLVESTER DEERFIELD BEACH LABORATORY	3	1,200	45	4%	1,248
WATSON CLINIC LLP MAIN		917	326	26%	1,243
FLORIDA LABORATORY ANALYSIS		975	260	21%	1,235
CLINICORE		1,119	91	8%	1,210
MARINERS HOSPITAL		1,025	105	9%	1,130
WALGREENS ORLANDO		980	123	11%	1,103
BAPTIST EMERGENCY CENTER OAKLEAF		913	189	17%	1,102
VIKOR SCIENTIFIC	2	618	469	43%	1,089
MINUTECLINIC LLC #3703		976	110	10%	1,086
STS LAB 2 LLC		1,078	3	0%	1,081
ENGLEWOOD COMMUNITY HOSPITAL		977	84	8%	1,061
LABCORP	1	653	399	38%	1,053
ACUTIS DIAGNOSTICS	12	904	124	12%	1,040
ORLANDO VA MEDICAL CENTER		859	174	17%	1,033
BAPTIST EMERGENCY CENTER CLAY		892	123	12%	1,015
FLOWERS HOSPITAL		910	101	10%	1,011

COVID-19: testing by laboratory

Data through Sep 25, 2020 verified as of Sep 26, 2020 at 09:25 AM

Data in this report are provisional and subject to change.

The numbers in the table below represent the number of Florida and non-Florida residents for whom test results were received by the Department of Health. A person can be tested by more than one laboratory and can have both positive and negative results. **Therefore, the sum of the numbers in each column will be larger than the total number of people tested.**

Reporting lab	Inconclusive	Negative	Positive	Percent positive	Total
BAPTIST HEALTH EMERGENCY CENTER COUNTRY WALK	1	834	165	17%	1,000
AVECINA MEDICAL		738	262	26%	1,000
LMHS		902	83	8%	985
AMELIA URGENT CARE		628	350	36%	978
UNKNOWN	1	609	346	36%	956
DESOTO MEMORIAL HOSPITAL CLINICAL LABORATORY	3	792	149	16%	944
PATHNOSTICS		84	785	90%	869
MIDWAY SPECIALTY CARE CENTER DIAGNOSTICS	18	796	53	6%	867
LABCORP RTP	3	164	698	81%	865
ATLANTIS URGENT CARE		546	299	35%	845
JACKSON HOSPITAL CLINICAL LABORATORY		736	105	12%	841
ASSURANCE SCIENTIFIC LABORATORIES		665	170	20%	835
PHYSICIANS STAT LAB		152	671	82%	823
FLORIDA HOSPITAL ORLANDO		745	74	9%	819
TAMPA COMMUNITY HOSPITAL		630	186	23%	816
ST VINCENTS CLAY COUNTY		775	26	3%	801
CAPSTONE HEALTHCARE		528	269	34%	797
EGLIN AIRFORCE BASE LAB		510	276	35%	786
NEW YORK STATE ELR - NORTH SHORE LONG ISLAND JEWISH HEALTH		754	32	4%	786
SANTA ROSA MEDICAL CENTER		546	237	30%	783
CENTRA CARE - WATERFORD LAKES		588	180	23%	768
ASSOCIATED PATHOLOGISTS, LLC	3	619	121	16%	743
BARDMOOR LABORATORY	1	639	91	12%	731
NXGEN MDX LLC	2	655	66	9%	723
ADVANCE MEDICAL OF NAPLES			721	100%	721
LAB24 INC	3	92	608	86%	703
DYNIX DIAGNOSTICS	2	501	199	28%	702
NEW YORK STATE ELR - NYU HOSPITALS CENTER CLINICAL LABORATORIES		685	15	2%	700
VAMC ORLANDO		304	371	55%	675
INDIAN RIVER PATHOLOGY LLC		619	50	7%	669
NCH NORTHEAST	5	442	205	31%	652
NONE		282	358	56%	640
QUEST	4	168	466	73%	638
HISTOPATHOLOGY SERVICES, LLC		539	77	13%	616
MARTIN MEMORIAL LABORATORY AT ST LUCIE WEST		551	60	10%	611
LEE MEMORIAL HOSPITAL LAB			601	100%	601
SELECT LABORATORIES MARION COUNTY, LLC.	2	498	100	17%	600
PATIENTS FIRST - MAHAN DRIVE		164	433	73%	597
PHAROS HEALTH		457	140	23%	597
NORTH FLORIDA PEDIATRICS-TALLAHASSEE		536	43	7%	579
URGENT CARE CURE		504	75	13%	579
NCH HEALTHCARE SYSTEM MICROBIOLOGY LAB		1	574	100%	575
MINUTECLINIC		518	55	10%	573
MEDICAL DNA LABS LLC		539	27	5%	566
QUEST DIAGNOSTICS - IRVING	10	353	178	33%	541
HOLIDAY CVS LLC DBA CVSPHARMACY #5155		525	14	3%	539

COVID-19: testing by laboratory

Data through Sep 25, 2020 verified as of Sep 26, 2020 at 09:25 AM

Data in this report are provisional and subject to change.

The numbers in the table below represent the number of Florida and non-Florida residents for whom test results were received by the Department of Health. A person can be tested by more than one laboratory and can have both positive and negative results. **Therefore, the sum of the numbers in each column will be larger than the total number of people tested.**

Reporting lab	Inconclusive	Negative	Positive	Percent positive	Total
ADVENT HEALTH CENTRA CARE: WATERFORD LAKES		452	83	16%	535
MAVERICK LABS		376	152	29%	528
HOLY CROSS HOSPITAL LABORATORY			522	100%	522
NEW YORK STATE ELR - LENCO MEDICAL LABORATORY		504	15	3%	519
TALLAHASSEE PRIMARY CARE ASSOCIATES		473	34	7%	507
BAYFRONT HEALTH SEVEN RIVERS		495	2	0%	497
STEWART REFERENCE LABORATORY		294	202	41%	496
SOUTHEAST ALABAMA MEDICAL CENT		451	44	9%	495
SCIONLAB SERVICES LLC	1	464	19	4%	484
UAB HIGHLANDS LABORATORY		475	4	1%	479
LAB CORP	1	219	251	53%	471
MEDARBOR DIAGNOSTICS		1	469	100%	470
SUNRISE MEDICAL LABORATORIES		373	91	20%	464
CENTRA CARE		248	203	45%	451
NEW YORK STATE ELR - DEPARTMENT OF CLINICAL LABS		444	5	1%	449
TOM LEE COMMUNITY HEALTH CENTER		201	243	55%	444
PANCARE OF FLORIDA, INC			443	100%	443
ECCOLAB GROUP	1	103	332	76%	436
MINUTECLINIC LLC		371	50	12%	421
KD MEDICAL CHOICE LLC		419	1	0%	420
EMERGENCY PHYSICIANS MEDICAL CENTER			415	100%	415
ORLANDO VETERANS AFFAIRS MEDICAL CENTER		112	302	73%	414
NCF DIAGNOSTICS & DNA TECHNOLOGIES	11	122	274	67%	407
QUEST DIAGNOSTICS NICHOLS INSTITUTE	5	374	17	4%	396
TEMPUS CLINICAL LABORATORY	1	361	26	7%	388
CLARITY LABS		338	49	13%	387
JAY HOSPITAL CLINICAL LABORATORY		290	95	25%	385
EXPRESS GENE MOLECULAR DIAGNOSTIC LABORATORY		2	373	99%	375
GESSLER CLINIC		96	278	74%	374
MEMORIAL PEMBROKE 24/7 CARE CENTER		278	94	25%	372
ARCPOINT LABS OF TAMPA		260	110	30%	370
DAVITA LABS		338	31	8%	369
CLINICAL REFERENCE LABORATORY		353	6	2%	359
BAPTIST MD ANDERSON CANCER CENTER		353	2	1%	355
NITE LITE PEDIATRICS		183	170	48%	353
INFORM DIAGNOSTICS		349	4	1%	353
COASTAL MED URGENT CARE		105	246	70%	351
POINT OF CARE TESTING SITE		329	13	4%	342
AMELIA EXPRESS CARE		212	129	38%	341
MICROGEN DX		101	237	70%	338
BAYA URGENT CARE		3	334	99%	337
MEMORIAL HOSPITAL WEST		318	19	6%	337
TENNESSEE DOH - NASHVILLE	2	296	36	11%	334
FLAGLER HOSPITAL	6	19	296	92%	321
NEW YORK STATE ELR - MOUNT SINAI LABORATORY		307	13	4%	320
PREMIER MEDICAL LABORATORY SERVICES		123	197	62%	320

COVID-19: testing by laboratory

Data through Sep 25, 2020 verified as of Sep 26, 2020 at 09:25 AM

Data in this report are provisional and subject to change.

The numbers in the table below represent the number of Florida and non-Florida residents for whom test results were received by the Department of Health. A person can be tested by more than one laboratory and can have both positive and negative results. **Therefore, the sum of the numbers in each column will be larger than the total number of people tested.**

Reporting lab	Inconclusive	Negative	Positive	Percent positive	Total
LABCORP TAMPA	1	47	270	85%	318
VETERANS AFFAIRS MEDICAL CENTER LAB		9	303	97%	312
THERADOC		152	146	49%	298
CORE DIAGNOSTIC LABORATORIES LLC		220	75	25%	295
THE CENTER FOR URGENT CARE		165	120	42%	285
HOLMES REGIONAL MEDICAL CENTER		4	281	99%	285
MOLECULAR INFECTIOUS DISEASES		276	6	2%	282
LABTECH DIAGNOSTIC		127	154	55%	281
NEW YORK STATE ELR - ENZO CLINICAL LABS INC	1	272	3	1%	276
HENDRY REGIONAL MEDICAL CENTER		43	229	84%	272
SELECT REFERENCE LABORATORIES, LLC	1	260	11	4%	272
ANGEL KIDS PEDIATRICS		245	27	10%	272
EUROFINS NTD, LLC		238	29	11%	267
SANFORD REFERENCE LAB		257	10	4%	267
FLO-MEDILAB SERVICES		82	184	69%	266
MINI ER ADULT AND PEDIATRIC URGENT CARE		222	41	16%	263
AUBURN UNIVERSITY MEDICAL CLINIC		203	59	23%	262
ADVENT HEALTH CENTRA CARE		91	168	65%	259
SMA SPECIALITY MEDICAL LAB		67	192	74%	259
FLORIDA WOMAN CARE LABORATORY LLC		232	26	10%	258
NEW YORK STATE ELR - NEW YORK PRESBYTERIAN HOSPITAL CUMC CLINICAL		245	13	5%	258
ADVENT HEALTH -TAMPA		87	166	66%	253
NEW YORK STATE ELR - NEW YORK HOSPITAL LABORATORIES	1	244	7	3%	252
GULF COAST MOLECULAR LABORATORIES	10	192	50	20%	252
CENTRA CARE SAINT CLOUD		227	20	8%	247
SEBASTIAN RIVER MEDICAL CENTER		186	52	22%	238
PLANTATION BAY REHABILITATION CENTER		233	5	2%	238
ARCPPOINT LABS OF WEST PALM BEACH		2	236	99%	238
FLORIDA MEDICAL CLINIC		144	91	39%	235
MIDWAY SPECIALTY CARE CENTER	1	144	89	38%	234
COASTAL LABORATORIES		177	57	24%	234
JAMES A. HALEY VETERANS MICRO LAB			234	100%	234
ST CLOUD REGIONAL MEDICAL CENTER		127	105	45%	232
ADVENTHEALTH LAB		2	230	99%	232
LIFE CARE CENTER OF ORANGE PARK		231			231
ASCEND CLINICAL		226	4	2%	230
GENESIS MEDICAL LABORATORY MIAMI FL.		79	147	65%	226
MEDSCAN LABORATORY INC		135	86	39%	221
SHORELINE PHYSICIAN GROUP		107	113	51%	220
MY CLINICAL LAB		157	62	28%	219
BIOCERNA LLC	8	156	55	25%	219
QUALITOX LABORATORIES		96	123	56%	219
LEHIGH VALLEY GENOMICS			212	100%	212
BAPTIST MEDICAL PLAZA AT WEST KENDALL		169	40	19%	209
UAB UNIVERSITY OF ALABAMA HOSPITAL LAB		200	7	3%	207
NCH HEALTHCARE BONITA		143	64	31%	207

COVID-19: testing by laboratory

Data through Sep 25, 2020 verified as of Sep 26, 2020 at 09:25 AM

Data in this report are provisional and subject to change.

The numbers in the table below represent the number of Florida and non-Florida residents for whom test results were received by the Department of Health. A person can be tested by more than one laboratory and can have both positive and negative results. **Therefore, the sum of the numbers in each column will be larger than the total number of people tested.**

Reporting lab	Inconclusive	Negative	Positive	Percent positive	Total
BAY PINES VAMC CLINICAL LABORATORY		4	203	98%	207
MARTIN MEMORIAL MEDICAL CENTER LAB		101	106	51%	207
MINUTECLINIC, LLC DBA MINUTECLINIC #4717		199	3	1%	202
VAMC WEST PALM LAB		5	196	98%	201
C.W. BILL YOUNG VA MEDICAL CENTER		5	196	98%	201
BOCA BIOLISTICS REFERENCE LABORATORY	2	145	53	27%	200
NEW PLANT CITY FAMILY CARE	1	74	124	62%	199
SACRED HEART HOSPITAL ON THE GULF		136	63	32%	199
SPECIALTY HEALTH AND REHABILITATION CENTER		175	23	12%	198
FLORIDA HOSPITAL WAUCHULA		118	78	40%	196
UR MEDICINE LABS- CENTRAL LABORATORY		189	5	3%	194
PRUITT HEALTH-SANTA ROSA		192	1	1%	193
MID-FLORIDA PATHOLOGY		146	44	23%	190
PATHGROUP LABS LLC		90	100	53%	190
EPN URGENT CARE NAPLES		173	14	7%	187
SANTA ROSA MEDICAL CENTER CLINICAL LAB		161	26	14%	187
NAVAL HOSPITAL - JACKSONVILLE		32	152	83%	184
FLORIDA HOSPITAL HEARTLAND MED CTR LAKE PLACID		133	48	27%	181
US BIOTEK LABORATORIES	1	88	91	51%	180
GOOD SAMARITAN		180			180
FAST TRACK URGENT CARE CENTER - CARROLLWOOD			180	100%	180
BAYCARE HEALTH SYSTEM		2	175	99%	177
HOLIDAY CVS LLC DBA CVS PHARMACY #5154		171	5	3%	176
BALDWIN PEDIATRICS	1	163	11	6%	175
AURORA DIAGNOSTICS BERNHARDT LABORATORIES PATHOLOGY SERVICE		155	20	11%	175
FAST TRACK URGENT CARE CENTER		1	173	99%	174
ASAP LAB LLC		95	76	44%	171
VAMC GAINESVILLE		2	168	99%	170
ST JUDE CHILDREN'S RESEARCH HOSPITAL		159	11	6%	170
UNIVERSITY OF ALABAMA		165	4	2%	169
MACDILL AFB HOSPITAL		149	19	11%	168
BUREAU OF CLINICAL LABORATORIES		136	30	18%	166
DYNIX DIAGNOSTIX		155	9	5%	164
LABSTAT		2	161	99%	163
BAYFRONT HEALTH BROOKSVILLE		34	129	79%	163
MCDILL AFB 6TH MEDICAL GROUP		158	5	3%	163
GARCIA CLINICAL LABORATORY		1	161	99%	162
PENSACOLA PEDIATRICS		121	41	25%	162
NEO GENOMICS - FORT MYERS	1	155	4	3%	160
WUESTHOFF REF LABORATORY			158	100%	158
BAPTIST MEDICAL PLAZA AT COUNTRY WALK		128	28	18%	156
INTERLACHEN PEDIATRICS		149	5	3%	154
SOLARIS HEALTHCARE PARKWAY	1	149	2	1%	152
AVELLINO LAB USA, INC	1	146	4	3%	151
NORTH OKALOOSA MEDICAL CENTER		79	65	45%	144
LEHIGH REGIONAL MEDICAL CENTER LAB		120	20	14%	140

COVID-19: testing by laboratory

Data through Sep 25, 2020 verified as of Sep 26, 2020 at 09:25 AM

Data in this report are provisional and subject to change.

The numbers in the table below represent the number of Florida and non-Florida residents for whom test results were received by the Department of Health. A person can be tested by more than one laboratory and can have both positive and negative results. **Therefore, the sum of the numbers in each column will be larger than the total number of people tested.**

Reporting lab	Inconclusive	Negative	Positive	Percent positive	Total
FLORIDA CLINICAL LABORATORY-BIOREFERENCE LABORATORIES		48	91	65%	139
HEALTH FIRST-HOLMES REGIONAL		1	137	99%	138
IRL MARKET LAB ALACHUA		104	31	23%	135
FISHERMENS HOSPITAL CLINICAL LAB		129	5	4%	134
AMERICAN PATHOLOGY PARTNERS		132	1	1%	133
PORT ST LUCIE REHABILITATION AND HEALTHCARE		98	35	26%	133
INTEGRATED REGIONAL LABORATORIES		119	12	9%	131
MEMPHIS PATHOLOGY LABORATORY	1	124	5	4%	130
SPARROW HEALTHCARE	2	1	127	98%	130
KEYSTONE REHAB		129			129
VAMC BAY PINES		1	128	99%	129
BMHSI-AEL MICROBIOLOGY LABORATORY	2	102	25	19%	129
DOCTOR'S MEMORIAL HOSPITAL		53	76	59%	129
FULGENT GENETICS	2	98	28	22%	128
ADVENTHEALTH CENTRA CARE OVIEDO		62	65	51%	127
COMMUNITY HEALTH NORTHWEST FLORIDA		106	20	16%	126
ADVENTHEALTH CENTRA CARE WESLEY CHAPEL			126	100%	126
SOLARIS DIAGNOSTICS		8	116	94%	124
LIFEBRITE	1	22	101	81%	124
WILLISTON CARE CENTER		123			123
VENICE REGIONAL MEDICAL CENTER		84	39	32%	123
ADVENTHEALTH CENTRA CARE ALTAMONTE SPRINGS		73	50	41%	123
BAPTIST HEALTH SOUTH FLORIDA		4	119	97%	123
HEALTHLINK DIAGNOSTIC LABORATORIES		7	115	94%	122
PALM BEACH COUNTY HEALTH DEPT LAB	1	119	2	2%	122
ROSEN MEDICAL CENTER		109	13	11%	122
ADVENT HEALTH CENTRA CARE PALM COAST		3	119	98%	122
CHIPOLA HEALTH AND REHAB		120			120
STAGEZERO LIFE SCIENCES INC		108	11	9%	119
VAMC LAKE CITY		51	67	57%	118
AMERICA FAMILY CARE		100	18	15%	118
BAPTIST MEDICAL PLAZA AT WESTCHESTER		92	26	22%	118
PROTEUS MOLECULAR AND CLINICAL LAB	1	98	19	16%	118
DEPARTMENT OF VETERANS AFFAIRS JAMES A. HALEY VETERANS HOSPITAL			116	100%	116
USA HEALTH UNIVERSITY HOSPITAL CLINICAL LABORATORY		112	2	2%	114
ADVENT HEALTH CARE CENTER CELEBRATION		108	6	5%	114
REFUAH HEALTH CENTER LABORATORY		110	3	3%	113
SANTA ROSA CENTER FOR REHABILITATION AND HEALING		112	1	1%	113
GENESIS LABORATORY MANAGEMENT	1	73	38	34%	112
ALLIED HEALTH FORT PIERCE		112			112
MEDICAL DIAGNOSTICS LABORATORIES,INC		18	93	84%	111
LEON MEDICAL CENTER		7	104	94%	111
MILLENNIUM LAB SERVICES			109	100%	109
BLOCK, NATION, CHASE, AND SMOLEN FAMILY MEDICINE		85	24	22%	109
EMERALD SHORES HEALTH & REHABILITATION		75	34	31%	109
RUSKIN HEALTH CENTER		35	73	68%	108

COVID-19: testing by laboratory

Data through Sep 25, 2020 verified as of Sep 26, 2020 at 09:25 AM

Data in this report are provisional and subject to change.

The numbers in the table below represent the number of Florida and non-Florida residents for whom test results were received by the Department of Health. A person can be tested by more than one laboratory and can have both positive and negative results. **Therefore, the sum of the numbers in each column will be larger than the total number of people tested.**

Reporting lab	Inconclusive	Negative	Positive	Percent positive	Total
USAFSAM/PHE		29	77	73%	106
CENTRACARE		7	98	93%	105
FAWCETT MEMORIAL HOSPITAL-LAB		39	66	63%	105
BAPTIST MEDICAL PLAZA AT MIAMI LAKES		76	28	27%	104
LABORATORY SPECIALISTS OF MICHIGAN		19	85	82%	104
BIOCEPT		94	10	10%	104
HOSPITAL FOR SPECIAL SURGERY		102	1	1%	103
GENETWORKX		15	88	85%	103
AMERICAN FAMILY CARE PACE		41	61	60%	102
NEW YORK STATE ELR - EMPIRECITY LABORATORIES		89	13	13%	102
ACCU REFERENCE MEDICAL LAB			101	100%	101
Quest Diag Unspecifd		61	38	38%	99
BAYFRONT		57	42	42%	99
NORTHWEST FLORIDA COMMUNITY HOSPITAL		3	95	97%	98
FLORIDA COMMUNITY HEALTH CENTERS INC			94	100%	94
UNIVERSITY MEDICAL CENTER SUITES		83	11	12%	94
DIAGNOSTIC SOLUTIONS		3	91	97%	94
Community_Health		84	9	10%	93
BAPTIST MEDICAL PLAZA AT DORAL URGENT CARE CENTER		74	19	20%	93
ADVENTHEALTH CENTRA CARE		1	90	99%	91
ADVENT HEALTH CENTRA CARE LONGWOOD		15	76	84%	91
ROSEWOOD HEALTHCARE & REHABILITATION CENTER		89	1	1%	90
CAYUGA MEDICAL CENTER AT ITHACA		86	3	3%	89
ST. JAMES BAY HEALTH AND REHABILITATION CENTER		88			88
MIAMI VA HEALTHCARE SYSTEM			88	100%	88
ORLANDO HEALTH EMERGENCY DEPARTMENT		81	6	7%	87
CVS PHARMACY NO 7881		86	1	1%	87
BAY VIEW HEALTHCARE		68	19	22%	87
AVERO DIAGNOSTICS		63	24	28%	87
PACIFIC ANALYTICS			86	100%	86
AMERICAN RESEARCH LABS		4	82	95%	86
UNKNOWN - BAD FACILITY CODE		21	64	75%	85
FHMG-FLORIDA HOSPITAL MEDICAL GROUP		76	8	10%	84
ADVENTHEALTH CENTRA CARE CARROLLWOOD			84	100%	84
BAYSHORE DIAGNOSTICS		78	5	6%	83
CENTRAL FLORIDA HEALTH CARE		46	37	45%	83
CONSULATE HEALTHCARE OF KISSIMMEE		82	1	1%	83
ELLENTON URGENT CARE			82	100%	82
ALLSOUTH URGENT CARE			81	100%	81
ADVENTHEALTH CENTRA CARE LAKE MARY		50	31	38%	81
MORTON PLANT HOSPITAL			78	100%	78
LIFE CARE CENTER OF PENSACOLA		76	2	3%	78
FAST TRACK URGENT CARE CENTER - RIVERVIEW			77	100%	77
EMERALD COAST URGENT CARE		55	21	28%	76
BAYFRONT HEALTH ER PINELLAS PARK		45	31	41%	76
BOND CLINIC		27	48	64%	75

COVID-19: testing by laboratory

Data through Sep 25, 2020 verified as of Sep 26, 2020 at 09:25 AM

Data in this report are provisional and subject to change.

The numbers in the table below represent the number of Florida and non-Florida residents for whom test results were received by the Department of Health. A person can be tested by more than one laboratory and can have both positive and negative results. **Therefore, the sum of the numbers in each column will be larger than the total number of people tested.**

Reporting lab	Inconclusive	Negative	Positive	Percent positive	Total
BAY MEDICAL CENTER SACRED HEART HEALTH SYSTEM		17	58	77%	75
NAVY HOSPITAL			75	100%	75
DYNAMIC MEDICAL USA			75	100%	75
ADVENTHEALTH CENTRA CARE SANFORD		26	48	65%	74
EMERALD COAST URGENT CARE, LLC		49	24	33%	73
DAVITA LABORATORY SERVICES		59	14	19%	73
MAYO CLINIC LABS - ROCHESTER MAIN CAMPUS		71	1	1%	72
HOLY CROSS HOSPITAL		1	71	99%	72
FAST TRACK URGENT CARE CENTER - WESTCHASE			72	100%	72
NIGHT LITE PEDIATRICS WINTER GARDEN		55	16	23%	71
BAY BREEZE SENIOR LIVING AND REHABILITATION CENTER		71			71
AMMON LABS		61	10	14%	71
DEVANSH LAB WERKS INC		62	9	13%	71
QDX PATHOLOGY SERVICES		40	31	44%	71
QPS, LLC		69	1	1%	70
MACDILL AIR FORCE BASE		62	8	11%	70
Highlands Regional Hospital		63	7	10%	70
LABORATORY CORP OF AMERICA	2	26	42	60%	70
PROVIDENCE HOSPITAL LABORATORY		65	4	6%	69
INTEGRITY LABORATORIES, LLC		5	64	93%	69
NORTH FLORIDA/SOUTH GEORGA VETERANS HEALTH SYSTEM			69	100%	69
QUEST INFECTIOUS DISEASE	1	63	4	6%	68
CENTRA CARE HUNTER'S CREEK		30	38	56%	68
ADVENTHEALTH CENTRA CARE BRANDON		13	54	81%	67
NOAH CLINICAL LABORATORY		57	10	15%	67
AEL- MEMPHIS		17	50	75%	67
NORTH FLORIDA PEDIATRICS-LAKE CITY		2	64	97%	66
BAYFRONT HEALTH PORT CHARLOTTE		17	49	74%	66
MOBILE INFIRMARY MED CENTER PATH LAB		57	8	12%	65
NEW YORK STATE ELR - KALEIDA HEALTH CENTER FOR LABORATORY		61	4	6%	65
REHABILITATION CENTER AT PARK PLACE		65			65
FINLAY CLINICAL LABORATORY		24	40	63%	64
HAVEN OF OUR LADY OF PEACE		64			64
BAPTIST MEDICAL PLAZA AT TAMiami TRAIL		47	17	27%	64
BIOREFERENCE LABORATORIES	1	30	33	52%	64
CENTRA CARE - SOUTH ORANGE		30	33	52%	63
HURLBURT FIELD CLINIC		25	38	60%	63
NEW YORK STATE ELR - MONTEFIORE MEDICAL CENTER LABORATORIES - MOSES		56	7	11%	63
MALABAR/ADVENT CENTRA CARE			62	100%	62
SARAPATH DIAGNOSTICS			62	100%	62
TREE HOUSE PEDIATRICS		52	10	16%	62
POINT OF CARE		21	40	66%	61
GENE BY GENE			61	100%	61
MORTON PLANT HOSPITAL/LAB		1	59	98%	60
EXACT SCIENCES LABORATORIES, LLC		15	45	75%	60
PALM BAY HOSPITAL		2	57	97%	59

COVID-19: testing by laboratory

Data through Sep 25, 2020 verified as of Sep 26, 2020 at 09:25 AM

Data in this report are provisional and subject to change.

The numbers in the table below represent the number of Florida and non-Florida residents for whom test results were received by the Department of Health. A person can be tested by more than one laboratory and can have both positive and negative results. **Therefore, the sum of the numbers in each column will be larger than the total number of people tested.**

Reporting lab	Inconclusive	Negative	Positive	Percent positive	Total
ARTHREX MEDICAL CENTER		34	24	41%	58
SMA SPECIALTY MEDICAL LAB		1	57	98%	58
NEW YORK STATE ELR - WADSWORTH HEALTH CENTER		55	3	5%	58
GATEWAY/ADVENT CENTRA CARE			57	100%	57
CAREMOUNT MEDICAL - PATHOLOGY		57			57
BAPTIST MEDICAL PLAZA AT PALMETTO BAY		42	14	25%	56
CAPE CANAVERAL HOSPITAL			56	100%	56
INTERNAL LAB		50	6	11%	56
LABCORP BIRMINGHAM	1	5	50	89%	56
RCA LABORATORY SERVICES -- NEW YORK ELR		25	31	55%	56
JEFFERY WEINZWEIG		2	53	96%	55
HEART OF FLORIDA REGIONAL MED CTR		2	53	96%	55
VA MEDICAL CENTER		7	48	87%	55
TITUSVILLE/ADVENT CENTRA CARE			54	100%	54
VAMC			54	100%	54
BROWARD HEALTH MEDICAL CENTER		1	53	98%	54
MINUTECLINIC DIAGNOSTIC OF RHODE ISLAND, LLC #729		52	2	4%	54
BAYCARE LAB		1	52	98%	53
FLORIDA GULF COAST UNIVERSITY			53	100%	53
SUNCOAST COMMUNITY HEALTH CENTERS PEDIATRICS		10	43	81%	53
UNIVERSITY HEALTH SYSTEM INC		47	5	10%	52
FAST TRACK URGENT CARE CENTER - SOUTH TAMPA			52	100%	52
CBS LABORATORY		1	50	98%	51
HEALTH FIRST-PALM BAY		1	50	98%	51
OPTUM LABS LLC		5	46	90%	51
SARASOTA CO. HEALTH DEPT # 58		40	11	22%	51
TRADITION MEDICAL CENTER LABORATORY		22	29	57%	51
NEW YORK STATE ELR - WHITE PLAINS HOSPITAL CENTER LAB		50			50
MINUTECLINIC DIAGNOSTIC OF MICHIGAN, PC #8029		50			50
BAPTIST HEALTH URGENT CARE AT UNIVERSITY CENTRE		39	11	22%	50
CITRUS MEMORIAL HEALTH SYSTEM LAB		2	48	96%	50
BRIDGEWATER PARK HEALTH AND REHAB		50			50
325TH MEDICAL GROUP			50	100%	50
FAST TRACK URGENT CARE CENTER - BRANDON			50	100%	50
VERITOR		49			49
P4 DIAGNOSTIX LABORATORY NETWORK		1	48	98%	49
SEASIDE HEALTH AND REHABILITATION CENTER		1	48	98%	49
ADVENTHEALTH CENTRA CARE DAYTONA BEACH		33	16	33%	49
QUEST TAMPA (NEW YORK ELR)		37	12	24%	49
VENICE REGIONAL MEDICAL LAB SERVICES			49	100%	49
MILLENNIUM PHYSICIANS GROUP			49	100%	49
GENESIS DIAGNOSTICS			49	100%	49
NXGEN MDX		19	30	61%	49
GRAVITY DIAGNOSTICS		17	31	65%	48
LAB CORP TAMPA			48	100%	48
NEW YORK STATE ELR - STONY BROOK UNIVERSITY MEDICAL CENTER		44	4	8%	48

COVID-19: testing by laboratory

Data through Sep 25, 2020 verified as of Sep 26, 2020 at 09:25 AM

Data in this report are provisional and subject to change.

The numbers in the table below represent the number of Florida and non-Florida residents for whom test results were received by the Department of Health. A person can be tested by more than one laboratory and can have both positive and negative results. **Therefore, the sum of the numbers in each column will be larger than the total number of people tested.**

Reporting lab	Inconclusive	Negative	Positive	Percent positive	Total
GRAVITY DIAGNOSTICS, LLC		13	35	73%	48
COMMUNITY HEALTH CENTERS OF PINELLAS, INC.		1	46	98%	47
VHA PUBLIC HEALTH REFERENCE LABORATORY- PALO ALTO		27	20	43%	47
HUNTSVILLE HOSPITAL LABORATORY		36	10	22%	46
H LEE MOFFITT CANCER CENTER MICRO		46			46
SIGNATURE HEALTHCARE OF NORTH FLORIDA		45	1	2%	46
BAPTIST MEDICAL PLAZA AT CORAL GABLES URGENT CARE		36	10	22%	46
EAST MANATEE FAMILY	1	1	44	96%	46
SOUTH GEORGIA MEDICAL CENTER		38	7	16%	45
NORTH PORT REHAB, LLC		45			45
NEW YORK STATE ELR - UNIVERSITY HOSPITAL, STONY BROOK SOUTHAMPTON		44	1	2%	45
SANTA ROSA MEDICAL GROUP - DR MICHAEL BARBER		30	14	32%	44
PARAMOUNT URGENT CARE - ORLANDO		29	15	34%	44
FLORIDA HOSPITAL MEDICAL GROUP		37	7	16%	44
LABCORP OF AMERICA	2	15	27	61%	44
ALLIANCE OF PHYSICIANS AGAINST COVID-19			44	100%	44
BRANCH MEDICAL CLINIC			43	100%	43
EGLIN REGIONAL MEDICAL CENTER		4	39	91%	43
ADVENTHEALTH CENTRA CARE WINTER PARK		10	33	77%	43
QUEST DIAGNOSTICS-N ST PETERSBURG-5TH			43	100%	43
APP-UNIPATH, LLC		42	1	2%	43
QUEST DIAGNOSTIC CLINICAL LABORATORIES		38	5	12%	43
BENTON PEDIATRICS INC		32	11	26%	43
VIERA HOSPITAL			43	100%	43
LAB CORP RTP	1	2	39	93%	42
FAST TRACK URGENT CARE CENTER - WESLEY CHAPEL			42	100%	42
NEW YORK STATE ELR - WESTCHESTER MEDICAL CENTER		42			42
BAPTIST HEALTH URGENT CARE AT KENDALL LAKES		32	9	22%	41
FLORIDA HOSPITAL NEW SMYRNA		4	37	90%	41
NEW YORK STATE ELR - QUEST DIAGNOSTICS NICHOLS		39	2	5%	41
BAPTIST MEDICAL PLAZA AT BRICKELL		34	7	17%	41
CENTRA CRARE POINCIANA		19	22	54%	41
ST VINCENT'S BIRMINGHAM LABORATORY		40	1	2%	41
LAB PLUS, LLC AT SAINT THOMAS WEST HOSPITAL		31	9	23%	40
BAPTIST MEDICAL PLAZA AT DAVIE URGENT CARE CENTER		28	12	30%	40
BAPTIST HEALTH URGENT CARE AT PINECREST		34	6	15%	40
ALLIANCE PEDIATRICS		24	16	40%	40
CHILDREN'S HOSPITAL OF ALABAMA		40			40
CLINICAL PATHOLOGY LABS		1	39	98%	40
PRIDE DIAGNOSTICS		24	16	40%	40
ADVENT HEALTH CENTRA CARE- KID'S CARE		36	3	8%	39
TGH		1	38	97%	39
SANFORD LABORATORIES		32	7	18%	39
SEMINOLE COUNTY HEALTH DEPARTMENT		37	1	3%	38
CLINICAL RESEARCH SEQUENCING PLATFORM		7	31	82%	38
LABFIRST - DEPARTMENT OF PATHOLOGY		37	1	3%	38

COVID-19: testing by laboratory

Data through Sep 25, 2020 verified as of Sep 26, 2020 at 09:25 AM

Data in this report are provisional and subject to change.

The numbers in the table below represent the number of Florida and non-Florida residents for whom test results were received by the Department of Health. A person can be tested by more than one laboratory and can have both positive and negative results. **Therefore, the sum of the numbers in each column will be larger than the total number of people tested.**

Reporting lab	Inconclusive	Negative	Positive	Percent positive	Total
NEW YORK STATE ELR - CATHOLIC HEALTH SYSTEM DEPT LABORATORY		37	1	3%	38
DIAGNOSTIC LABORATORY OF OKLAHOMA		33	5	13%	38
GENPATH			38	100%	38
BAYFRONT HEALTH SPRING HILL		5	32	86%	37
CAPITAL REGIONAL MEDICAL CENTER		2	35	95%	37
BAPTIST MEDICAL PLAZA AT PEMBROKE PINES		32	5	14%	37
MEDICAL DIAGNOSTIC LAB		2	35	95%	37
TIDE LABORATORIES		22	14	39%	36
VAVA PARTNERS LLC		4	32	89%	36
NCF DIAGNOSTICS & DNA TECHNOLOGIES LAB		14	22	61%	36
NORTH FLORIDA PEDIATRICS		2	33	94%	35
ST. CLOUD MEDICAL GROUP		35			35
BREVARD HEALTH ALLIANCE			35	100%	35
ASSOCIATED CLINICAL LABORATORIES		34	1	3%	35
ADVENTHEALTH MEDICAL GROUP		33	2	6%	35
FINLAY CLINICAL LABORATORY INC		26	9	26%	35
GOLDEN GATE FAMILY CLINIC		1	34	97%	35
IRL		4	31	89%	35
NEIGHBORHOOD MEDICAL CENTER		33	2	6%	35
ELLENTON PEDIATRICS		31	3	9%	34
EXPERTUS LABORATORIES INC		13	21	62%	34
SUNCOAST OPTIMAL WELLNESS			34	100%	34
SIPARADIGM, DIAGNOSTIC INFORMATICS		32	2	6%	34
DICKERT		29	4	12%	33
HEALTH FIRST CAPE CANAVERAL HOSPITAL			33	100%	33
PPD	2	26	5	15%	33
ADVENTHEALTH CENTRA CARE LEE ROAD		20	13	39%	33
SANDY RIDGE CENTER FOR REHABILITATION AND HEALING		33			33
QUEST DIAGNOSTICS NICHOLS INSTITUTE- LPP		3	30	91%	33
MED FAST URGENT CARE CENTER			33	100%	33
DESOTO MEMORIAL HOSPITAL LAB			33	100%	33
KENDALL REGIONAL MEDICAL CENTER LAB	3		29	91%	32
DOCTOR'S IN HOUSE LABORATORY			32	100%	32
NADAL PEDIATRICS - VICTORIA STREET (3385)		17	15	47%	32
JAMES A. HALEY VETERANS' HOSPITAL			32	100%	32
ADVENTHEALTH PALM COAST			32	100%	32
NEW YORK STATE ELR - NEWYORK-PRESBYTERIAN/QUEENS DIAGNOSTIC		30	1	3%	31
SPECTOR SCIENTIFIC LAB			31	100%	31
QUEST DIAGNOSTICS-VERO BEACH-37TH ST		31			31
JW PLASTIC SURGERY		27	4	13%	31
QUEST DIAGNOSTIC INC	1	4	26	84%	31
VA		15	16	52%	31
ST. MARYS MEDICAL CENTER		1	30	97%	31
NEXT MOLECULAR ANALYTICS		1	30	97%	31
SMA LAB		4	27	87%	31
PARAMOUNT URGENT CARE - OVIEDO		4	27	87%	31

COVID-19: testing by laboratory

Data through Sep 25, 2020 verified as of Sep 26, 2020 at 09:25 AM

Data in this report are provisional and subject to change.

The numbers in the table below represent the number of Florida and non-Florida residents for whom test results were received by the Department of Health. A person can be tested by more than one laboratory and can have both positive and negative results. **Therefore, the sum of the numbers in each column will be larger than the total number of people tested.**

Reporting lab	Inconclusive	Negative	Positive	Percent positive	Total
ST FRANCIS HOSPITAL		24	6	20%	30
OUT OF STATE		14	16	53%	30
AMELIA MEDICAL CARE			30	100%	30
QUOTIENT SCIENCES			30	100%	30
LAB			30	100%	30
INTERLAB		1	29	97%	30
RDX BIOSCIENCE,			30	100%	30
AHSE ROP		28	1	3%	29
CENTRA CARE - AZALEA PARK			29	100%	29
QUEST DIAGNOSTICS INC.			29	100%	29
P4CLINICAL	3	2	24	83%	29
WUESTHOFF MEMORIAL HOSPITAL			29	100%	29
ADVENT HEALTH FISH MEMORIAL		2	27	93%	29
LECONTE MEDICAL CENTER LAB		22	6	21%	28
NORTH SHORE UNIVERSITY HOSPITAL LABORATORY		26	2	7%	28
MOLECULAR TESTING LABS			28	100%	28
LONGWOOD HEALTH AND REHABILITATION CENTER		27	1	4%	28
MANOR AT CARPENTERS		26	2	7%	28
NEW YORK STATE ELR - ERIE COUNTY MEDICAL CTR CLINICAL LABS		28			28
DOH-WEST PALM BEACH BRANCH LABORATORY			28	100%	28
UNITED CLINICAL LABORATORIES		27	1	4%	28
ACCURATE DIAGNOSTIC LAB		27	1	4%	28
POINT WASHINGTON MEDICAL CLINIC			28	100%	28
WIMAUMA COMMUNITY HEALTH CENTER		19	8	30%	27
SUNCOAST LABS			27	100%	27
FHMG_CTR FOR SENIOR HEALTH		22	5	19%	27
LONGWOOD FAMILY PRACTICE		26	1	4%	27
SOFT CELL LABORATORIES		25	2	7%	27
MEDFAST URGENT CARE			26	100%	26
NEW YORK STATE ELR - ROCHESTER GENERAL HOSPITAL LABORATORY		25	1	4%	26
ST. ANTHONY'S HOSPITAL			26	100%	26
OAKTREE HEALTHCARE			26	100%	26
MINUTECLINIC DIAGNOSTIC OF SOUTH CAROLINA, LLC		25	1	4%	26
GENEDX		20	6	23%	26
POPLAR HEALTHCARE PLLC	1	10	15	58%	26
CDC		17	9	35%	26
ST VINCENTS MEDICAL CENTER RIVERSIDE NURSING		4	22	85%	26
MONCRIEF ARMY HEALTH CLINIC			26	100%	26
MOLECULAR DIAGNOSTICS		1	24	96%	25
CENTRA CARE- WINTER GARDEN		2	23	92%	25
PRIMECARE OF DOTHAN		18	7	28%	25
ADVENT HEALTH CENTRA CARE - EAST ORLANDO		5	20	80%	25
CENTRA CARE CONWAY			25	100%	25
FHMG LAKE MARY PEDS		24	1	4%	25
CITRUS HEALTH AND REHAB		7	18	72%	25
VILLAGE DOCTORS		17	8	32%	25

COVID-19: testing by laboratory

Data through Sep 25, 2020 verified as of Sep 26, 2020 at 09:25 AM

Data in this report are provisional and subject to change.

The numbers in the table below represent the number of Florida and non-Florida residents for whom test results were received by the Department of Health. A person can be tested by more than one laboratory and can have both positive and negative results. **Therefore, the sum of the numbers in each column will be larger than the total number of people tested.**

Reporting lab	Inconclusive	Negative	Positive	Percent positive	Total
Diatherix Laboratories, LLC		14	11	44%	25
ROLLINS COLLEGE WELLNESS CENTER		2	23	92%	25
ADVENTHEALTH CENTRA CARE DELAND		1	24	96%	25
ALTAMONTE PEDIATRIC ASSOCIATES		25			25
IPSUM DIAGNOSTICS			25	100%	25
FLORIDA DEPARTMENT OF HEALTH IN POLK COUNTY		25			25
BROWARD HEALTH CORAL SPRINGS EPIDEMIOLOGY DEPT			24	100%	24
PATRICK AIR FORCE BASE		1	23	96%	24
HIGHLANDS MEDICAL CENTER		23	1	4%	24
BAPTIST PRIMARY CARE		13	11	46%	24
LABORATORY DYNAMICS		20	4	17%	24
CONNECTICUT DEPARTMENT OF HEALTH		22	2	8%	24
WELLOW URGENT CARE		23	1	4%	24
ARCPPOINT LABS - BIRMINGHAM		18	6	25%	24
EXPRESS GENE MOLECULAR DIAGNOSTICS LABORATORY		1	23	96%	24
NEW YORK STATE ELR - LENOX HILL HOSPITAL		22	2	8%	24
NEW YORK STATE ELR - WILSON MEMORIAL REGIONAL MEDICAL CENTER		23	1	4%	24
FIRST CHOICE URGENT CARE			23	100%	23
TRUGENX			23	100%	23
UNIVERSITY OF MIAMI HEPATOLOGY DIAGNOSTIC LABORATORY			23	100%	23
UNIVERSITY ALABAMA		23			23
MINI ER AND URGENT CARE		1	22	96%	23
AVENTIS BIO-SERVICES CTL		23			23
NEW YORK STATE ELR - QUEST DIAGNOSTICS INCORPORATED		20	3	13%	23
MIAMI BEACH COMMUNITY HEALTH CENTER			23	100%	23
MAGNOLIA DIAGNOSTIC			22	100%	22
THE TERRACE OF JACKSONVILLE		2	20	91%	22
PENNSYLVANIA DEPT OF HEALTH		19	3	14%	22
EGL GENETIC DIAGNOSTICS		1	21	95%	22
MOBILE DIVISION LABORATORY		7	15	68%	22
BAPTIST HEALTH URGENT CARE MIAMI BEACH		17	5	23%	22
ARCPPOINT LABS OF ORANGE PARK		20	2	9%	22
ST. JOSEPH'S HOSPITAL NORTH			22	100%	22
PRECISION HEALTH SOLUTIONS LAB			22	100%	22
NEW YORK STATE ELR - SARATOGA HOSPITAL LABORATORY		21	1	5%	22
ADVENTHEALTH CENTRA CARE CITRUS PARK			22	100%	22
HEALTH FIRST-VIERA HOSPITAL		1	21	95%	22
CAREFAST+		18	4	18%	22
SENIOR HEALTH OF WINTER PARK DUNDEE		21			21
WUESTHOFF MEDICAL CENTER-MELBOURNE			21	100%	21
LABCORP - MIAMI		4	17	81%	21
LEE MEMORIAL HEALTH PARK LAB			21	100%	21
DOCTORS MEMORIAL FAMILY MEDICINE			21	100%	21
ANGEL KIDS PEDIATRICS-BEACH BLVD		19	2	10%	21
JAMES A HALEY VETERAN'S HOSPITAL			21	100%	21
ISLAND COAST PEDIATRICS PA		19	1	5%	20

COVID-19: testing by laboratory

Data through Sep 25, 2020 verified as of Sep 26, 2020 at 09:25 AM

Data in this report are provisional and subject to change.

The numbers in the table below represent the number of Florida and non-Florida residents for whom test results were received by the Department of Health. A person can be tested by more than one laboratory and can have both positive and negative results. **Therefore, the sum of the numbers in each column will be larger than the total number of people tested.**

Reporting lab	Inconclusive	Negative	Positive	Percent positive	Total
EAST ALABAMA MEDICAL CENTER LABORATORY		14	6	30%	20
JACKSON HEALTH SYSTEM			20	100%	20
SUNQUEST		2	18	90%	20
EMPIRE CITY LABORATORIES INC		1	19	95%	20
ASSOCIATED PATHOLOGISTS		16	4	20%	20
Point of Care Testing			20	100%	20
VISITING PHYSICIANS ASSOCIATION LABORATORY		18	2	10%	20
NEW YORK STATE ELR - BRONX LEBANON HOSPITAL-MEDICAL CENTER		19	1	5%	20
ST. CLOUD HOSPITAL		20			20
PERSONALIZED GENETIC TESTING			20	100%	20
PARRISH MEDICAL CENTER		1	19	95%	20
CLEVELAND CLINIC FOUNDATION		11	8	42%	19
NEW YORK STATE ELR - NEW YORK CITY DEPARTMENT OF HEALTH & MENTAL		18	1	5%	19
BAYA PHARMACY			19	100%	19
TROY REGIONAL MEDICAL CENTER		11	8	42%	19
PALO ALTO VA MEDICAL CENTER		1	18	95%	19
INTEGRATED REGIONAL LABORATORIES - LARGO			19	100%	19
AMEERAH LABS			19	100%	19
LABORATORY OF FLORIDA			19	100%	19
MED HEALTH SERVICES		18	1	5%	19
MD LABS		7	12	63%	19
HEALTHLINK DIAGNOSTIC LABORATORIES INC		11	8	42%	19
MAYO CLINIC LABS - ROCHESTER SUPERIOR DRIVE		2	17	89%	19
DOCTORS MEMORIAL HOSPITAL		8	11	58%	19
MD 365 MEDICAL CARE PLLC		19			19
ANGEL KIDS PEDIATRICS-BARTRAM PARK		18	1	5%	19
MADISON CORE LABORATORIES		17	1	6%	18
LAB INTERMARKET FACILITY LAB			18	100%	18
PECONIC BAY MEDICAL CENTER LABORATORY		14	4	22%	18
SIGNATURE HEALTHCARE AT THE COURTYARD		16	2	11%	18
INTERCOASTAL MEDICAL GROUP			18	100%	18
TPCA CLINICAL LABORATORIES		15	3	17%	18
MINUTECLINIC DIAGNOSTIC OF RHODE ISLAND, LLC #1544		17	1	6%	18
LABCORP INC		5	13	72%	18
BIOFIRE		6	12	67%	18
SUNTREE INTERNAL MEDICINE		18			18
TIMBERRIDGE NURSING HOME & REHAB			18	100%	18
XPRESS WELLNESS URGENT CARE			18	100%	18
BAYFRONT MEDICAL		15	3	17%	18
NEW YORK STATE ELR - BROOKDALE UNIVERSITY HOSPITAL		17	1	6%	18
STONE WASH CLINICAL LABORATORIES		2	16	89%	18
REDITUS LABORATORIES			17	100%	17
TYNDALL AFB			17	100%	17
BIOREFERENCE LABORATORIES, INC.		11	6	35%	17
NITE LITE PEDIATRICS - PORT ST. LUCIE		11	6	35%	17
MEDCOMP SCIENCES			17	100%	17

COVID-19: testing by laboratory

Data through Sep 25, 2020 verified as of Sep 26, 2020 at 09:25 AM

Data in this report are provisional and subject to change.

The numbers in the table below represent the number of Florida and non-Florida residents for whom test results were received by the Department of Health. A person can be tested by more than one laboratory and can have both positive and negative results. **Therefore, the sum of the numbers in each column will be larger than the total number of people tested.**

Reporting lab	Inconclusive	Negative	Positive	Percent positive	Total
LABCORP - CLEARWATER		3	14	82%	17
DOH		5	12	71%	17
ADVENT HEALTH NEW SMYRNA BEACH			17	100%	17
BAPTIST HEALTH URGENT CARE AT WESTON		15	2	12%	17
SEVEN RIVERS REGIONAL MEDICAL CENTER		4	13	76%	17
AMERICAN HEALTH ASSOCIATES OF TAMPA		2	15	88%	17
PATHGROUP			17	100%	17
QUEST DIAGNOSTICS NICHOLS INSTITUTE - SJC (LPP)		12	5	29%	17
LUTHERAN HAVEN		17			17
FLORIDA DEPARTMENT OF HEALTH		10	7	41%	17
WATSON CLINIC LLP SOUTH			17	100%	17
HUNTINGTON HOSPITAL LABORATORY		16	1	6%	17
MINUTE CLINIC LLC #2216		15	1	6%	16
JACKSON NORTH MEDICAL CENTER		2	14	88%	16
LIFE CARE CENTER OF ALTAMONTE SPRINGS			16	100%	16
PCB CLINIC		6	10	63%	16
PARK WEST MEDICAL CENTER		15	1	6%	16
ADVENTHEALTH CENTRA CARE TEMPLE TERRACE			16	100%	16
CONSOLIDATED LAB SERVICES		8	8	50%	16
FAST TRACK URGENT CARE CENTER - SEMINOLE			16	100%	16
NEW YORK STATE ELR - VASSAR BROTHERS MEDICAL CENTER LABORATORY		16			16
WELLSNOW URGENT CARE PC		16			16
BAPTIST HEALTH URGENT CARE AT SAWGRASS		16			16
COASTAL URGENT CARE		7	9	56%	16
NEW YORK STATE ELR - LOURDES HOSPITAL INC		15			15
SOUTHERN LABORATORY			15	100%	15
PHYSICIANS STAT			15	100%	15
UVMC MICROBIOLOGY		14	1	7%	15
ADVENTHEALTH CENTRA CARE WINTER GARDEN		1	14	93%	15
STATEN ISLAND UNIVERSITY HOSPITAL-POUCH		15			15
UNITED LABORATORY SERVICE			15	100%	15
NEW YORK STATE ELR - ST PETER'S BENDER LABORATORY		15			15
QUEST DIAGNOSTICS INCORPORATED			15	100%	15
DEPARTMENT OF VETERANS AFFAIRS MEDICAL CENTER			15	100%	15
ADVENTHEALTH ZEPHYRHILLS			15	100%	15
CVS PHARMACY			15	100%	15
LAKE CITY VETERANS HOSPITAL			15	100%	15
DELRAY MEDICAL CENTER LAB		1	14	93%	15
DIATHERIX		13	2	13%	15
ORLANDO HEALTH		2	13	87%	15
UPMC CHAUTAUQUA AT WCA LABORATORY		15			15
QUESTDIAGNOSTICS INCORPORATED		1	14	93%	15
PRMG - EAST NAPLES		10	5	33%	15
CENTRA CARE KIDS WINTER PARK			15	100%	15
URGENT CARE CLINIC OF LINCOLN		14	1	7%	15
PHOSPHORUS DIAGNOSTICS		12	2	14%	14

COVID-19: testing by laboratory

Data through Sep 25, 2020 verified as of Sep 26, 2020 at 09:25 AM

Data in this report are provisional and subject to change.

The numbers in the table below represent the number of Florida and non-Florida residents for whom test results were received by the Department of Health. A person can be tested by more than one laboratory and can have both positive and negative results. **Therefore, the sum of the numbers in each column will be larger than the total number of people tested.**

Reporting lab	Inconclusive	Negative	Positive	Percent positive	Total
LAKELAND REGIONAL HEALTH LAKE MIRIAM			14	100%	14
NEW YORK STATE ELR - GOOD SAMARITAN HOSPITAL LABORATORY		13	1	7%	14
BIODESIX, INC.		10	4	29%	14
MONTEFIORE NEW ROCHELLE HOSPITAL		13	1	7%	14
MINUTECLINIC #4760		14			14
MILLENNIUM PHYSICIAN GROUP LCC			14	100%	14
FAST TRACK URGENT CARE CENTER - TYRONE			14	100%	14
CENTRA CARE - SAND LAKE			14	100%	14
ADVENTHEALTH CENTRE CARE - KISSIMMEE			14	100%	14
ASCENSION ST. VINCENT'S PRIMARY CARE			14	100%	14
BAPTIST HEALTH MEDICAL PLAZA AT CORAL SPRINGS		13	1	7%	14
UNIPATH		7	7	50%	14
MAKO MEDICAL LABORATORIES		1	13	93%	14
ADVENT HEALTH CENTRA CARE- AZALEA PARK		13	1	7%	14
VISTA		1	13	93%	14
HEALTH CENTRAL HOSPITAL			14	100%	14
XERA MED RESEARCH			14	100%	14
POARCH BANC CREEK INDIANS TRIBAL HEALTH DEPARTMENT			14	100%	14
WHITE WILSON MEDICAL CENTER CLINIC			14	100%	14
NEW YORK STATE ELR - LABORATORY ALLIANCE OF CENTRAL NEW		13			13
EVERLYWELL		8	5	38%	13
SPECIALITY LABORATORIES,INC		11	2	15%	13
FLORIDA STATE HOSPITAL			13	100%	13
TALLAHASSEE PRIMARY CARE ASSOC, PA		12	1	8%	13
ADVANCED URGENT CARE		11	2	15%	13
AMERICAN FAMILY CARE			13	100%	13
BAPTIST SOUTH MEDICAL CENTER		2	11	85%	13
BOZEMAN HEALTH DEACONESS HOSPITAL		10	3	23%	13
WESTPAC LABS		1	12	92%	13
CLINICAL LABORATORY SERVICES			13	100%	13
LINCOLN DIAGNOSTIC LAB		13			13
SOUTHEAST FAMILY HEALTHCARE CENTER			13	100%	13
IREPERTOIRE_MOL_LAB		12			12
CANTON-POTSDAM HOSPITAL LABORATORY		12			12
AFC URGENT CARE		2	10	83%	12
CVS PHARMACY, INC DBA CVS/PHARMACY #5685		12			12
LABCORP BURLINGTON CYTO		9	3	25%	12
LIFE CARE CENTER OF WINTER HAVEN			12	100%	12
GLEN OAKS HEALTH AND REHABILITATION CENTER			12	100%	12
FLORIDA DEPT OF HEALTH		4	8	67%	12
MEDONE URGENT CARE AT ST. AUGUSTINE			12	100%	12
UNIVERSITY HILLS HEALTH AND REHABILITATION CENTER		10	2	17%	12
SOLARIS HEALTHCARE OSCEOLA		11	1	8%	12
SOUTHEAST ALABAMA MEDICAL CENTER			12	100%	12
LEON CHD		12			12
SHELBY COUNTY HEALTH CARE CORPORATION		9	3	25%	12

COVID-19: testing by laboratory

Data through Sep 25, 2020 verified as of Sep 26, 2020 at 09:25 AM

Data in this report are provisional and subject to change.

The numbers in the table below represent the number of Florida and non-Florida residents for whom test results were received by the Department of Health. A person can be tested by more than one laboratory and can have both positive and negative results. **Therefore, the sum of the numbers in each column will be larger than the total number of people tested.**

Reporting lab	Inconclusive	Negative	Positive	Percent positive	Total
TEN HEALTHCARE		2	10	83%	12
MINUTE CLINIC INCORPORATE		11	1	8%	12
UNIVERSITY OF WEST FLORIDA STUDENT HEALTH SERVICES			12	100%	12
AMERICAN ESOTERIC LABORATORIES			12	100%	12
DYNAMIC DNA LAB		1	11	92%	12
BROWARD DIALYSIS			12	100%	12
TOTAL RENAL LABORATORIES INC		7	5	42%	12
NEW YORK PRESBYTERIAN - ALLEN HOSPITAL		11			11
COCOA BEACH/ADVENT CENTRA		5	6	55%	11
NEW YORK STATE ELR - SOUTHSIDE HOSPITAL NORTHWELL HEALTH LABORATORY		10	1	9%	11
UNIV OF MIAMI			11	100%	11
BAYCARE OUTREACH LABORATORY SERVICES		1	10	91%	11
ESCAMBIA COMMUNITY CLINIC			11	100%	11
EXOSOME DIAGNOSTICS		11			11
BROAD INSTITUTE CLINICAL SEQUENCING RESEARCH PLATFORM		9	2	18%	11
EMERALD COAST HOSPICE		11			11
ADVENT HEALTH SEBRING			11	100%	11
POCONO MEDICAL CENTER		11			11
NEW YORK STATE ELR - NORTH CENTRAL BRONX HOSP		10	1	9%	11
SUNPATH-MDL		4	7	64%	11
PALM BEACH PATHOLOGY		9	2	18%	11
BIO-REFERENCE LABORATORIES			11	100%	11
SANTA ROSA HMA PHYS MGMT		10	1	9%	11
FUNGAL REFERENCE LABORATORY		11			11
CENTRA CARE-LBV			11	100%	11
MINUTECLINIC DIAGNOSTIC OF RHODE ISLAND, LLC #212		11			11
HEALTHQUEST LABORATORIES		4	7	64%	11
ADVENTHEALTH PEDIATRICS/LAKE MARY PEDS		10	1	9%	11
NEW YORK STATE ELR - JACOBI MEDICAL CENTER		11			11
ACHS		2	9	82%	11
NORTHWELL HEALTH PLAINVIEW HOSPITAL LABORATORY		9	2	18%	11
PROMEDICA LABORATORIES		10	1	9%	11
INDIAN RIVER MEDICAL CENTER		11			11
FLORIDA COMMUNITY HEALTH CENTER OF ST. LUCIE			11	100%	11
ACADIAN DIAGNOSTIC LABORATORIES		8	2	20%	10
PARKWEST MEDICAL CENTER		9	1	10%	10
NEW YORK STATE ELR - CATHOLIC HEALTH SERVICES REGIONAL LABORATORY		8	2	20%	10
NEW JERSEY DEPARTMENT OF HEALTH COMMUNICABLE DISEASE SERVICE		3	7	70%	10
PINELLAS COUNTY HEALTH DEPARTMENT		2	8	80%	10
CORE LABORATORY		1	9	90%	10
NORTH FLORIDA PEDIATRICS-MARIANNA		1	9	90%	10
KEYS MEDICAL GROUP			10	100%	10
KEY PRIMARY CASE			10	100%	10
ADVENTHEALTH CENTRA CARE ORMOND BEACH			10	100%	10
NEW YORK STATE ELR - HUDSON VALLEY HOSPITAL CENTER LABORATORY		9	1	10%	10
BROWARD HEALTH CARE			10	100%	10

COVID-19: testing by laboratory

Data through Sep 25, 2020 verified as of Sep 26, 2020 at 09:25 AM

Data in this report are provisional and subject to change.

The numbers in the table below represent the number of Florida and non-Florida residents for whom test results were received by the Department of Health. A person can be tested by more than one laboratory and can have both positive and negative results. **Therefore, the sum of the numbers in each column will be larger than the total number of people tested.**

Reporting lab	Inconclusive	Negative	Positive	Percent positive	Total
UMHC/SYLVESTER AT KENDALL		1	9	90%	10
LAKE BALDWIN CBOC		9	1	10%	10
UF HEALTH NORTH JACKSONVILLE			10	100%	10
LAKE MARY KIDS CENTRA CARE			10	100%	10
MAINSTREET FAMILY CARE		1	9	90%	10
HEALTHY MINORS, LLC.		10			10
DEPARTMENT OF VETERANS AFFAIRS ORLANDO MEDICAL CENTER			10	100%	10
CENTRA CARE - APOPKA			10	100%	10
NEW YORK STATE ELR - LONG ISLAND JEWISH MED CTR		10			10
SANFORD MOBILE LAB		8	2	20%	10
MEDICAL LABORATORY DIAGNOSTICS			10	100%	10
PROMEDICA LABORATORIES		9	1	10%	10
NEW YORK STATE ELR - JAMAICA HOSPITAL MEDICAL CENTER		10			10
ADVENTIST HEALTH SYSTEM FLORIDA		10			10
CVS PHARMACY # 10423		9	1	10%	10
BAYCARE LABORATORIES		1	9	90%	10
TAYLORVILLE FAMILY MEDICINE		6	4	40%	10
UNAVAILABLE/UNKNOWN/NO INFORMATION FOUND			9	100%	9
FLORIDA HOSPITAL LABS			9	100%	9
UNK		7	2	22%	9
PATHOGENIUS LABORATORIES		2	7	78%	9
ROCKLEDGE		1	8	89%	9
CREATIVE TESTING SOLUTIONS		3	6	67%	9
MICHIGAN DEPARTMENT OF HEALTH AND HUMAN SERVICES			9	100%	9
GENUS3		3	6	67%	9
STATE LAB		1	8	89%	9
COMMUNITY HEALTH CENTER		2	7	78%	9
ST ELIZABETH MEDICAL CENTER LABORATORY		8	1	11%	9
ST VINCENT'S EAST LABORATORY		8	1	11%	9
FLORIDA DEPARTMENT OF HEALTH IN HILLSBOROUGH COUNTY			9	100%	9
DELAWARE CVS PHARMACY, LLC		9			9
FLORIDA PEDIATRICS			9	100%	9
MOUNT DORA PEDIATRICS		8	1	11%	9
NORTH CAROLINA DEPARTMENT OF HEALTH & HUMAN SERVICES			9	100%	9
WOLFSON (USE BAPTIST)			9	100%	9
PRECISION GENETICS			9	100%	9
GRAND ST PAUL CVS		9			9
PALM BAY URGENT CARE			9	100%	9
MHHS All Lab Subsection		9			9
BAY PINES VA		1	8	89%	9
APPLE DIAGNOSTICS LAB		3	6	67%	9
MILTON 4707		9			9
GCPM MANUAL MICROBIOLOGY		1	8	89%	9
UNIVERSITY OF MIAMI		1	8	89%	9
SOLARIS HEALTHCARE IMPERIAL		9			9
BAY CARE OCCUPATIONAL CLINIC			9	100%	9

COVID-19: testing by laboratory

Data through Sep 25, 2020 verified as of Sep 26, 2020 at 09:25 AM

Data in this report are provisional and subject to change.

The numbers in the table below represent the number of Florida and non-Florida residents for whom test results were received by the Department of Health. A person can be tested by more than one laboratory and can have both positive and negative results. **Therefore, the sum of the numbers in each column will be larger than the total number of people tested.**

Reporting lab	Inconclusive	Negative	Positive	Percent positive	Total
MASSACHUSETTS GENERAL HOSPITAL		1	8	89%	9
CENTURY HEALTH AND REHABILITATION CENTER			9	100%	9
FLORIDA DEPARTMENT OF HEALTH IN LAKE COUNTY		3	6	67%	9
NEWYORK-PRESBYTERIAN/ LAWRENCE HOSPITAL LABORATORY		9			9
ST CATHERINE OF SIENA HOSPITAL		9			9
NEW YORK STATE ELR - BROOKLYN HOSPITAL CENTER DOWNTOWN CAMPUS		9			9
SPORTS DRUG TESTING LABORATORY			8	100%	8
NEW YORK STATE ELR - ELMHURST HOSPITAL CENTER		7	1	13%	8
LEE MEMORIAL LAB GULF COAST	2		6	75%	8
DALE MEDICAL CENTER		4	4	50%	8
X-GENE MOLECULAR LABS		1	7	88%	8
LABCORP - BRANDON		4	4	50%	8
EXECUTIVE MEDICAL SERVICES		8			8
NORTH BAY HOSPITAL			8	100%	8
UNIVERSITY OF TAMPA STUDENT HEALTH AND SHC CLINICAL LABORATORY		6	2	25%	8
GENEUS DIAGNOSTICS			8	100%	8
SYLVESTER AT PLANTATION LABORATORY		7	1	13%	8
NEW YORK STATE ELR - JAMES J PETERS VA MEDICAL CENTER		6	2	25%	8
LAB CORPORATION OF AMERICA			8	100%	8
DOCTOR'S IN HOUSE LAB			8	100%	8
LAKELAND REGIONAL RESPIRATORY CARE CENTER			8	100%	8
MEDEMERGE		7	1	13%	8
FLORIDA HOSPITAL		2	6	75%	8
BAYONET POINT MEDICAL CENTER			8	100%	8
ST JOSEPH HOSPITAL		7	1	13%	8
PRATTVILLE BAPTIST HOSPITAL		7	1	13%	8
ARNOT OGDEN MEDICAL CENTER LABORATORY		8			8
ACCESS MEDICAL LABS		8			8
SARNO EXTENDED HOURS			8	100%	8
PHYSICIANS REGIONAL WALK-IN		7	1	13%	8
UNIVERSITY HOSPITAL - STONY BROOK EASTERN		8			8
THE COMMONWEALTH OF MASSACHUSETTS			8	100%	8
ABBOTT			8	100%	8
LAKE WALES MEDICAL CENTER INC			8	100%	8
Maury Regional Hospital		5	3	38%	8
MICHIGAN DEPARTMENT OF COMMUNITY HEALTH		1	7	88%	8
CHEMISYS LABORATORIES			8	100%	8
CLEVELAND CLINIC			8	100%	8
ADVENTHEALTH CENTRA CARE - HUNTERS CREEK			8	100%	8
ST. JOSEPH HOSPITAL AND HEALTH CARE INC.			8	100%	8
ORLANDO HEALTH AND REHAB CENTER			8	100%	8
LEHIGH VALLEY HOSPITAL		3	5	63%	8
NATIONS BEST FAMILY HEALTH CARE			8	100%	8
LONGLEAF DIAGNOSTIC LABORATORIES		2	6	75%	8
AIM LABORATORIES			8	100%	8
FLORIDA CLINICAL LAB			7	100%	7

COVID-19: testing by laboratory

Data through Sep 25, 2020 verified as of Sep 26, 2020 at 09:25 AM

Data in this report are provisional and subject to change.

The numbers in the table below represent the number of Florida and non-Florida residents for whom test results were received by the Department of Health. A person can be tested by more than one laboratory and can have both positive and negative results. **Therefore, the sum of the numbers in each column will be larger than the total number of people tested.**

Reporting lab	Inconclusive	Negative	Positive	Percent positive	Total
BEAUMONT LABORATORY			7	100%	7
HEALTH CARE LABORATORY SERVICES		1	6	86%	7
NO NAME		5	2	29%	7
CENTRA CARE - LAKE NONA		1	6	86%	7
INTERMOUNTAIN CENTRAL LAB		1	6	86%	7
ASCENSION ST. VINCENT'S SOUTHSIDE			7	100%	7
LIFE CARE CITRUS COUNTY			7	100%	7
ARCPPOINT LABS OF SARASOTA		1	6	86%	7
TOTAL ACCESS URGENT CARE			7	100%	7
BAYCARE MEDICAL GROUP INC			7	100%	7
MEDIPATH			7	100%	7
ONE MILO		7			7
ORLANDO HEALTH EMERGENCY DEPARTMENT AND MEDICAL		7			7
SAMARITAN MEDICAL CENTER		7			7
ARCHBOLD MEMORIAL HOSPITAL/LAB		3	4	57%	7
LAKELAND REGIONAL HEALTH			7	100%	7
RICHMOND UNIVERSITY MEDICAL CENTER		6	1	14%	7
WALGREENS #03413		5	2	29%	7
ORMOND BEACH CENTRA CARE			7	100%	7
BROOKWOOD BAPTIST MEDICAL CENTER		7			7
TRUE HEALTH DIAGNOSTICS		1	6	86%	7
AVANTE ST CLOUD		4	3	43%	7
LAB CORP OF AMERICA		2	5	71%	7
QUE		4	3	43%	7
GULF COAST MEDICAL GROUP		2	5	71%	7
TREASURE COAST URGENT CARE			7	100%	7
LABCORP - NAPLES		1	6	86%	7
FLORIDA HOSPITAL KISSIMMEE		4	3	43%	7
USF			7	100%	7
HEALTHMARK REGIONAL HOSPITAL LAB		3	4	57%	7
LEE COUNTY HEALTH DEPARTMENT		4	3	43%	7
CVS MINUTE CLINIC			7	100%	7
ADVENTHEALTH CENTRA CARE ORANGE CITY			7	100%	7
FLORIDA WOMAN CARE LABORATORY			6	100%	6
BETH ISRAEL DEACONESS MEDICAL CENTER			6	100%	6
Cleveland Clinic Laboratories		2	4	67%	6
LAWTON CHILES HEALTH CENTER		1	5	83%	6
LABCORP RARITAN		6			6
PALMETTO HEALTH ALLIANCE		3	3	50%	6
VIRTUA VOORHEES HOSPITAL		4	2	33%	6
HELIX DIAGNOSTICS			6	100%	6
CAPITAL HEALTH PLAN LABORATORIES			6	100%	6
WALGREENS #007354		5	1	17%	6
HOLY NAME MEDICAL CENTER		6			6
ROCKLEDGE FAMILY HEALTH			6	100%	6
DOH JACKSONVILLE CENTRAL LABORATORY		3	3	50%	6

COVID-19: testing by laboratory

Data through Sep 25, 2020 verified as of Sep 26, 2020 at 09:25 AM

Data in this report are provisional and subject to change.

The numbers in the table below represent the number of Florida and non-Florida residents for whom test results were received by the Department of Health. A person can be tested by more than one laboratory and can have both positive and negative results. **Therefore, the sum of the numbers in each column will be larger than the total number of people tested.**

Reporting lab	Inconclusive	Negative	Positive	Percent positive	Total
NEW YORK STATE ELR - LONG ISLAND JEWISH VALLEY STREAM		6			6
BAY CARE			6	100%	6
CAREWELL 301 - WARWICK			6	100%	6
DIACARTA INC.		6			6
MINUTECLINIC DIAGNOSTIC OF TEXAS, LLC #2580		6			6
NORTHSHORE UNIVERSITY HEALTHSYSTEM EVANSTON HOSPITAL LAB			6	100%	6
SAINT PETER'S UNIVERSITY HOSPITAL		6			6
ACH			6	100%	6
TMH PHYSICIAN PARTNERS - MONTICELLO		6			6
NORTH OKALOOSA PHYSICIAN GROUP		6			6
PRIMARY CARE OF THE TREASURE COAST		1	5	83%	6
ADVENTHEALTH CENTRA CARE - SAND LAKE			6	100%	6
METRO KNOXVILLE HMA		5	1	17%	6
BAYFRONT HEALTH PUNTA GORDA			6	100%	6
BAYCARE ALLIANT HOSPITAL			6	100%	6
NICHOLS INSTITUTE QUEST DIAGNOSTICS	1	2	3	50%	6
COVANCE CENTRAL LABORATORY			6	100%	6
EXPRESS CARE OF BELLEVIEW		6			6
DCH REGIONAL MEDICAL CENTER LABORATORY		6			6
LABCORP NEW PORT RICHEY			6	100%	6
LABCORP DIAGNOSTICS-MIAMI		2	4	67%	6
WATAUGA MEDICAL CENTER		4	2	33%	6
SHELBY BAPTIST MEDICAL CENTER		2	4	67%	6
TAMIAMI LAB MILLENIUM			6	100%	6
BOCA RATON REGIONAL HOSPITAL LAB			6	100%	6
URGENT CARE TCMA			6	100%	6
MIDMICHIGAN MEDICAL CENTER			6	100%	6
FINLAY C. LABORATORY		3	3	50%	6
INDIAN RIVER CHD VERO BEACH		5	1	17%	6
LAB UNKNOW		6			6
GENE STREET LABORATORIES, LLC		6			6
UNIVERSITY HOSPITAL		4	2	33%	6
MEDONE URGENT CARE CENTER		2	4	67%	6
MIAMI BEACH HEALTH CENTER			5	100%	5
WEST PACIFIC MEDICAL LABORATORY			5	100%	5
DOCTORS CLINICAL LABORATORY, INC		4	1	20%	5
MEDRITE		1	4	80%	5
CVS/PHARMACY #10373		5			5
COLORADO DEPARTMENT OF PUBLIC HEALTH AND ENVIRONMENT			5	100%	5
DORAL URGENT CARE			5	100%	5
NEW YORK STATE ELR - VA NEW YORK HARBOR HEALTHCARE SYSTEM		5			5
MONTEFIORE ST LUKE'S CORNWALL HOSPITAL		4	1	20%	5
NEW YORK STATE ELR - BELLEVUE HOSPITAL CENTER DEPARTMENT		5			5
BIOTECH CLINICAL LABORATORIES, INC.			5	100%	5
GADSDEN REGIONAL MEDICAL CENTER		5			5
ROBERT WOOD JOHNSON HOSPITAL		4	1	20%	5

COVID-19: testing by laboratory

Data through Sep 25, 2020 verified as of Sep 26, 2020 at 09:25 AM

Data in this report are provisional and subject to change.

The numbers in the table below represent the number of Florida and non-Florida residents for whom test results were received by the Department of Health. A person can be tested by more than one laboratory and can have both positive and negative results. **Therefore, the sum of the numbers in each column will be larger than the total number of people tested.**

Reporting lab	Inconclusive	Negative	Positive	Percent positive	Total
WADSWORTH CENTER - DAVID AXELROD INSTITUTE		5			5
LUXOR SCIENTIFIC LLC			5	100%	5
COMMUNITY HEALTH OF SOUTH FLORIDA			5	100%	5
ED FRASER MEMORIAL HOSPITAL			5	100%	5
MAUREEN OROURKE-FUTEY			5	100%	5
AEL KNOXVILLE			5	100%	5
MANATEE PEDIATRICS			5	100%	5
BROWARD COUNTY HEALTH DEPT.			5	100%	5
BioReference Laboratories, Inc			5	100%	5
APPALACHIAN REGIONAL HEALTHCARE SYSTEM		5			5
XRL SXF REF LAB		5			5
BLOUNT MEMORIAL HOSPITAL		5			5
RIVERSIDE MEDICAL GROUP		4	1	20%	5
MINUTECLINIC DIAGNOSTIC OF ILLINOIS		5			5
JFK MEDICAL CENTER NORTH LAB			5	100%	5
ST VINCENT'S CHILTON		4	1	20%	5
PHELPS HOSPITAL LABORATORY		5			5
VA COMMUNITY CLINIC			5	100%	5
BARRY UNIVERSITY STUDENT HEALTH SERVICES		4	1	20%	5
MAINSTREET FAMILY SELECT		1	4	80%	5
NEW YORK STATE ELR - SAMARITAN HOSPITAL LABORATORY		5			5
UNKNOWN LAB			5	100%	5
ONEIDA HEALTHCARE CENTER		5			5
EMERGENCY MEDICAL CENTER			5	100%	5
WALGREENS NO 09204		5			5
EAST LAKE PEDIATRICS			5	100%	5
VRL EUROFINs		3	2	40%	5
CHILDREN'S HOSPITAL OF PHILADELPHIA		5			5
ST ANTHONY NORTH			5	100%	5
WALGREENS #6637		5			5
EMERALD COAST PEDIATRICS			5	100%	5
DOH-TAMPA BRANCH LABORATORY (MLK BLVD)		2	3	60%	5
PARAMOUNT URGENT CARE - WINDERMERE			5	100%	5
THOMAS JEFFERSON UNIVERSITY HOSPITAL		4	1	20%	5
WALGREENS #04834		5			5
CVS			5	100%	5
LINCOLN MEDICAL AND MENTAL HEALTH CENTER		5			5
DOCTORS URGENT CARE			5	100%	5
UPMC HEALTH SYSTEM		4	1	20%	5
THE VILLAGES CLINICAL LAB		4	1	20%	5
OMNICARE PHARMACY OF TEXAS 1, LP DBA OMNICARE		5			5
STATEN ISLAND UNIVERSITY HOSPITAL		5			5
FRANCES WARDE MEDICAL LABORATORY		2	3	60%	5
WASHINGTON REHABILITATION AND NURSING CENTER		5			5
DMH STEINHATCHEE FAMILY MEDICINE		3	2	40%	5
SUNCOAST URGENT CARE			5	100%	5

COVID-19: testing by laboratory

Data through Sep 25, 2020 verified as of Sep 26, 2020 at 09:25 AM

Data in this report are provisional and subject to change.

The numbers in the table below represent the number of Florida and non-Florida residents for whom test results were received by the Department of Health. A person can be tested by more than one laboratory and can have both positive and negative results. **Therefore, the sum of the numbers in each column will be larger than the total number of people tested.**

Reporting lab	Inconclusive	Negative	Positive	Percent positive	Total
ADVENTHEALTH CARROLLWOOD			5	100%	5
DOCTOR'S IN-HOUSE LAB/COMMUNITY HEALTH CENTERS OF PINELLAS -PINELLAS P			5	100%	5
NORTHWESTERN MEMORIAL HOSPITAL			5	100%	5
ETHOS LABORATORIES		5			5
CVS/PHARMACY #17637		5			5
MINUTECLINIC DIAGNOSTIC OF TEXAS, LLC		5			5
BIOTECH			5	100%	5
STATEN ISLAND UNIVERSITY HOSPITAL SEGUINE AVE		5			5
CAREWELL 202			4	100%	4
NORTH FLORIDA PEDIATRICS JASPER			4	100%	4
NEW YORK STATE ELR - COLUMBIA MEMORIAL HOSPITAL LABORATORY		4			4
ISLAND COAST PEDIATRICS		4			4
NAPHCARE, INC.			4	100%	4
NEW YORK STATE ELR - MONTEFIORE MEDICAL CENTER LABORATORIES NORTH		4			4
NOVANT HEALTH GOHEALTH URGENT CARE-HARRISBURG			4	100%	4
INFECTION CONTROL/ EMPHEALTH		3	1	25%	4
VA GULF COAST VETERANS HEALTH CARE SYSTEM			4	100%	4
LIFE CARE CENTER OF JACKSONVILLE			4	100%	4
CONNECTDX			4	100%	4
WALGREENS #11293		4			4
MINUTECLINIC DIAGNOSTIC OF RHODE ISLAND, LLC #590		4			4
CELAL GUROL ERBAY, MD			4	100%	4
WALGREENS #06861		4			4
WALGREENS #05398		3	1	25%	4
METHODIST MEDICAL CENTER		3	1	25%	4
FAMILY HEALTH CENTERS OF SWF LABS		1	3	75%	4
FISHERMEN'S HOSPITAL			4	100%	4
NEW HAMPSHIRE DEPARTMENT OF HEALTH AND HUMAN SERVICES		3	1	25%	4
NOVANT HEALTH INPATIENT CARE			4	100%	4
CENTRAL FLORIDA HEALTH CARE INC			4	100%	4
INTERNAL MEDICINE SPECIALISTS			4	100%	4
UNIVERSITY OF CHICAGO MEDICAL CENTER LAB			4	100%	4
CAPE REGIONAL MEDICAL CENTER		4			4
BAPTIST MEDICAL CENTER EAST		2	2	50%	4
PRECISION LABS LLC		1	3	75%	4
ASCENSION ST VINCENT'S SOUTHSIDE			4	100%	4
RIVERVIEW REGIONAL MEDICAL CENTER		4			4
STUART REHABILITATION AND HEALTHCARE			4	100%	4
OKLAHOMA STATE UNIVERSITY DIAGNOSTIC LAB			4	100%	4
SOUTHEASTERN REGIONAL MEDICAL CENTER			4	100%	4
PARROTT MEDICAL CLINIC			4	100%	4
AURORA DIAGNOSTICS			4	100%	4
NEW YORK STATE ELR - ELLIS HOSPITAL LABORATORY		4			4
DOCTOR'S IN-HOUSE LAB/COMMUNITY HEALTH CENTERS OF PINELLAS - CLEARWATE			4	100%	4
WOODHULL MEDICAL AND MENTAL HEALTH CTR		4			4
GENUS DIAGNOSTICS			4	100%	4

COVID-19: testing by laboratory

Data through Sep 25, 2020 verified as of Sep 26, 2020 at 09:25 AM

Data in this report are provisional and subject to change.

The numbers in the table below represent the number of Florida and non-Florida residents for whom test results were received by the Department of Health. A person can be tested by more than one laboratory and can have both positive and negative results. **Therefore, the sum of the numbers in each column will be larger than the total number of people tested.**

Reporting lab	Inconclusive	Negative	Positive	Percent positive	Total
ILLINOIS DEPT OF PUBLIC HEALTH LAB - SPRINGFIELD			4	100%	4
Northwell Lab			4	100%	4
ST CHARLES HOSPITAL LABORATORY		4			4
MAINSTREET FAMILY URGENT CARE			4	100%	4
PENN MEDICINE PRINCETON MEDICAL CENTER		4			4
LIFE CARE CENTER OF HILLIARD			4	100%	4
QUEST DIAGNOSTIC INC TECHNICAL			4	100%	4
UCLA HEALTHCARE CLINICAL LABS			4	100%	4
CVS PHARMACY, INC DBA CVS/PHARMACY #10581		4			4
MI2297090CV HOLLAND-23D2189684		4			4
QUEST DIAGNOSTICS- MELBOURNE			4	100%	4
ADVANCED DIAGNOSTIC LABORATORY			4	100%	4
AARK LABORATORY		4			4
ABBOTT NORTHWESTERN HOSPITAL LAB		1	3	75%	4
MINUTECLINIC, LLC #08366		3	1	25%	4
PEDIATRICS OF ALTAMONTE		4			4
UAB		3	1	25%	4
MIAMI CANCER INSTITUTE			4	100%	4
NEW YORK STATE ELR - ORANGE REGIONAL MEDICAL CENTER LABORATORY		4			4
BAYCARE OUTREACH LABORATORY HOSPITAL			4	100%	4
BOCA BIOLISTIC REFERENCE LAB			4	100%	4
MISSOURI DEPARTMENT OF HEALTH AND SENIOR SERVICES			4	100%	4
SOUTHWESTERN REGIONAL MEDICAL CENTER - TULSA		4			4
SONIC REFERENCE LABORATORY			4	100%	4
QUEST DIAGNOSTIC			4	100%	4
LABCORP-CRYSTAL RIVER		1	3	75%	4
TA LABCORP TAMPA			4	100%	4
CARESPOT OF NOCATEE			4	100%	4
SONORA QUEST LABORATORIES			4	100%	4
LAKE NONA MEDICAL SERVICES		2	2	50%	4
ADVANCED LAB			4	100%	4
MOLECULAR PATHOLOGY LABORATORY			4	100%	4
OKEECHOBEE HEALTHCARE FACILITY			4	100%	4
IU HEALTH PATHOLOGY			4	100%	4
FORT SANDERS REGIONAL LABORATORY		4			4
COOPER HOSPITAL/UNIVERSITY MEDICAL		4			4
NEW YORK STATE ELR - NEW YORK PRESBYTERIAN-LOWER MANHATTAN		4			4
FLORIDA HOSPITAL ALTAMONTE		2	2	50%	4
METROPOLITAN HOSPITAL CENTER		4			4
DAVITA LABORATORY		4			4
COLLIER COUNTY HEALTH DEPT.		2	2	50%	4
COVENIENT CARE MEDICAL CLINIC			4	100%	4
NORTHERN DUTCHESS HOSPITAL LABORATORY		4			4
KORGENE LAB		1	3	75%	4
LABCORP - ORLANDO		1	3	75%	4
MEDLOGIC, LLC		1	3	75%	4

COVID-19: testing by laboratory

Data through Sep 25, 2020 verified as of Sep 26, 2020 at 09:25 AM

Data in this report are provisional and subject to change.

The numbers in the table below represent the number of Florida and non-Florida residents for whom test results were received by the Department of Health. A person can be tested by more than one laboratory and can have both positive and negative results. **Therefore, the sum of the numbers in each column will be larger than the total number of people tested.**

Reporting lab	Inconclusive	Negative	Positive	Percent positive	Total
NEW YORK STATE ELR - NEW YORK METHODIST HOSPITAL		4			4
UM MILLER SCHOOL OF MEDICINE			4	100%	4
WALGREENS #17132		4			4
CONEY ISLAND HOSPITAL		4			4
COUNTY OF LOS ANGELES			4	100%	4
FHMG-FLORIDA HOSPITAL MEDICAL GROUP		3	1	25%	4
EISENHOWER ARMY MEDICAL CENTER			4	100%	4
WALGREENS #09353		4			4
PEDIATRIC HEALTH CARE ALLIANCE			4	100%	4
CAPE COD HOSPITAL			4	100%	4
DTR LABS		3	1	25%	4
ST JOSEPH WOMENS HOSPITAL			4	100%	4
IRL MARKET LAB			4	100%	4
EXPRESS TESTING-ONE			4	100%	4
GUTHRIE MEDICAL GROUP LABORATORIES		4			4
INTERMARKET FACILITY			4	100%	4
TANNER MEDICAL CENTER EAST AL		4			4
OMNICARE PHARMACY OF TEXAS 1		3			3
SCIENTIFIC LABORATORY DIVISION			3	100%	3
GENEVA GENERAL HOSPITAL LABORATORY		3			3
YOUR FAMILY WALK-IN CLINIC			3	100%	3
THE UNIVERSITY OF VERMONT MEDICAL CENTER		3			3
TEXAS DEPARTMENT OF STATE HEALTH SERVICES		1	2	67%	3
OHIO STATE UNIVERSITY MEDICAL CENTER			3	100%	3
SANFORD SOUTH UNIVERSITY		3			3
WESLEY CHAPEL INTERNAL MEDICINE AND PEDIATRICS			3	100%	3
ST LUKES HOSPITAL LABORATORY		2	1	33%	3
GLEN COVE HOSPITAL		3			3
ILLINOIS DEPARTMENT OF PUBLIC HEALTH			3	100%	3
VIRGINIA DIVISION OF CONSOLIDATED LABORATORIES			3	100%	3
TELEVISIT MALABAR PEDIATRICS			3	100%	3
NORTHERN LIGHT LABORATORY		1	2	67%	3
HEALTH FIRST IBM-UX			3	100%	3
SSM HEALTH ST LOUIS MICROBIOLOGY LABORATORY		1	2	67%	3
VA OUTPATIENT			3	100%	3
NORTH BROWARD HOSPITAL DISTRICT HEALTHCARE FOR THE HOMELESS			3	100%	3
MONROE COUNTY HOSPITAL		2	1	33%	3
WALGREENS #5317		3			3
MONTEFIORE NYACK HOSPITAL AFFILIATED LABORATORY		3			3
UAB DIV OF INFECTIOUS DISEASES LAB		3			3
WILLIAM A HINTON STATE LABORATORY INSTITUTE		1	2	67%	3
TIMBER RIDGE LABORATORY			3	100%	3
THE CLINIC OF PEDIATRICS & GI MEDICINE, INC			3	100%	3
PUBLIC HEALTH LAB		3			3
EGL GENETICS DIAGNOSTICS			3	100%	3
SENTARA NORFOLK GENERAL HOSPITAL CENTRAL LAB			3	100%	3

COVID-19: testing by laboratory

Data through Sep 25, 2020 verified as of Sep 26, 2020 at 09:25 AM

Data in this report are provisional and subject to change.

The numbers in the table below represent the number of Florida and non-Florida residents for whom test results were received by the Department of Health. A person can be tested by more than one laboratory and can have both positive and negative results. **Therefore, the sum of the numbers in each column will be larger than the total number of people tested.**

Reporting lab	Inconclusive	Negative	Positive	Percent positive	Total
WEDGEWOOD HEALTHCARE CENTER			3	100%	3
WALGREENS #10775		3			3
WEST			3	100%	3
PRISMA HEALTH MIDLANDS			3	100%	3
WAKEMED		1	2	67%	3
LABCORP PHOENIX		1	2	67%	3
VILLAGES REGIONAL HOSPITAL FREESTANDING			3	100%	3
WALGREENS #06428		3			3
UNC HOSPITAL/MCLENDON CLINICAL LABORATORIES			3	100%	3
SHARP MEMORIAL HOSPITAL MICROBIOLOGY DEPT			3	100%	3
SIGNATURE CARE PFLUGERVILLE			3	100%	3
WALGREENS #19348		3			3
VIRACOR		2	1	33%	3
NORTHERN WESTCHESTER HOSPITAL LABORATORY		3			3
NEW YORK STATE ELR - GLENS FALLS HOSPITAL DEPARTMENT OF PATHOLOGY		3			3
INDIANA STATE DEPARTMENT OF HEALTH		1	2	67%	3
LABCORP - LEESBURG			3	100%	3
NEW YORK STATE ELR - INSTITUTE OF PATHOLOGY KINGS COUNTY		3			3
HARMONY CLINIC		1	2	67%	3
ALACHUA COUNTY HEALTH DEPARTMENT			3	100%	3
NORTH NAPLES HOSPITAL RESPIRATORY THERAPY DEPARTMENT			3	100%	3
DACH MAIN LAB			3	100%	3
MARYLAND STATE DEPT OF HEALTH	2		1	33%	3
SOUTHEASTERN LABORATORY			3	100%	3
CVS SC2297110CV CHARLSTON		3			3
MINUTECLINIC DIAGNOSTIC OF TEXAS		3			3
MINUTECLINIC DIAGNOSTIC OF KANSAS, PA #8543		3			3
CHILDREN'S MEDICAL CENTER			3	100%	3
MARY IMOGENE BASSETT HOSPITAL COOPERSTOWN		3			3
MONTANA PUBLIC HEALTH LAB			3	100%	3
PALM BEACH COUNTY HEALTH DEPARTMENT LABORATORY			3	100%	3
MADISON HEALTH AND REHAB			3	100%	3
LABORATORY CORPORATION OF AMER			3	100%	3
MADISON COUNTY MEMORIAL HOSP		2	1	33%	3
ADVENT HEALTH CENTRE CARE			3	100%	3
BIO-TECH CLINICAL LABORATORIES			3	100%	3
FLORIDA HOSPITAL LAKE MARY		3			3
GRACE PEDIATRICS			3	100%	3
PEDIATRIC CARE CENTER- JACKSONVILLE BEACH		1	2	67%	3
CAPTAIN JAMES A. LOVELL FEDERAL HEALTHCARE CENTER			3	100%	3
PATIENT FIRST - ALLENTOWN			3	100%	3
PATIENTS FIRST LAKE ELLA MEDICAL CENTER		3			3
QUEST DIAGNOSTICS INCORPORATED			3	100%	3
KEY WEST HEALTH AND REHAB			3	100%	3
AMERICAN FAMILY CARE- ORANGE BEACH			3	100%	3
ACCESS HEALTH CARE		2	1	33%	3

COVID-19: testing by laboratory

Data through Sep 25, 2020 verified as of Sep 26, 2020 at 09:25 AM

Data in this report are provisional and subject to change.

The numbers in the table below represent the number of Florida and non-Florida residents for whom test results were received by the Department of Health. A person can be tested by more than one laboratory and can have both positive and negative results. **Therefore, the sum of the numbers in each column will be larger than the total number of people tested.**

Reporting lab	Inconclusive	Negative	Positive	Percent positive	Total
BARONESS ERLANGER HOSPITAL		3			3
JACKSON SOUTH COMMUNITY HOSPITAL LAB			3	100%	3
JOHNS HOPKINS MEDICAL LABORATORIES		1	2	67%	3
CORAL GABLES HOSPITAL			3	100%	3
PALMS WEST HOSPITAL			3	100%	3
PENNSYLVANIA DEPARTMENT OF HEALTH BUREAU OF LABORATORIES			3	100%	3
PARAMOUNT WALK-IN CLINIC			3	100%	3
PLANTATION BAY REHAB FACILITY		2	1	33%	3
CORE BIO LABS		1	2	67%	3
FLORIDA CLINICAL LABORATORY - BIOREFERENCE LABORATORIES		2	1	33%	3
PONCE THERAPY CARE CENTER			3	100%	3
ALACHUA			3	100%	3
ADVENTHEALTH CENTRA CARE - KID'S CARE			3	100%	3
NOT INDICATED		1	2	67%	3
MPG JACKSONVILLE ATLANTIC BLVD		1	2	67%	3
BAPTIST ER TOWN CTR			3	100%	3
MONTANA DEPARTMENT OF PUBLIC HEALTH & HUMAN SERVICES			3	100%	3
PINELLAS COUNTY JAIL			3	100%	3
FAMILY AND INTERNAL MEDICINE AT AVALON PARK		3			3
MAYO		1	2	67%	3
BEEBE MEDICAL CENTER LABORATORY		3			3
ENGLEWOOD HOSPITAL AND MEDICAL CENTER			3	100%	3
QUATRACOR PLLC		3			3
QUEST ELR		2	1	33%	3
CPL LABS			3	100%	3
KETTERING HEALTH			3	100%	3
CALHOUN LIBERTY HOSPITAL			3	100%	3
CURATIVE TEXAS		3			3
ALABAMA DEPARTMENT OF PUBLIC HEALTH		1	2	67%	3
JOE DIMAGGIO CHILDREN'S HOSPITAL		1	2	67%	3
BAPTIST HEALTH EXPRESS CARE AT KEY BISCAYNE		2	1	33%	3
LAHEY CLINIC MEDICAL CENTER			3	100%	3
CONSOLIDATED LABORATORY SERVICES			3	100%	3
DEACONESS HOSPITAL			3	100%	3
FELICIDAD MEDICAL CENTER			3	100%	3
BAY CARE LAB SERVICES/ST. ANTHONY'S HOSPITAL			3	100%	3
IOWA DEPARTMENT OF PUBLIC HEALTH			3	100%	3
LABCORP - PALM BEACH GARDENS			3	100%	3
KEY WEST URGENT CARE, INC		3			3
MARSHALL MEDICAL CENTER SOUTH LAB		2	1	33%	3
ADVENT HEALTH LAKE WALES MEDICAL GROUP		2	1	33%	3
ROANE MEDICAL CENTER		1	1	50%	2
LABCORP - DAYTONA BEACH			2	100%	2
GANDY CROSSING CARE CENTER			2	100%	2
FLORIDA CLINICAL LABORATORY INC			2	100%	2
BFT LAB			2	100%	2

COVID-19: testing by laboratory

Data through Sep 25, 2020 verified as of Sep 26, 2020 at 09:25 AM

Data in this report are provisional and subject to change.

The numbers in the table below represent the number of Florida and non-Florida residents for whom test results were received by the Department of Health. A person can be tested by more than one laboratory and can have both positive and negative results. **Therefore, the sum of the numbers in each column will be larger than the total number of people tested.**

Reporting lab	Inconclusive	Negative	Positive	Percent positive	Total
GENETIC ASSAYS INC			2	100%	2
HARTFORD HOSPITAL ANCILLARY LAB		1	1	50%	2
BAYLOR ESOTERIC AND MOLECULAR LAB			2	100%	2
SYLVAN NURSING			2	100%	2
GENETIC TECHNOLOGICAL INNOVATIONS			2	100%	2
SANFORD REGIONAL HOSPITAL WORTHINGTON		2			2
ERIE COUNTY MEDICAL CTR CLINICAL LABS		2			2
CARE FAST MURABELLA			2	100%	2
EMORY UNIVERSITY HOSPITAL			2	100%	2
FLORIDA MEDICAL CLINIC PA		2			2
GEISINGER MEDICAL CENTER		2			2
SHANDS AT LAKE SHORE LAB			2	100%	2
ST JOSEPHS CHILDRENS HOSPITAL OUTREACH			2	100%	2
CAREWELL URGENT CARE			2	100%	2
CROSSROADS			2	100%	2
BIRMINGHAM VAMC		1	1	50%	2
PUBLIC HEALTH LABORATORY	1		1	50%	2
THE CLINIC PREMISE HEALTH			2	100%	2
RUSH UNIVERSITY MEDICAL CENTER LABORATORY			2	100%	2
HEALTH NETWORK LABORATORIES		1	1	50%	2
SJH			2	100%	2
PTC LABORATORIES			2	100%	2
WALGREEN EASTERN CO, INC		2			2
YORK HOSPITAL - LABORATORY			2	100%	2
WALGREENS #07388		2			2
WALGREENS # 03852		2			2
ST. JOSEPH REGIONAL MEDICAL CENTER			2	100%	2
VETERANS OUTPATIENT CLINIC			2	100%	2
CLERMONT ADVENTHEALTH CENTRA CARE			2	100%	2
MERCY HEALTH—MUSKEGON		2			2
UNIVERSITY OF MARYLAND MEDICAL CENTER			2	100%	2
DEKALB MEDICAL CENTER LABORATORY			2	100%	2
WALGREENS #04417		2			2
SPRINGS MEDICAL LAB		1	1	50%	2
NOVADX		2			2
NORTH SHORE HEMATOLOGY-ONCOLOGY ASSOCIATES, PC		2			2
OKLAHOMA STATE DEPARTMENT OF HEALTH-PUBLIC HEALTH LABORATORY			2	100%	2
UT SOUTHWESTERN MEDICAL CENTER			2	100%	2
ST PETERSBURG PEDIATRICS-EAST BAY			2	100%	2
ERIC C MARSHAL MD, PC DBA MINUTECLINIC		2			2
UK HEALTHCARE			2	100%	2
LEGACY LABORATORY SERVICES			2	100%	2
LABCORP SOUTH CHARLESTON			2	100%	2
SCHOOL OF PHARMACY AND PHARMACEUTICAL		2			2
SUNCOAST PATHOLOGY ASSOCIATES			2	100%	2
LABCORP - STUART		1	1	50%	2

COVID-19: testing by laboratory

Data through Sep 25, 2020 verified as of Sep 26, 2020 at 09:25 AM

Data in this report are provisional and subject to change.

The numbers in the table below represent the number of Florida and non-Florida residents for whom test results were received by the Department of Health. A person can be tested by more than one laboratory and can have both positive and negative results. **Therefore, the sum of the numbers in each column will be larger than the total number of people tested.**

Reporting lab	Inconclusive	Negative	Positive	Percent positive	Total
THE MANOR AT CARPENTERS			2	100%	2
CVS PHARMACY INC DBA CVS PHARMACY #10227		2			2
DEPARTMENT OF PATHOLOGY ROME MEMORIAL		2			2
STARKE FAMILY MEDICAL CENTER		2			2
SUMNER REGIONAL MEDICAL CENTER		2			2
AMERICAN MEDICAL LABORATORIES			2	100%	2
SUNCOAST BLOOD BANK			2	100%	2
DYNACARE LABORATORIES			2	100%	2
TUFTS MEDICAL CENTER			2	100%	2
THOMAS LANGLEY			2	100%	2
ISLAND COAST PEDIATRICS IN-HOUSE LAB		2			2
BAYCARE MEDICAL GROUP			2	100%	2
UNIVERSITY HOSPITAL OF BROOKLYN		2			2
VERMONT DEPARTMENT OF HEALTH LABORATORY		1	1	50%	2
SOUTHERN OCEAN MEDICAL CENTER		2			2
SPARROW CENTRAL LAB			2	100%	2
WALGREENS #02862		2			2
TRINITAS REGIONAL MEDICAL CENTER		1	1	50%	2
JOHNSON CITY MEDICAL CENTER		1	1	50%	2
JERSEY SHORE MEDICAL CENTER		2			2
PRECISION DIAGNOSTIC INC		2			2
UNIVERSITY OF WASHINGTON MEDICAL CENTER			2	100%	2
EDEN SPRINGS NURSING AND REHAB CENTER			2	100%	2
ABSOLUTE HEALTH INTERNAL MED & PEDIATRICS		2			2
VA HOSPITAL			2	100%	2
IN & OUT URGENT CARE METAIRIE			2	100%	2
UF HEALTH FAMILY MEDICINE-KERNAN SQUARE			2	100%	2
UNIVERSITY OF AL STUDENT HEALTH CENTER			2	100%	2
ALLIANCE LABS @LRMC			2	100%	2
FAST TRACK URGENT CARE CENTER - DOWNTOWN			2	100%	2
ADVANCED MEDICAL CARE			2	100%	2
GALEN BAYLOR EXTENSION		2			2
MEDICAL CENTER AT OCEAN REEF		1	1	50%	2
JOHNNIE RUTH CLARKE LAB			2	100%	2
BAYVIEW MEDICAL		2			2
ARNOLD PALMER HOSPITAL LABORATORY			2	100%	2
FIRST CARE - MIDDLESBORO			2	100%	2
ST LUKES HOSPITAL			2	100%	2
TMH EC NORTHEAST LABORATORY			2	100%	2
TREASURE COAST COMMUNITY HEALTH			2	100%	2
GEORGE SAFRAN MD PC		2			2
ALVERNO CLINICAL LABORATORIES			2	100%	2
AZALEA HEALTH		1	1	50%	2
JRS LABORATORY			2	100%	2
MEDSTAR HARBOR HOSPITAL			2	100%	2
UNIVERSITY OF KANSAS MEDICAL CENTER			2	100%	2

COVID-19: testing by laboratory

Data through Sep 25, 2020 verified as of Sep 26, 2020 at 09:25 AM

Data in this report are provisional and subject to change.

The numbers in the table below represent the number of Florida and non-Florida residents for whom test results were received by the Department of Health. A person can be tested by more than one laboratory and can have both positive and negative results. **Therefore, the sum of the numbers in each column will be larger than the total number of people tested.**

Reporting lab	Inconclusive	Negative	Positive	Percent positive	Total
BIOHEALTH MEDICAL LAB INC			2	100%	2
LABCORP - OHIO			2	100%	2
UT MEMPHIS UNIVERSITY HEALTH SERVICES			2	100%	2
VALENCIA HILLS HEALTH AND REHABILITATION CENTER			2	100%	2
HOME ACCESS HEALTH			2	100%	2
ADVENTHEALTH MEDICAL GROUP INTERNAL MEDICINE AT WINTER HAVEN		1	1	50%	2
PHYSICIANS IMMEDIATE CARE AURORA			2	100%	2
PREMIER LABORATORY SERVICES, LLC			2	100%	2
ALLIANCE FOR MULTISPECIALTY RESEARCH		2			2
MEMORIAL HERMANN CONSOLIDATED LABORATORY SERVICES			2	100%	2
WIREGRASS CLINIC LLC		1	1	50%	2
INTERNAL MEDICINE ASSOCIATES-DUNELLON			2	100%	2
WALGREENS #4705		2			2
VIRTUA MEMORIAL HOSPITAL BURLINGTON COUNTY			2	100%	2
LOWELL GENERAL HOSPITAL			2	100%	2
CGH MEDICAL CENTER			2	100%	2
Cleveland Clinic Weston			2	100%	2
UC CORAL GABLES			2	100%	2
WHOLE CHILD PEDIATRICS			2	100%	2
MAKO MEDICAL			2	100%	2
CARL R DARNALL ARMY MEDICAL CENTER			2	100%	2
VIDANT MEDICAL CENTER			2	100%	2
CARENOW URGENT CARE - LAKE MARY			2	100%	2
MARSHFIELD LABORATORIES			2	100%	2
WALGREENS # 05818		2			2
WALGREENS #03136		2			2
LEESBURG REGIONAL MEDICAL CENTER		1	1	50%	2
W. FRANK WELLS NURSING HOME			2	100%	2
GREENVILLE MEMORIAL HOSPITAL LAB			2	100%	2
NORTHPORT MEDICAL CENTER LAB		2			2
TALLAHASSEE MEMORIAL HEALTHCARE FAMILY MED RESIDENCY			2	100%	2
MEDICAL CENTER ENTERPRISE			2	100%	2
COMMONWEALTH OF MASSACHUSETTS			2	100%	2
RASHDA ALBIBI M.D. P.A.			2	100%	2
PRIMECARE OF DOTHAN-DALEVILLE CLINIC		2			2
QUEST DIAGNOSTICS-OCALA-SW HIGHWAY 200		2			2
MOUNT SINAI HOSPITAL LABORATORY		1	1	50%	2
MEDLABS DIAGNOSTICS		2			2
LAB CORP PHOENIX			2	100%	2
CENTRA CARE WINTER HAVEN		1	1	50%	2
PRACTICE MANAGEMENT OF AMERICA, INC.			2	100%	2
ALTRU DIAGNOSTICS INC			2	100%	2
NEBRASKA MEDICAL CENTER			2	100%	2
RIVERVIEW MEDICAL CLINIC		2			2
LAKESIDE OAKS			2	100%	2
NEW YORK STATE DEPARTMENT OF HEALTH		1	1	50%	2

COVID-19: testing by laboratory

Data through Sep 25, 2020 verified as of Sep 26, 2020 at 09:25 AM

Data in this report are provisional and subject to change.

The numbers in the table below represent the number of Florida and non-Florida residents for whom test results were received by the Department of Health. A person can be tested by more than one laboratory and can have both positive and negative results. **Therefore, the sum of the numbers in each column will be larger than the total number of people tested.**

Reporting lab	Inconclusive	Negative	Positive	Percent positive	Total
CONEMAUGH MEMORIAL MEDICAL CENTER		2			2
COMPUNET CLINICAL LAB			2	100%	2
LAKEWOOD RANCH ER 24/7			2	100%	2
RAINBOW PEDIATRICS			2	100%	2
MANDARIN PEDIATRICS			2	100%	2
COLORADO DEPARTMENT OF HEALTH LABORATORY SERVICES DIVISION			2	100%	2
MADISON COUNTY HEALTH DEPARTMENT		2			2
MAILBOX DIAGNOSTICS		1	1	50%	2
RAPID CITY RUGENT CARE			2	100%	2
OHIO DEPARTMENT OF HEALTH LABORATORY		2			2
PRORENATA LABS			2	100%	2
ORANGE COUNTY HEALTH DEPT			2	100%	2
NORTHWELL HEALTH			2	100%	2
APOLLO SURGERY CENTER			2	100%	2
COASTAL MEDICAL LAB			2	100%	2
ROCKEFELLER UNIVERSITY CLINICAL GENOMICS LABORATOR		2			2
ADVENTHEALTH FAMILY MEDICINE AT TUSKAWILLA		2			2
QUEENS HOSPITAL CENTER		2			2
ADVENTHEALTH CENTRA CARE- SANDLAKE		2			2
PRECISION DIAGNOSTICS INC - NJ		2			2
NORTH DAKOTA DEPT OF HEALTH MICROBIOLOGY			2	100%	2
NLC LABS			2	100%	2
State Lab Unspecifd			2	100%	2
JOHN D. ARCHBOLD MEM. HOSPITAL			2	100%	2
MEDICAL CENTER LABORATORY			2	100%	2
OMNI			2	100%	2
MEMORIAL SLOAN KETTERING CANCER CENTER		1	1	50%	2
DARDEN WELLNESS CENTER		2			2
BAPTIST HEALTH EXPRESS CARE AT COUNTRY WALK			2	100%	2
NEW YORK STATE ELR - CENTREX CLINICAL LABS INC		2			2
SOUTHEAST GEORGIA HEALTH SYSTEM			2	100%	2
ATLANTIC CONSOLIDATED LABORATORY		2			2
OSWEGO HOSPITAL LABORATORY		2			2
NEW YORK STATE ELR - CHAMPLAIN VALLEY PHYSICIANS HOSPITAL		2			2
NEW YORK STATE ELR - ERIE COUNTY PUBLIC HEALTH CLINICAL		2			2
GEORGIA DEPARTMENT OF PUBLIC HEALTH			2	100%	2
LABORATORY CORPORTATION OF AMERICA		1	1	50%	2
STEWART ST ELIZABETH MEDICAL CENTER			2	100%	2
MINUTE CLINIC, LLC DBA MINUTECLINIC #4505		2			2
MINUTECLINIC DIAGNOSTIC		1	1	50%	2
FEDERAL CORRECTIONAL INSTITUTION MARIANNA			2	100%	2
BAPTIST HEALTH MEDICAL CENTER			2	100%	2
SCDHEC BUREAU OF LABORATORIES			2	100%	2
CELERION			2	100%	2
BRITO MEDICAL CENTER			2	100%	2
MEYER PEDIATRICS			2	100%	2

COVID-19: testing by laboratory

Data through Sep 25, 2020 verified as of Sep 26, 2020 at 09:25 AM

Data in this report are provisional and subject to change.

The numbers in the table below represent the number of Florida and non-Florida residents for whom test results were received by the Department of Health. A person can be tested by more than one laboratory and can have both positive and negative results. **Therefore, the sum of the numbers in each column will be larger than the total number of people tested.**

Reporting lab	Inconclusive	Negative	Positive	Percent positive	Total
FLORIDA MEDICAL SPECIALISTS		2			2
PREMIER MEDICAL LABORATORY			2	100%	2
URGENT CARE WEST CLINIC			2	100%	2
NORTHEAST ALABAMA REGIONAL MEDICAL CENTER		1	1	50%	2
ONSLow MEMORIAL HOSPITAL LABORATORY		2			2
FAMILY MEDICINE AT WATERMAN		2			2
PIEDMONT HOSPITAL LAB			2	100%	2
NATIONWIDE LABORATORY SERVICES		1	1	50%	2
JACKSON LABORATORY OF GENOMIC MEDICINE		2			2
TRICORE REFERENCE LABORATORY		1	1	50%	2
PHYSICIANS LABORATORY SERVICES			2	100%	2
PALOS COMMUNITY HOSPITAL LABORATORY			2	100%	2
MINUTECLINIC DIAGNOSTIC OF PENNSYLVANIA, LLD #1545		2			2
MID-HUDSON VALLEY DIVISION OF WESTCHESTER MEDICAL		2			2
SARASOTA MEMORIAL MEDICAL URGENT CARE CENTER			2	100%	2
VIGILINT HEALTHCARE		1	1	50%	2
FCHC (OB)-DARWIN SQUARE CTR.			2	100%	2
PATHLINE			2	100%	2
CAREFAST MURABELLA		2			2
RAINY LAKE MEDICAL CENTER			2	100%	2
LEXINGTON MEDICAL CENTER			2	100%	2
NEW YORK STATE ELR - AUBURN COMMUNITY HOSPITAL		2			2
MUNSON MEDICAL CENTER			2	100%	2
ACL LABORATORIES INDUSTRIAL TOXICOLOGY			2	100%	2
FLORIDA HEALTH CARE PLANS			2	100%	2
NEW YORK STATE ELR - FLUSHING HOSPITAL MEDICAL CENTER		1	1	50%	2
SOUTHEASTERN PEDIATRIC ASSOCIATES			2	100%	2
GROVES CENTER			2	100%	2
ADVANCED URGENT CARE CENTER OF THE UPPER KEYS			2	100%	2
SIMED LABORATORY		1	1	50%	2
NORTH PINELLAS CHILDRENS MEDICAL CENTER			2	100%	2
UNIVERSITY OF MICHIGAN		2			2
QUEST DIAGNOSTICS-OCALA-SE 3RD		2			2
CUMBERLAND MEDICAL CENTER INC		2			2
BMC/JACSONVILLE		1			1
BASCOM PALMER-MICRO LAB			1	100%	1
CLEVELAND CLINIC OHIO LABORATORIES			1	100%	1
CRESTVIEW REHABILITATION CENTER			1	100%	1
BLUEWATER TOXICOLOGY			1	100%	1
AVANTE INVERNESS			1	100%	1
DHEC - S.C PUBLIC HEALTH LAB			1	100%	1
HARDIN MEMORIAL HOSPITAL - HEARTLAND PATHOLOGY CONSULTANTS			1	100%	1
CLERMONT HEALTH AND REHAB			1	100%	1
HILTON HEAD HOSPITAL/INPATIENT			1	100%	1
DE TAR HOSPITAL			1	100%	1
ADVANCED URGENT CARE OF MARATHON			1	100%	1

COVID-19: testing by laboratory

Data through Sep 25, 2020 verified as of Sep 26, 2020 at 09:25 AM

Data in this report are provisional and subject to change.

The numbers in the table below represent the number of Florida and non-Florida residents for whom test results were received by the Department of Health. A person can be tested by more than one laboratory and can have both positive and negative results. **Therefore, the sum of the numbers in each column will be larger than the total number of people tested.**

Reporting lab	Inconclusive	Negative	Positive	Percent positive	Total
CAREWELL URGENT CARE FITCHBURG			1	100%	1
CHP COVID-19 (TX)			1	100%	1
CULVER CITY URGENT CARE			1	100%	1
CRUC CMCH-COVID-19		1			1
ATHENS LIMESTONE HOSPITAL		1			1
ADVENT HEALTH PRIMARY CARE AT OWASA			1	100%	1
CVS UT2297068CV SALT LAKE CITY		1			1
BARBARA O'REILLY MD PA		1			1
GEORGETOWN URGENT CARE			1	100%	1
DUKE UNIVERSITY POINT OF CARE TESTING PROGRAM			1	100%	1
SKY RIDGE MEDICAL CENTER - MICRO			1	100%	1
GEORGE WASHINGTON UNIVERSITY HOSPITAL			1	100%	1
SHAMRA MEDICAL LABORATORY			1	100%	1
FLORIDA KEYS PED AND ADOLES CTR			1	100%	1
TIMPANOGOS REGIONAL HOSPITAL			1	100%	1
UNITED MEMORIAL MEDICAL CENTER			1	100%	1
CONWAY MEDICAL CENTER			1	100%	1
CSL PLASMA			1	100%	1
THE WOLFF CENTER FOR CHILD & ADOLESCENT HEALTH			1	100%	1
UPMC NORTHWEST HOSPITAL			1	100%	1
UNKN			1	100%	1
TIEHH BIOTERRORISM RESPONSE LAB			1	100%	1
CFCH - FROSTPROOF			1	100%	1
UMASS MEMORIAL MEDICAL CENTER, INC		1			1
TITUSVILLE FAMILY PRACTICE			1	100%	1
CAREWELL JW - WORCESTER LNC			1	100%	1
CHESAPEAKE REGIONAL MEDICAL CENTER			1	100%	1
TRUMAN MEDICAL CENTER - HOSPITAL HILL			1	100%	1
TEXAS MEDCLINIC			1	100%	1
VIVEX/UMTB BIOMEDICAL			1	100%	1
BEAUMONT REFERENCE LABORATORY			1	100%	1
BELLIN HEALTH LAB			1	100%	1
STANLY REGIONAL MEDICAL CENTER			1	100%	1
GIFFORD MEMORIAL HOSPITAL		1			1
ACCESSLAB		1			1
APS-SUMMIT CARE PHARMACY, LLC DBA OMNICARE		1			1
VA HOSPITAL PATH & LAB			1	100%	1
US SPECIALTY LABS			1	100%	1
TENNOVA HEALTHCARE - CLEVELAND			1	100%	1
TAMPA		1			1
BRANDON REGIONAL EMERGENCY CTR			1	100%	1
DEPARTMENT OF HEALTH AND HUMAN SERVICES DIVISION OF BEHAVIORAL HEALTH		1			1
VAIL VALLEY MEDICAL CENTER			1	100%	1
WEST KENDALL HOSPITAL			1	100%	1
WEST VIRGINIA UNIVERSITY HOSPITALS			1	100%	1
ARIZONA STATE LABORATORY			1	100%	1

COVID-19: testing by laboratory

Data through Sep 25, 2020 verified as of Sep 26, 2020 at 09:25 AM

Data in this report are provisional and subject to change.

The numbers in the table below represent the number of Florida and non-Florida residents for whom test results were received by the Department of Health. A person can be tested by more than one laboratory and can have both positive and negative results. **Therefore, the sum of the numbers in each column will be larger than the total number of people tested.**

Reporting lab	Inconclusive	Negative	Positive	Percent positive	Total
ARKANSAS DEPARTMENT OF HEALTH			1	100%	1
AUSTIN REGIONAL CLINIC MICROBIOLOGY LAB			1	100%	1
CHRISTIANA HOSPITAL		1			1
WEST COAST CLINICAL LABS INC			1	100%	1
ST VINCENT'S ST CLAIR HOSPITAL LABORATORY		1			1
DELTON HEALTH CARE			1	100%	1
ADVANCED LABORATORY SERVICES			1	100%	1
ALABAMA CLINICS			1	100%	1
ALPHA CLINICAL LABORATORY CORP.			1	100%	1
COMPREHENSIVE CHILDCARE			1	100%	1
DAVID LAWRENCE CENTER			1	100%	1
AVERA ST. MARY'S HOSPITAL			1	100%	1
CALIFORNIA PUBLIC HEALTH LABORATORY			1	100%	1
BIOMERIEUX			1	100%	1
UT AUSTIN UNIVERSITY HEALTH SERVICES			1	100%	1
THE HEART HOSPITAL BAYLOR PLANO			1	100%	1
CELEBRATION HOSPITAL			1	100%	1
UNIVERSITY LAB			1	100%	1
CANDLER HOSPITAL			1	100%	1
WALGREENS #06961		1			1
SV MOBILE HEALTH			1	100%	1
SUMMIT LABORATORY			1	100%	1
CAROMONT HEALTH			1	100%	1
VA GREATER LOS ANGELES HEALTH CARE SYSTEM			1	100%	1
CARITHERS PEDIATRIC GROUP			1	100%	1
TENNESSEE DOH - KNOXVILLE			1	100%	1
CQUENTIA NGS, LLC			1	100%	1
CRESTWOOD MEDICAL CENTER		1			1
BAPTIST HEALTH			1	100%	1
NEW YORK STATE ELR - MERCY MEDICAL CENTER		1			1
SURETOX LABORATORY LLC			1	100%	1
NEW YORK STATE ELR - ST BARNABAS HOSPITAL		1			1
SYNERGENE LABORATORY			1	100%	1
ADVANCED MEDICAL GROUP			1	100%	1
ACCESS HEALTH CARE PHYSICIANS			1	100%	1
MOSAIC MEDICAL CENTER MARYVILLE			1	100%	1
AFC PATRIOT URGENT CARE			1	100%	1
NAVAL MEDICAL CENTER			1	100%	1
ADVANCED MEDICAL LABORATORIES (AML)			1	100%	1
UF STUDENT HEALTH CARED CENTER			1	100%	1
BROOKSVILLE REGIONAL HOSPITAL			1	100%	1
BLUFFTON HEALTH CENTER			1	100%	1
BLOOD SYSTEMS LABORATORIES			1	100%	1
BOULDER COMMUNITY HOSPITAL			1	100%	1
SCIENTIA DIAGNOSTICS			1	100%	1
CAH ACQUISITION COMPANY 11 LLC			1	100%	1

COVID-19: testing by laboratory

Data through Sep 25, 2020 verified as of Sep 26, 2020 at 09:25 AM

Data in this report are provisional and subject to change.

The numbers in the table below represent the number of Florida and non-Florida residents for whom test results were received by the Department of Health. A person can be tested by more than one laboratory and can have both positive and negative results. **Therefore, the sum of the numbers in each column will be larger than the total number of people tested.**

Reporting lab	Inconclusive	Negative	Positive	Percent positive	Total
BRANDON OUTREACH CLINIC			1	100%	1
BAYFRONT HEALTH DADE CITY			1	100%	1
STEPHENS COUNTY HOSPITAL			1	100%	1
BAYCARE OUTREACH LAB			1	100%	1
ST MARY'S OF SAGINAW		1			1
COLOR GENOMICS, INC.			1	100%	1
SPECTRUM ADVANCED TECHNOLOGY LABORATORY			1	100%	1
BAYLOR COLLEGE OF MEDICINE			1	100%	1
UNIVERSITY OF MARYLAND PATHOLOGY ASSOCIATES			1	100%	1
BRISTOL REGINAL MEDICAL CENTER			1	100%	1
YUMA REGIONAL MEDICAL CENTER			1	100%	1
WASHINGTON STATE DEPARTMENT OF HEALTH PUBLIC HEALTH LABORATORIES			1	100%	1
WYOMING COUNTY COMMUNITY HOSPITAL LABORATORY		1			1
CENTRAL DUPAGE HOSPITAL			1	100%	1
CENTRA CARE DR. PHILLIPS			1	100%	1
MINUTE CLINIC DIAGNOSTIC OF VIRGINIA		1			1
BAYONET POINT HOSPITAL LAB			1	100%	1
BAPTIST OUTPATIENT SERVICES			1	100%	1
WESTOX LABS		1			1
BAPTIST HEALTH LEXINGTON			1	100%	1
ALABAMA REFERENCE LAB			1	100%	1
WELLINGTON WEST 100176			1	100%	1
BIODORON LABORATORIES			1	100%	1
ADVENTHEALTH CENTRA CARE - KIDS LAKE MARY		1			1
CLINICAL LABORATORY DEPARTMENT			1	100%	1
MINUTECLINIC DIAGNOSTICS MEDICAL GROUP		1			1
ADVANCED URGENT CARE LLC			1	100%	1
DALLAS MEDICAL CENTER			1	100%	1
CORTLAND REGIONAL MEDICAL CENTER		1			1
CONSULATE HEALTH CARE SAFETY HARBOR			1	100%	1
WALGREENS #07636		1			1
WALGREENS #10275		1			1
CENTRAL FLORIDA PEDIATRICS			1	100%	1
CHATSWORTH ASSISTED LIVING COMMUNITY AT PGA NATIONAL			1	100%	1
CLEVELAND TENNESSEE HOSPITAL COMPANY		1			1
AHEC CLINIC		1			1
WALGREENS #02798		1			1
BOSTON MEDICAL CENTER			1	100%	1
DSI LABORATORIES-NAPLES-7TH			1	100%	1
DOTHAN PEDIATRIC CLINIC			1	100%	1
DESERT HOSPITAL/CPHU CLINICAL LABORATORY			1	100%	1
RIVIERA BEACH HEALTH CENTER LAB			1	100%	1
JACKSON MADISON CO. GEN. HOSPITAL			1	100%	1
EDGAR PRICE FAMILY & CHILDREN HEALTHCARE CENTER			1	100%	1
EAR NOSE AND THROAT ASSOCIATES OF MANATEE, P.A.		1			1
QUEST DIAGNOSTICS-WEST HILLS		1			1

COVID-19: testing by laboratory

Data through Sep 25, 2020 verified as of Sep 26, 2020 at 09:25 AM

Data in this report are provisional and subject to change.

The numbers in the table below represent the number of Florida and non-Florida residents for whom test results were received by the Department of Health. A person can be tested by more than one laboratory and can have both positive and negative results. **Therefore, the sum of the numbers in each column will be larger than the total number of people tested.**

Reporting lab	Inconclusive	Negative	Positive	Percent positive	Total
LAKEVIEW REGIONAL HOSPITAL			1	100%	1
LIBERTY HEALTH CENTER			1	100%	1
CVS PHARMACY, INC DBA CVS/PHARMACY #00988		1			1
LABCORP KANSAS CITY			1	100%	1
CLIFTON-FINE HOSPITAL LABORATORY		1			1
CVS/PHARMACY # 07762		1			1
HYDE PARK MEDICAL CENTER		1			1
BABTIST HOSPITAL			1	100%	1
ASCENSION ST. MICHAEL'S HOSPITAL LAB			1	100%	1
BAYSTATE MEDICAL CENTER			1	100%	1
BERKSHIRE MEDICAL CENTER			1	100%	1
BEAUFORT MEMORIAL			1	100%	1
HOUSTON HEALTH DEPARTMENT - BUREAU OF LABORATORY SERVICES			1	100%	1
AMD			1	100%	1
AFFINITY URGENT CARE			1	100%	1
CHARLOTTE CHD PORT CHARLOTTE		1			1
ANGEL KIDS PEDIATRICS- NORMANDY LOCATION		1			1
BEAUMONT HOSPITAL, GROSSE POINTE			1	100%	1
SAINT BARNABAS MEDICAL CENTER		1			1
CAREWELL 203			1	100%	1
DERMDX, DIV OF AURORA DIAGNOSTICS/BERNHARDT LAB		1			1
DELAWARE DIAGNOSTICS LABS			1	100%	1
CVS/PHARMACY #12000		1			1
QUICK CARE MED PL CR		1			1
AUGUSTA HEALTH CLINICAL LABORATORY			1	100%	1
OXY-GENLAB			1	100%	1
EAST FL CORE LAB			1	100%	1
QUEST DIAGNOSTICS INC		1			1
RIVERSIDE METHODIST HOSPITAL LAB			1	100%	1
CHIEFLAND MEDICAL CENTER			1	100%	1
CATHOLIC HEALTH SYSTEM DEPT LABORATORY		1			1
CITRUS PARK			1	100%	1
REFERENCE LABORATORY			1	100%	1
BARDMOOR LABORATORY			1	100%	1
CLIFFORD CHESTER SIMS VA NURSING HOME			1	100%	1
DMC UNIVERSITY LABORATORIES		1			1
EAST TENNESSEE STATE UNIVERSITY		1			1
BAYSHORE LABORATORY			1	100%	1
CAROLINAS HEALTHCARE SYSTEM LAB			1	100%	1
CEDARS-SINAI MEDICAL CENTER			1	100%	1
CBC LAB			1	100%	1
MARYLAND DEPARTMENT OF HEALTH AND MENTAL HYGIENE-LABORATORIES			1	100%	1
AFFILIATED LABORATORIES INC			1	100%	1
ALLIANCE LABORATORY SERVICES			1	100%	1
AFTER HOURS PEDIATRICS			1	100%	1
ADVENTIST HINSDALE HOSPITAL LABORATORY			1	100%	1

COVID-19: testing by laboratory

Data through Sep 25, 2020 verified as of Sep 26, 2020 at 09:25 AM

Data in this report are provisional and subject to change.

The numbers in the table below represent the number of Florida and non-Florida residents for whom test results were received by the Department of Health. A person can be tested by more than one laboratory and can have both positive and negative results. **Therefore, the sum of the numbers in each column will be larger than the total number of people tested.**

Reporting lab	Inconclusive	Negative	Positive	Percent positive	Total
MEDCOMP SCIENCES, LLC			1	100%	1
MEDICAL CLINIC OF HOUSTON			1	100%	1
PATHGROUP LABS, LLC			1	100%	1
SMITH KLINE			1	100%	1
SILVERMAN			1	100%	1
LABCORP - SARASOTA		1			1
SOLARIS NORTH NAPLES		1			1
LabCorp L#09258090 M#09258105			1	100%	1
SCIENTIFIC LABORATORY COMPANY		1			1
LAKE LURE HEALTH CENTER			1	100%	1
SHARON REGIONAL MEDICAL CENTER			1	100%	1
LAFAYETTE NURSING AND REHAB			1	100%	1
LABCORP - JACKSONVILLE			1	100%	1
FLORIDA CANCER SPECIALISTS AND RESEARCH			1	100%	1
FLORIDA DEPARTMENT OF HEALTH PALM BEACH COUNTY			1	100%	1
STANFORD HEALTH CARE ANATOMIC PATHOLOGY & CLINICAL LAB			1	100%	1
ST. VINCENT HOSPITAL			1	100%	1
FLORIDA HOSPITAL LAB			1	100%	1
IGENEX INC		1			1
JEFFERSON WASHINGTON TOWNSHIP HOSPITAL		1			1
ST JOHNS EPISCOPAL HOSPITAL SOUTH SHORE		1			1
SPRING HILL REGIONAL HOSPITAL			1	100%	1
NOVANT HEALTH PRESBYTERIAN			1	100%	1
NORTHSIDE HOSPITAL DULUTH			1	100%	1
NORTH CAROLINA STATE LABORATORY OF PUBLIC HEALTH, SPECTRUM LAB NETWORK			1	100%	1
NORTH RIVER FAMILY HEALTH CENTER			1	100%	1
NORTH SHORE MEDICAL CENTER - SALEM HOSPITAL			1	100%	1
PINNACLE DIALYSIS		1			1
NEW YORK STATE ELR - MONTEFIORE MEDICAL CENTER LABORATORIES - WEILER			1	100%	1
PEDIATRIC HEALTHCARE ALLIANCE			1	100%	1
PERDIDO URGENT CARE			1	100%	1
ORANGE COUNTY HEALTH DEPARTMENT		1			1
MEDONE URGENT CARE			1	100%	1
MEDSTAR HEALTH URGENT CARE			1	100%	1
MARION COUNTY HEALTH DEPARTMENT			1	100%	1
MC DIAGNOSTIC OF CONNECTICUT PC #459		1			1
PRIMEX CLINICAL LABORATORIES INC			1	100%	1
NAPLES URGENT CARE			1	100%	1
NEW YORK CITY DEPARTMENT OF HEALTH			1	100%	1
MORTON PLANT			1	100%	1
PATHOLOGY REFERENCE LAB LLC			1	100%	1
FIRST QUALITY LABORATORY			1	100%	1
MERCY - NORTH IOWA			1	100%	1
SPECTRUM LABORATORY			1	100%	1
ST. MARY MEDICAL CENTER		1			1
MEMORIAL HEALTH UNIVERSITY MEDICAL CENTER			1	100%	1

COVID-19: testing by laboratory

Data through Sep 25, 2020 verified as of Sep 26, 2020 at 09:25 AM

Data in this report are provisional and subject to change.

The numbers in the table below represent the number of Florida and non-Florida residents for whom test results were received by the Department of Health. A person can be tested by more than one laboratory and can have both positive and negative results. **Therefore, the sum of the numbers in each column will be larger than the total number of people tested.**

Reporting lab	Inconclusive	Negative	Positive	Percent positive	Total
SOUTHWEST REGIONAL PCR LABORATORY			1	100%	1
MERITUS MEDICAL CENTER			1	100%	1
MILFORD REGIONAL HOSPITAL			1	100%	1
MERCYONE DES MOINES MEDICAL CENTER			1	100%	1
WOMEN'S CARE FLORIDA LABORATORY			1	100%	1
MEDICAL CENTER OF CENTRAL GEORGIA			1	100%	1
MARINA DEL REY HOSPITAL LAB			1	100%	1
MARYLAND DEPARTMENT OF HEALTH AND MENTAL HYGIENE			1	100%	1
TMH CANCER CENTER LABORATORY			1	100%	1
MAIMONIDES MEDICAL CENTER		1			1
TGH Brandon Healthplex Laboratory			1	100%	1
TENNESSEE VALLEY HCS			1	100%	1
MDS PHARMA SERVICES		1			1
MD NOW URGENT CARE CENTER INC.			1	100%	1
TENNOVA ER - SANGO			1	100%	1
UNIVERSITY OF IOWA HOSPITALS & CLINICS			1	100%	1
PEACHEALTH LABORATORIES		1			1
UT PATH			1	100%	1
UNKNOWN - MI			1	100%	1
TWIN			1	100%	1
ESOTERIX GENETIC LABORATORIES		1			1
SUNY UPSTATE MEDICAL UNIVERSITY			1	100%	1
THE CHILDREN'S HOSPITAL OF PHILADELPHIA		1			1
PINELLAS CHD - CLEARWATER			1	100%	1
UW HOSPITAL AND CLINICS			1	100%	1
MISSOURI DEPARTMENT OF HEALTH AND SENIOR SERVICES - STATE PH LAB		1			1
MIZELL MEMORIAL HOSPITAL			1	100%	1
Walker BaptistMedCtr			1	100%	1
WALK IN URGENT CARE			1	100%	1
MONMOUTH MEDICAL CENTER		1			1
VELOCITY CARE			1	100%	1
NORTHWEST FLORIDA CLINICAL LAB			1	100%	1
VILKOR SCIENTIFIC			1	100%	1
NEIGHBORCARE PHARMACY SERVICES		1			1
PRISMA HEALTH TUOMEY LABORATORY			1	100%	1
RIDGEWOOD DIAGNOSTIC LABORATORY			1	100%	1
RHEA MEDICAL CENTER		1			1
LAKELAND MEDICAL CENTER			1	100%	1
RIVERSIDE COUNTY PUBLIC HEALTH LABORATORY			1	100%	1
RENOWN REGIONAL MEDICAL CENTER			1	100%	1
LATE HOURS URGENT CARE			1	100%	1
LUMICO LIFE INSURANCE COMPANY		1			1
REMISE OCCUPATIONAL HEALTH SOLUTIONS INC			1	100%	1
REGIONAL MEDICAL LABORATORY			1	100%	1
ELMHURST MEMORIAL HOSPITAL			1	100%	1
JACKSON CLINIC PA,THE			1	100%	1

COVID-19: testing by laboratory

Data through Sep 25, 2020 verified as of Sep 26, 2020 at 09:25 AM

Data in this report are provisional and subject to change.

The numbers in the table below represent the number of Florida and non-Florida residents for whom test results were received by the Department of Health. A person can be tested by more than one laboratory and can have both positive and negative results. **Therefore, the sum of the numbers in each column will be larger than the total number of people tested.**

Reporting lab	Inconclusive	Negative	Positive	Percent positive	Total
FINLAY		1			1
FLORIDA KEYS PED & ADOLES CTR			1	100%	1
FLORIDA HOSPITAL APOPKA			1	100%	1
EXPRESSCARE URGENT CARE CENTER			1	100%	1
EMERALD COAST HOSPICE - CRESTVIEW		1			1
LABCORP-PORT ST.LUCIE		1			1
JOHN D. ARCHBOLD MEMORIAL HOSPITAL			1	100%	1
KANSAS DEPARTMENT OF HEALTH			1	100%	1
PALMETTO PRIMARY CARE PHYSICIANS			1	100%	1
PALM SPRINGS GENERAL HOSPITAL			1	100%	1
PENINSULA REGIONAL MED CTR LAB			1	100%	1
PEDIATRIC ASSOCIATES - JACKSONVILLE			1	100%	1
NAVAL BRANCH MEDICAL CLINIC			1	100%	1
NORTH BROWARD MEDICAL CENTER			1	100%	1
OAKWOOD HOSPITAL - SOUTHSHORE			1	100%	1
NEW YORK UNIVERSITY MEDICAL CENTER			1	100%	1
NITE LITE PEDIATRICS - JACKSONVILLE		1			1
MONROE COUNTY HEALTH DEPARTMENT			1	100%	1
METRO HEALTH HOSPITAL LABORATORY		1			1
PROPATH			1	100%	1
MAGNOLIA ADULT, LLC			1	100%	1
MARCO ISLAND HOSPITAL INC D/B/A			1	100%	1
PRIME CARE FAMILY MEDICINE			1	100%	1
MIAMI BEACH URGENT CARE			1	100%	1
MINUTECLINIC DIAGNOSTIC OF VIRGINIA, LLC #10454		1			1
PRACTITIONERS IN MOTION			1	100%	1
POMONA VALLEY COMMUNITY HOSPITAL			1	100%	1
INTERSCIENCE DIAGNOSTIC LABORATORY		1			1
MISSION HOSPITAL			1	100%	1
NDX-CORE LAB			1	100%	1
MCH PHYSICIANS GROUP			1	100%	1
Lourdes Hospital			1	100%	1
NEW GEN LABS			1	100%	1
OCALA FAMILY MEDICAL CENTER		1			1
ONPOINT URGENT CARE			1	100%	1
LABCORP RICHMOND			1	100%	1
NORTON HEALTHCARE			1	100%	1
MID FLORIDA CLINICAL LABORATORY			1	100%	1
SANTA MONICA CA-UCLA MC			1	100%	1
SOUTH LAKE FAMILY HEALTH CENTER			1	100%	1
QUEST - HOUSTON LAB			1	100%	1
NATIONAL JEWISH HEALTH			1	100%	1
MERCY HEALTH LAB			1	100%	1
MERITER LABORATORIES			1	100%	1
MEDICAL UNIVERSITY SC HOSPITAL			1	100%	1
MHS LAB		1			1

COVID-19: testing by laboratory

Data through Sep 25, 2020 verified as of Sep 26, 2020 at 09:25 AM

Data in this report are provisional and subject to change.

The numbers in the table below represent the number of Florida and non-Florida residents for whom test results were received by the Department of Health. A person can be tested by more than one laboratory and can have both positive and negative results. **Therefore, the sum of the numbers in each column will be larger than the total number of people tested.**

Reporting lab	Inconclusive	Negative	Positive	Percent positive	Total
MERCY MEDICAL CENTER			1	100%	1
HEALTH ALLIANCE			1	100%	1
HARLEM HOSPITAL CENTER		1			1
GOLDING-GRANADO MEDICAL ASSOCIATES		1			1
GREENTREE MEDICAL CENTER			1	100%	1
GRAND VIEW HOSPITAL			1	100%	1
HENRY FORD WEST BLOOMFIELD HOSPITAL			1	100%	1
HIGHLANDS CLINICAL LABORATORY			1	100%	1
HEALGEN SCIENTIFIC			1	100%	1
HEARTLAND REGIONAL MEDICAL CENTER		1			1
FLORIDA HOSPITAL WINTER GARDEN			1	100%	1
INTERNATIONAL MEDICAL LABORATORY		1			1
INTERMOUNTAIN MEDICAL CENTER			1	100%	1
ORMC-ARDEN/EOI			1	100%	1
PLANT CITY PEDIATRICS		1			1
INNOVATIVE COVID-DIVERSEY			1	100%	1
FHCP-ORANGE CITY			1	100%	1
FLORIDA EPIDEMIOLOGY PROGRAM			1	100%	1
INFECTION CONTROL DEPT			1	100%	1
INDIAN RIVER CLINICAL LABORATORY, INC.		1			1
LUCID DIAGNOSTICS LABS			1	100%	1
KEY WEST BRANCH MEDICAL CLINIC			1	100%	1
LABCORP - LADY LAKE			1	100%	1
KETTERING MEDICAL CENTER			1	100%	1
WILMINGTON VA MEDICAL CENTER			1	100%	1
WALGREENS #03234		1			1
VIRGINIA DEPT OF HEALTH OFFICE OF EPIDEMIOLOGY			1	100%	1
NOT GIVEN			1	100%	1
LEGACY ER & URGENT CARE - FRISCO WEST			1	100%	1
WALGREEN		1			1
KENTUCKY CABINET FOR HEALTH AND FAMILY SERVICES			1	100%	1
SUNRISE DIAGNOSTIC LABORATORY			1	100%	1
GWINNETT MEDICAL CENTER			1	100%	1
GSM OCED Subsection			1	100%	1
GULFVIEW MEDICAL INSTITUTE		1			1
HANCOCK REGIONAL HOSPITAL		1			1
INNOVATIVE HEALTH DIAGNOSTIC OF CALIFORNIA			1	100%	1
JEFFERSON COUNTY HEALTH DEPARTMENT-MONTICELLO		1			1
HOLYOKE MEDICAL CENTER			1	100%	1
STARR COUNTY MEMORIAL HOSPITAL			1	100%	1
SUNY AT STONY BROOK			1	100%	1
POUDRE VALLEY HOSPITAL			1	100%	1
PORT SAINT JOHN FAMILY PRACTICE			1	100%	1
SYNAPSE ANALYTICAL LABS		1			1
ECLRS			1	100%	1
ST. LUCIE COUNTY HEALTH DEPARTMENT		1			1

COVID-19: testing by laboratory

Data through Sep 25, 2020 verified as of Sep 26, 2020 at 09:25 AM

Data in this report are provisional and subject to change.

The numbers in the table below represent the number of Florida and non-Florida residents for whom test results were received by the Department of Health. A person can be tested by more than one laboratory and can have both positive and negative results. **Therefore, the sum of the numbers in each column will be larger than the total number of people tested.**

Reporting lab	Inconclusive	Negative	Positive	Percent positive	Total
ESOTERIC LAB			1	100%	1
ENZO LABS INC			1	100%	1
ST. LUKE'S HOSPITAL - BETHLEHEM CAMPUS		1			1
PEACEHEALTH LABORATORIES			1	100%	1
US LABORATORIES			1	100%	1
MEDICAL ASSOCIATES OF CARTER		1			1
Masonic Medical Research Institute			1	100%	1
UW MEDICINE VIROLOGY LAB			1	100%	1
OHIO DEPARTMENT OF HEALTH			1	100%	1
PARKWAY REGIONAL MEDICAL CENTER LAB			1	100%	1
THYROID SPECIALTY LABORATORY			1	100%	1
UNITED LABORATORY SERVICES CORP			1	100%	1
OMNICARE PHARMACY OF TEXAS 1, LP		1			1
TAMPA GENERAL MEDICAL GROUP LABORATORY HEALTHPARK			1	100%	1
WYOMING PUBLIC HEALTH LAB			1	100%	1
LARGO MEDICAL CENTER INDIAN ROCKS			1	100%	1
HILLVIEW LABORATORY			1	100%	1
HUNT CLUB MEDICAL			1	100%	1
LAWRENCE GENERAL HOSPITAL			1	100%	1
WALGREENS # 7308		1			1
VAULT MEDICAL SERVICES			1	100%	1
LONG ISLAND JEWISH FOREST HILLS HOSPITAL		1			1
MAGNOLIA PEDIATRICS			1	100%	1
GLOBAL CENTRAL LABS AT PPD		1			1
DOCS URGENT CARE			1	100%	1
SELF REGIONAL HEALTHCARE			1	100%	1
SPARTANBURG REGIONAL MEDICAL CENTER			1	100%	1
SOUTHWEST FLORIDA DIVISION LAB			1	100%	1
EH FARGO HOSPITAL LABORATORY			1	100%	1
EXCEL URGENT CARE OF NJ			1	100%	1
FLORIDA COMMUNITY HEALTH CENTERS, INC.			1	100%	1
SANFORD PGA CH BUFFALO RIDGE SPRINGS		1			1
ERDOX		1			1
UNITED HEALTHCARE			1	100%	1
FIT4LIFE MEDICAL CENTER			1	100%	1
UNIVERSITY HOSPITALS OF CLEVELAND			1	100%	1
EXPRESS LAB LIVINGSTON			1	100%	1
FLORIDA MEDICAL CLINIC - MULTI SPECIALTY CAMPUS			1	100%	1
GAMMA HEALTHCARE, INC		1			1
GENESIS MICROBIOLOGY LAB		1			1
GALVESTON COUNTY HEALTH DISTRICT			1	100%	1
THOMAS HOSPITAL			1	100%	1
UNIVERSITY OF FLORIDA LAB-OUTPATIENT			1	100%	1
DOCTOR'S IN-HOUSE LAB/COMMUNITY HEALTH CENTERS OF PINELLAS - JOHNNIE R			1	100%	1
EAST BANK HOSPITAL - UNIVERSITY OF MINNESOTA MEDICAL CENTER			1	100%	1
VAULT HEALTH			1	100%	1

COVID-19: testing by laboratory

Data through Sep 25, 2020 verified as of Sep 26, 2020 at 09:25 AM

Data in this report are provisional and subject to change.

The numbers in the table below represent the number of Florida and non-Florida residents for whom test results were received by the Department of Health. A person can be tested by more than one laboratory and can have both positive and negative results. **Therefore, the sum of the numbers in each column will be larger than the total number of people tested.**

Reporting lab	Inconclusive	Negative	Positive	Percent positive	Total
DOCTOR'S WALK-IN CLINIC / QUEST DIAGNOSTICS			1	100%	1
UTMB PATHOLOGY CLINICAL SERVICES LABORATORY			1	100%	1
ESCAMBIA COUNTY JAIL		1			1
UNIVERSITY OF MISSOURI HEALTH CARE			1	100%	1
URGENT CARE NEW SMYRNA BEACH			1	100%	1
UPSON REGIONAL MEDICAL CENTER			1	100%	1
HAVASU REGIONAL MEDICAL CENTER			1	100%	1
SPECIALTY DRUG TESTING			1	100%	1
SPINE & PAIN CONSULTANT PLLC		1			1
SMITH NORTHVIEW HOSPITAL LAB			1	100%	1
ST VINCENT'S MEDICAL CENTER			1	100%	1
ST CATHERINE HOSPITAL LABORATORY			1	100%	1
SOFTLAB			1	100%	1
FALMOUTH BY THE SEA			1	100%	1
DUKE HEALTH REGIONAL HOSPITAL			1	100%	1
ELITE CARE			1	100%	1
SKIPPACK MEDICAL LAB			1	100%	1
PHYSICIANS IMMEDIATE CARE ELGIN			1	100%	1
PINELLAS PARK HEALTH CENTER - PINELLAS CHD			1	100%	1
OCEAN MEDICAL CENTER		1			1
PARADIGM LABORATORIES			1	100%	1
PROGENESIS INC			1	100%	1
SANFORD MOBILE LAB PGA TOUR		1			1
SCIENCE CARE			1	100%	1
RHODE ISLAND DEPARTMENT OF HEALTH			1	100%	1
ST.ELIZABETH HEALTH CENTER	1				1
VA OUT PATIENT CENTER			1	100%	1
UNIVERSITY OF MISSOURI HEALTHCARE			1	100%	1
INSPIRIT SENIOR LIVING			1	100%	1
VIBRANT AMERICA		1			1
LABCORP - HOLLYWOOD			1	100%	1
LABCORP SEATTLE			1	100%	1
LIFELINK TRANSPLANT INSTITUTE LAB			1	100%	1
UNIVERSITY OF BALTIMORE WASHINGTON MEDICAL CENTER			1	100%	1
LABCORP LAFAYETTE		1			1
ILLINOIS DEPT OF PUBLIC HEALTH LABS			1	100%	1
FIRST CHOICE MEDICAL PC			1	100%	1
FLORIDA DEPARTMENT OF HEALTH IN MIAMI DADE COUNTY			1	100%	1
FAMILY CARE PARTNERS			1	100%	1
SEA LEVEL LABS			1	100%	1
HACKENSACK UNIVERSITY MEDICAL CENTER		1			1
WALKIN MEDICAL URGENT CARE,NEW CITY			1	100%	1
WALGREENS #10125		1			1
HORIZON MEDICAL CENTER			1	100%	1
WARD MEMORIAL HOSPITAL		1			1
TUKA PEDIATRICS			1	100%	1

COVID-19: testing by laboratory

Data through Sep 25, 2020 verified as of Sep 26, 2020 at 09:25 AM

Data in this report are provisional and subject to change.

The numbers in the table below represent the number of Florida and non-Florida residents for whom test results were received by the Department of Health. A person can be tested by more than one laboratory and can have both positive and negative results. **Therefore, the sum of the numbers in each column will be larger than the total number of people tested.**

Reporting lab	Inconclusive	Negative	Positive	Percent positive	Total
Lab MSMC Hialeah			1	100%	1
LABCORP HOUSTON			1	100%	1
JS HEALTHCARE			1	100%	1
KANA MEDICAL			1	100%	1
LABORTORY COPRORATION OF AMERICA			1	100%	1
LAWNWOOD REGIONAL MED CENTER		1			1
WALGREENS #05362		1			1
LAKEVIEW HEALTH SYSTEMS			1	100%	1
WELLNOW URGENT CARE-OSWEGO			1	100%	1
IVAN, MAYA			1	100%	1
SIGNATURE CARE MIDLAND			1	100%	1
SCRIPPS CLINIC MEDICAL			1	100%	1
HAWAII DEPARTMENT OF HEALTH LAB			1	100%	1
HEALTH CENTERS AT BRENTWOOD			1	100%	1
SARKIS CLINICAL TRIALS			1	100%	1
SACRED HEART MEDICAL GROUP			1	100%	1
REGIONAL MEDICAL CENTER BAYONET POINT			1	100%	1
HENRICO DOCTOR'S LABORATORY			1	100%	1
SAINT JOSEPHS HOSPITAL OF ATLANTA			1	100%	1
Mt Sinai Aventura			1	100%	1
UNIVERSITY OF FLORIDA			1	100%	1
MEDICAL ARTS LABORATORY			1	100%	1
MID FLORIDA COMMUNITY SERVICES			1	100%	1
NEW YORK PRESBYTERIAN HOSPITAL			1	100%	1
UMASS MEMORIAL/MARLBORO HOSPITAL			1	100%	1
UF KANAPAHA LAB BEAKER		1			1
NFRC CLINICAL LAB			1	100%	1
NORDX			1	100%	1
MD ANDERSON			1	100%	1
VISTA DEL SOL MED ASSOC		1			1
LEESBURG FAMILY MEDICINE		1			1
WALGREENS # 19866		1			1
VITAE DIAGNOSTICS			1	100%	1
Viracor Eurofins			1	100%	1
VALLEY HOSPITAL MEDICAL CENTER		1			1
VA OUTPATIENT CLINIC			1	100%	1
LOYOLA UNIVERSITY MEDICAL CENTER LABORATORY			1	100%	1
MAYO CLINIC LABS			1	100%	1
Total	41,708	6,443,064	899,158	12%	7,383,930