

COVID-19: summary of persons monitored, persons tested, and cases

Data through Sep 17, 2020 verified as of Sep 18, 2020 at 09:25 AM

Data in this report are provisional and subject to change.

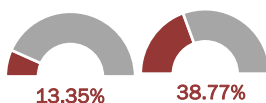
Monitored persons: people the Florida Department of Health was notified of for possible monitoring because they are a contact of a case, traveled from China, or were identified by the Centers for Disease Control and Prevention (CDC) as a part of a airline/ship contact investigation

Total reports	241,700
Total persons of high, medium, or unknown risk	238,046
High/medium/unknown risk still being monitored	17,672

Persons tested: Includes PCR and antigen test results received by the Department of Health from the state public health laboratory (BPHL), as well as commercial and hospital laboratories

	Florida residents	Non-Florida residents
Total tested	5,024,730	20,614
Positive	669,684	7,976
Negative	4,348,004	12,597
Inconclusive	7,042	41
Awaiting testing	3,837	33

Cumulative percent positivity (based on positive and negative results from March 1 - present)



Cases: people with positive PCR or antigen test result

Total cases	677,660
Florida residents	669,684
Non-Florida residents	7,976
Type of testing	
Florida residents	669,684
Positive by BPHL/CDC	23,979
Positive by commercial/hospital lab	645,705
PCR positive	655,976
Antigen positive	13,708
Non-Florida residents	7,976
Positive by BPHL/CDC	249
Positive by commercial/hospital lab	7,727
PCR positive	7,605
Antigen positive	371

Characteristics	
Florida residents hospitalized	42,234
Florida resident deaths	13,225
Non-Florida resident deaths	162

Hospitalized counts include anyone who was hospitalized at some point during their illness. It does not reflect the number of people currently hospitalized.

More information on deaths identified through death certificate data is available on the National Center for Health Statistics website at www.cdc.gov/nchs/nvss/vsrr/COVID19/index.htm.

Risk factors for Florida residents

Traveled	5,345
Contact with a known case	237,108
Traveled and contact with a known case	5,643
Neither	421,588
No travel and no contact	82,801
Travel is unknown	245,246
Contact is unknown	166,310
Contact is pending	154,758

Travel can be unknown and contact can be unknown or pending for the same case, these numbers will sum to more than the "neither" total.

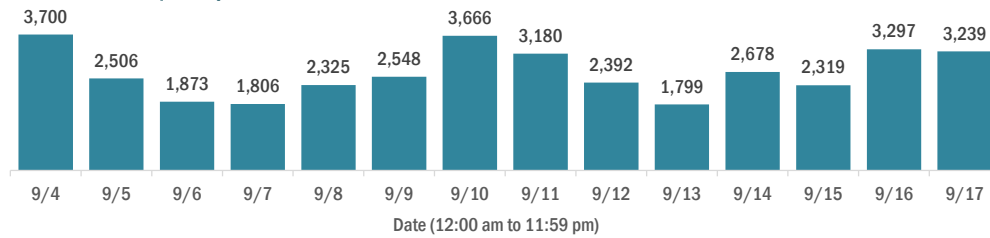
COVID-19: cases and laboratory testing over time

Data through Sep 17, 2020 verified as of Sep 18, 2020 at 09:25 AM

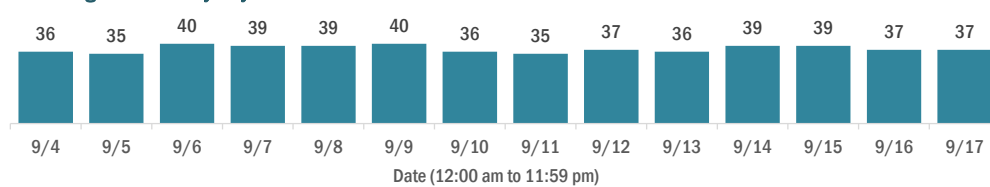
Data in this report are provisional and subject to change.

Cases in Florida residents per day for the past 2 weeks

Number of cases per day



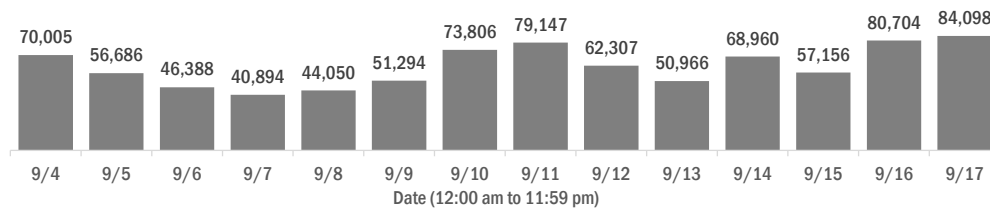
Median age of cases by day



Laboratory testing for Florida residents over the past 2 weeks

Number of Florida residents tested per day

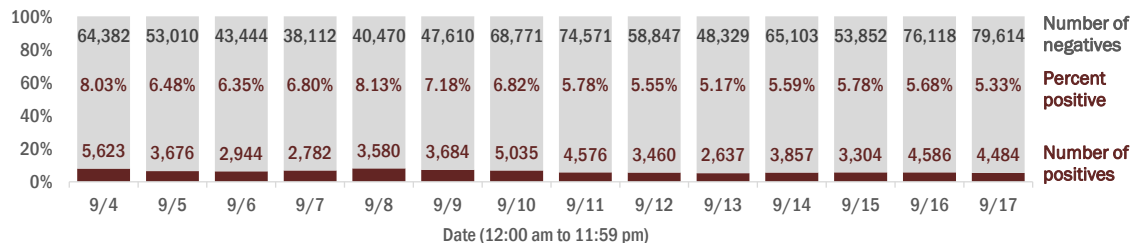
These counts include the number of people for whom the Department received PCR or antigen laboratory results by day. People tested on multiple days will be included for each day a new result was received. A person is only counted once for each day they are tested, regardless of whether multiple specimens are tested or multiple results are received.



Number and percent of Florida residents with positive test results

The percent of positive results ranged from 5.17% to 8.13% over the past 2 weeks and was 5.33% yesterday.

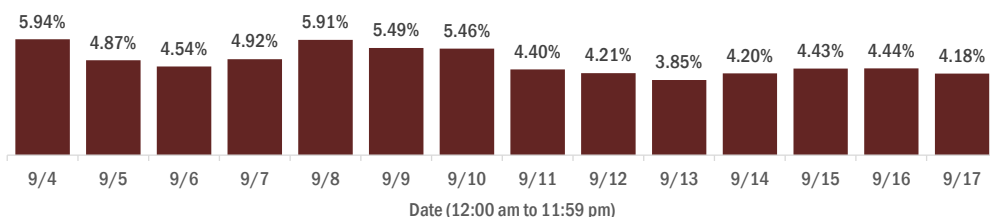
These counts include the number of people for whom the Department received PCR or antigen laboratory results by day. People tested on multiple days will be included for each day a new result was received. A person is only counted once for each day they are tested, regardless of whether multiple specimens are tested or multiple results are received. If a person has a positive specimen and a negative specimen in the same day, only the positive result is counted.



Percent positivity for new cases in Florida residents

The percent of positive results ranged from 3.85% to 5.94% over the past 2 weeks and was 4.18% yesterday.

This percent is the number of people who test PCR- or antigen-positive for the first time divided by all the people tested that day, excluding people who have previously tested positive.



COVID-19: characteristics of 669,684 Florida resident cases

Data through Sep 17, 2020 verified as of Sep 18, 2020 at 09:25 AM

Data in this report are provisional and subject to change.

Age group	Cases		Hospitalizations		Deaths	
0-4 years	11,465	2%	268	1%	0	0%
5-14 years	28,138	4%	242	1%	4	0%
15-24 years	104,684	16%	1,080	3%	31	0%
25-34 years	123,719	18%	2,369	6%	88	1%
35-44 years	108,094	16%	3,588	8%	231	2%
45-54 years	106,103	16%	5,348	13%	540	4%
55-64 years	87,202	13%	7,429	18%	1,429	11%
65-74 years	51,234	8%	8,332	20%	2,783	21%
75-84 years	29,693	4%	7,819	19%	3,838	29%
85+ years	17,467	3%	5,748	14%	4,280	32%
Unknown	1,885	0%	11	0%	1	0%
Total	669,684		42,234		13,225	

Gender	Cases	
Female	344,120	51%
Male	321,464	48%
Unknown	4,100	1%
Total	669,684	

Ethnicity	Cases		Hospitalizations		Deaths	
Hispanic	194,200	29%	12,466	30%	3,323	25%
Non-Hispanic	268,084	40%	27,109	64%	8,580	65%
Unknown	207,400	31%	2,659	6%	1,322	10%
Total	669,684		42,234		13,225	

Race and ethnicity	Cases		Hospitalizations		Deaths	
White	295,976	44%	25,374	60%	8,876	67%
Hispanic	127,516	19%	8,745	21%	2,573	19%
Non-Hispanic	145,990	22%	15,685	37%	5,774	44%
Unknown	22,470	3%	944	2%	529	4%
Black	104,269	16%	10,096	24%	2,527	19%
Hispanic	4,844	1%	436	1%	90	1%
Non-Hispanic	89,852	13%	9,341	22%	2,323	18%
Unknown	9,573	1%	319	1%	114	1%
Other race	89,504	13%	5,162	12%	1,097	8%
Hispanic	45,489	7%	2,928	7%	537	4%
Non-Hispanic	28,043	4%	1,947	5%	433	3%
Unknown	15,972	2%	287	1%	127	1%
Unknown race	179,935	27%	1,602	4%	725	5%
Hispanic	16,351	2%	357	1%	123	1%
Non-Hispanic	4,199	1%	136	0%	50	0%
Unknown	159,385	24%	1,109	3%	552	4%
Total	669,684		42,234		13,225	

Hospitalization counts include anyone who was hospitalized at some point during their illness. It does not reflect the number of people currently hospitalized. **Other race** includes any person with a race of American Indian/Alaskan native, Asian, native Hawaiian/Pacific Islander, or other.

COVID-19: deaths in Florida residents and staff of long-term care facilities

Data through Sep 17, 2020 verified as of Sep 18, 2020 at 09:25 AM

Data in this report are provisional and subject to change.

For current cases in residents or staff of long-term care facilities, please visit: <https://floridahealthcovid19.gov/>

County	Deaths		County	Deaths		County	Deaths	
Dade	771	14%	Jackson	59	1%	Madison	10	0%
Palm Beach	553	10%	Indian River	56	1%	Gadsden	8	0%
Pinellas	503	9%	Hernando	53	1%	Gilchrist	8	0%
Broward	385	7%	Clay	51	1%	Lafayette	7	0%
Hillsborough	289	5%	Okaloosa	51	1%	Calhoun	6	0%
Polk	269	5%	Suwannee	47	1%	Jefferson	5	0%
Lee	244	4%	Osceola	44	1%	Baker	3	0%
Brevard	164	3%	St. Johns	30	1%	Flagler	3	0%
Duval	150	3%	Highlands	28	1%	Taylor	3	0%
Sarasota	144	3%	Citrus	25	0%	Bradford	2	0%
St. Lucie	134	2%	Bay	23	0%	Hardee	2	0%
Seminole	131	2%	Sumter	22	0%	Holmes	2	0%
Manatee	126	2%	Hendry	19	0%	Levy	2	0%
Marion	120	2%	Leon	19	0%	Monroe	2	0%
Orange	112	2%	Alachua	18	0%	Desoto	1	0%
Volusia	112	2%	Nassau	17	0%	Dixie	1	0%
Escambia	102	2%	Columbia	16	0%	Gulf	1	0%
Pasco	94	2%	Santa Rosa	16	0%	Total	5,426	
Collier	90	2%	Walton	13	0%			
Lake	83	2%	Putnam	12	0%			
Martin	80	1%	Washington	12	0%			
Charlotte	62	1%	Okeechobee	11	0%			

Note: cases are summarized by the county of usual residence. Residents and staff may be cases associated with facilities that are not in their county of usual residence, resulting in cases being included below for counties that do not have facilities with known cases.

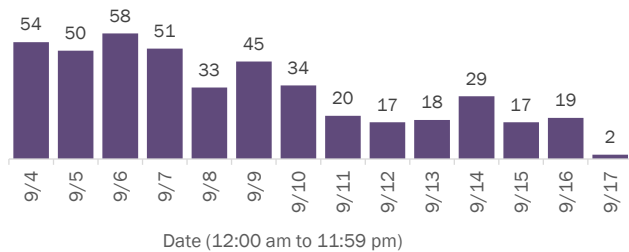
COVID-19: cases in Florida residents who have died

Data through Sep 17, 2020 verified as of Sep 18, 2020 at 09:25 AM

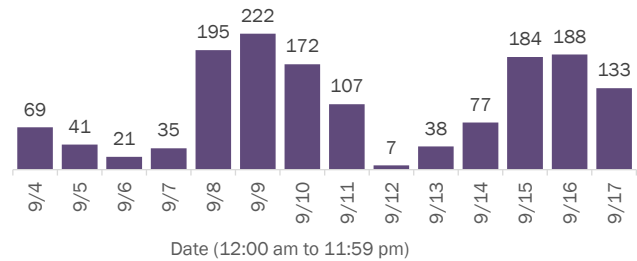
Data in this report are provisional and subject to change.

Demographics for all identified COVID-19 deaths: 13,225

Deaths by date of death



Deaths by date reported to the Department



Median age: 79 years

Age group	Deaths	Cases	Case fatality rate	Mortality rate per 100,000 population
0-4 years	0	11,465	0.0%	0.0
5-14 years	4	28,138	0.0%	0.2
15-24 years	31	104,684	0.0%	1.2
25-34 years	88	123,719	0.1%	3.1
35-44 years	231	108,094	0.2%	8.9
45-54 years	540	106,103	0.5%	19.4
55-64 years	1,429	87,202	1.6%	49.4
65-74 years	2,783	51,234	5.4%	114.7
75-84 years	3,838	29,693	12.9%	273.3
85+ years	4,280	17,467	24.5%	741.1
Unknown	1	1,885	0.1%	
Total	13,225	669,684	2.0%	61.2

Race	Deaths	Cases	Case fatality rate	Mortality rate per 100,000 population
White	8,876	295,976	3.0%	53.2
Black	2,527	104,269	2.4%	69.1
Other	1,097	89,504	1.2%	88.2
Unknown	725	179,935	0.4%	
Total	13,225	669,684	2.0%	61.2

Gender	Deaths	Cases	Case fatality rate	Mortality rate per 100,000 population
Female	5,878	344,120	1.7%	53.2
Male	7,336	321,464	2.3%	69.5
Unknown	11	4,100	0.3%	
Total	13,225	669,684	2.0%	61.2

Ethnicity	Deaths	Cases	Case fatality rate	Mortality rate per 100,000 population
Hispanic	3,323	194,200	1.7%	58.5
Non-Hispanic	8,580	268,084	3.2%	53.9
Unknown	1,322	207,400	0.6%	
Total	13,225	669,684	2.0%	61.2

Age group distribution for deaths reported since previous report, previous 2 weeks, and cumulatively

139 deaths reported since previous report		1,489 deaths reported from Sep 4 - Sep 17		13,225 deaths reported cumulatively	
0-4 years	0	0-4 years	0	0-4 years	0
5-14 years	0	5-14 years	0	5-14 years	4
15-24 years	0	15-24 years	2	15-24 years	31
25-34 years	2	25-34 years	7	25-34 years	88
35-44 years	4	35-44 years	19	35-44 years	231
45-54 years	6	45-54 years	60	45-54 years	540
55-64 years	19	55-64 years	166	55-64 years	1,429
65-74 years	28	65-74 years	323	65-74 years	2,783
75-84 years	44	75-84 years	442	75-84 years	3,838
85+ years	36	85+ years	469	85+ years	4,280
Unknown	0	Unknown	1	Unknown	1

COVID-19: cases in Florida residents who have died

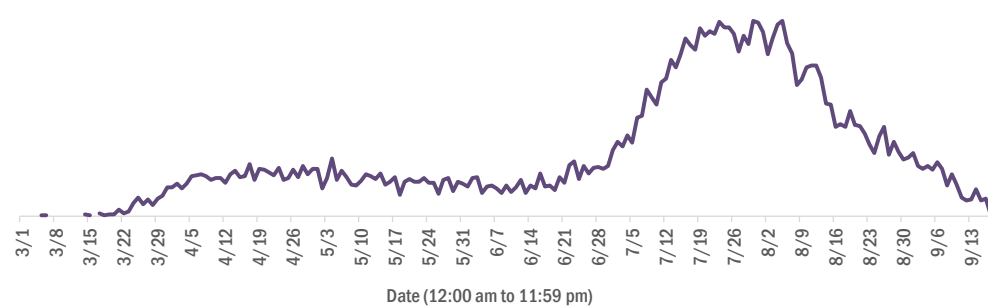
Data through Sep 17, 2020 verified as of Sep 18, 2020 at 09:25 AM

Data in this report are provisional and subject to change.

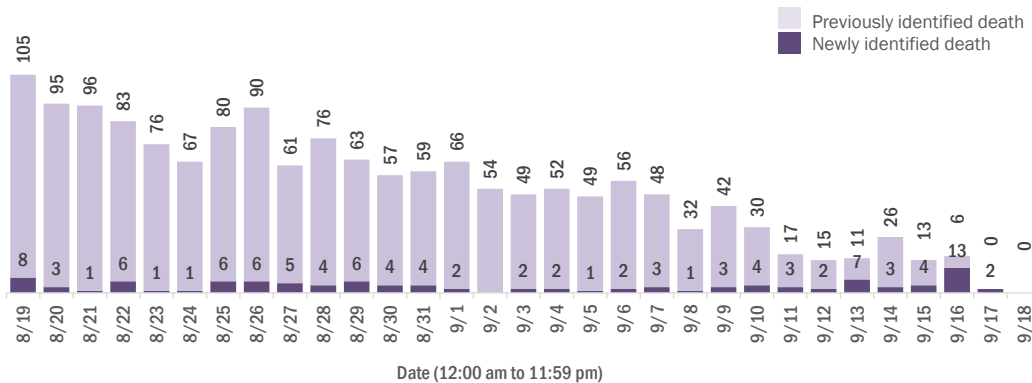
Deaths In Florida residents by date of death

13,225 deaths reported cumulatively, 139 deaths reported since previous report

March to present



Past 30 days



COVID-19: characteristics of 677,660 cases

Data through Sep 17, 2020 verified as of Sep 18, 2020 at 09:25 AM

Data in this report are provisional and subject to change.

Tables below include cases in Florida residents and non-Florida residents.

All 67 Florida counties have cases:

County	FL resident cases		Non-FL resident cases	Total cases	FL resident deaths	FL death rate
Dade	164,888	25%	1,092	165,980	3,027	1.8%
Broward	74,669	11%	597	75,266	1,317	1.8%
Palm Beach	44,499	7%	407	44,906	1,272	2.9%
Hillsborough	40,152	6%	197	40,349	604	1.5%
Orange	38,190	6%	433	38,623	431	1.1%
Duval	28,737	4%	319	29,056	350	1.2%
Pinellas	21,212	3%	147	21,359	720	3.4%
Lee	19,502	3%	305	19,807	459	2.4%
Polk	18,848	3%	67	18,915	505	2.7%
Collier	12,256	2%	112	12,368	201	1.6%
Escambia	10,939	2%	1,057	11,996	217	2.0%
Osceola	11,887	2%	88	11,975	137	1.2%
Manatee	10,969	2%	118	11,087	277	2.5%
Volusia	10,345	2%	68	10,413	216	2.1%
Leon	9,443	1%	287	9,730	53	0.6%
Marion	9,312	1%	17	9,329	259	2.8%
Seminole	8,706	1%	36	8,742	199	2.3%
Pasco	8,670	1%	59	8,729	198	2.3%
Brevard	8,238	1%	26	8,264	274	3.3%
Sarasota	7,730	1%	65	7,795	246	3.2%
St. Lucie	7,715	1%	27	7,742	259	3.4%
Lake	7,169	1%	51	7,220	169	2.4%
Alachua	7,099	1%	100	7,199	46	0.6%
Bay	5,678	1%	89	5,767	94	1.7%
Santa Rosa	5,140	1%	50	5,190	69	1.3%
St. Johns	4,936	1%	101	5,037	65	1.3%
Clay	4,708	1%	15	4,723	91	1.9%
Okaloosa	4,680	1%	39	4,719	100	2.1%
Martin	4,636	1%	30	4,666	132	2.8%
Columbia	3,591	1%	13	3,604	50	1.4%
Indian River	3,026	0%	23	3,049	109	3.6%
Hernando	2,957	0%	17	2,974	112	3.8%
Charlotte	2,915	0%	7	2,922	131	4.5%
Jackson	2,660	0%	23	2,683	76	2.9%
Gadsden	2,672	0%	8	2,680	44	1.6%

County	FL resident cases		Non-FL resident cases	Total cases	FL resident deaths	FL death rate
Citrus	2,578	0%	8	2,586	81	3.1%
Suwannee	2,560	0%	17	2,577	65	2.5%
Sumter	2,131	0%	9	2,140	65	3.1%
Highlands	2,035	0%	11	2,046	81	4.0%
Hendry	2,035	0%	2	2,037	42	2.1%
Putnam	2,021	0%	2	2,023	38	1.9%
Nassau	1,861	0%	138	1,999	37	2.0%
Walton	1,711	0%	150	1,861	22	1.3%
Monroe	1,771	0%	30	1,801	22	1.2%
Flagler	1,617	0%	14	1,631	23	1.4%
Unknown	173	0%	1,402	1,575	0	0.0%
Desoto	1,540	0%	3	1,543	23	1.5%
Okeechobee	1,404	0%	5	1,409	22	1.6%
Baker	1,387	0%	1	1,388	11	0.8%
Taylor	1,277	0%	3	1,280	12	0.9%
Hardee	1,261	0%	7	1,268	10	0.8%
Lafayette	1,228	0%	0	1,228	12	1.0%
Wakulla	1,059	0%	6	1,065	9	0.8%
Washington	1,042	0%	11	1,053	18	1.7%
Bradford	999	0%	1	1,000	7	0.7%
Madison	984	0%	16	1,000	18	1.8%
Levy	987	0%	5	992	9	0.9%
Gulf	855	0%	10	865	14	1.6%
Union	858	0%	0	858	12	1.4%
Hamilton	818	0%	6	824	8	1.0%
Dixie	814	0%	1	815	6	0.7%
Holmes	707	0%	13	720	5	0.7%
Calhoun	604	0%	1	605	10	1.7%
Franklin	585	0%	4	589	3	0.5%
Jefferson	532	0%	10	542	8	1.5%
Gilchrist	498	0%	0	498	12	2.4%
Glades	491	0%	0	491	4	0.8%
Liberty	487	0%	0	487	7	1.4%
Total	669,684		7,976	677,660	13,225	2.0%

COVID-19: characteristics of 669,684 Florida resident cases

Data through Sep 17, 2020 verified as of Sep 18, 2020 at 09:25 AM

Data in this report are provisional and subject to change.

The table below includes the cities and counties of residence for cases in Florida residents based on the patient's ZIP Code. Note that city is not always received as part of the initial notification and may be missing while the case is being investigated.

City and county	Cases
Miami, Dade	94,423
Orlando, Orange	28,406
Jacksonville, Duval	26,701
Tampa, Hillsborough	23,766
Hialeah, Dade	23,094
Fort Lauderdale, Broward	16,327
Hollywood, Broward	14,103
West Palm Beach, Palm Beach	11,063
Homestead, Dade	10,820
Kissimmee, Osceola	9,503
Naples, Collier	9,078
Pensacola, Escambia	8,782
Tallahassee, Leon	8,768
Saint Petersburg, Pinellas	8,649
Pompano Beach, Broward	8,590
Fort Myers, Lee	8,062
Bradenton, Manatee	7,474
Ocala, Marion	7,289
Boca Raton, Palm Beach	6,408
Lakeland, Polk	6,145
Lake Worth, Palm Beach	6,095
Gainesville, Alachua	5,860
Sarasota, Sarasota	5,534
Miramar, Broward	4,812
Miami Gardens, Dade	4,578
Port Saint Lucie, St. Lucie	4,566
Cape Coral, Lee	4,565
Clearwater, Pinellas	4,223
Boynton Beach, Palm Beach	3,974
Lehigh Acres, Lee	3,830
Panama City, Bay	3,682
Winter Haven, Polk	3,621
Lake City, Columbia	3,385
Coral Springs, Broward	3,330
Miami Beach, Dade	3,319
Delray Beach, Palm Beach	3,051
Sunrise, Broward	2,790
Missing, Broward	2,750
Davie, Broward	2,749
Milton, Santa Rosa	2,748
Fort Pierce, St. Lucie	2,730
Miami Lakes, Dade	2,711
Saint Augustine, St. Johns	2,632
Coral Gables, Dade	2,583
Plant City, Hillsborough	2,580
Riverview, Hillsborough	2,556
Brandon, Hillsborough	2,553
Apopka, Orange	2,426
Daytona Beach, Volusia	2,422
Melbourne, Brevard	2,405
Cutler Ridge, Dade	2,330
Immokalee, Collier	2,306
Largo, Pinellas	2,237
Stuart, Martin	2,186
Sanford, Seminole	2,154
Plantation, Broward	2,149
Live Oak, Suwannee	2,130
Vero Beach, Indian River	2,127

COVID-19: characteristics of 669,684 Florida resident cases

Data through Sep 17, 2020 verified as of Sep 18, 2020 at 09:25 AM

Data in this report are provisional and subject to change.

The table below includes the cities and counties of residence for cases in Florida residents based on the patient's ZIP Code. Note that city is not always received as part of the initial notification and may be missing while the case is being investigated.

City and county	Cases
Opa Locka, Dade	2,105
North Miami Beach, Dade	2,102
Missing, Dade	2,098
Deerfield Beach, Broward	2,083
Tamarac, Broward	2,061
Saint Cloud, Osceola	1,978
Orange Park, Clay	1,977
Jupiter, Palm Beach	1,976
New Port Richey, Pasco	1,892
Doral, Dade	1,889
Deltona, Volusia	1,803
Clermont, Lake	1,797
Palm Bay, Brevard	1,777
Weston, Broward	1,771
Margate, Broward	1,670
Palmetto, Manatee	1,625
Lake Worth Beach, Palm Beach	1,597
Deland, Volusia	1,578
Fort Walton Beach, Okaloosa	1,570
Spring Hill, Hernando	1,568
Port Charlotte, Charlotte	1,504
Coconut Creek, Broward	1,463
Davenport, Polk	1,458
North Lauderdale, Broward	1,446
Palm Beach Gardens, Palm Beach	1,444
Haines City, Polk	1,442
Winter Park, Orange	1,418
Hallandale, Broward	1,397
Altamonte Springs, Seminole	1,382
Winter Garden, Orange	1,374
Ocoee, Orange	1,363
Oviedo, Seminole	1,363
Arcadia, Desoto	1,361
Okeechobee, Okeechobee	1,328
North Miami, Dade	1,322
Bonita Springs, Lee	1,253
Wellington, Palm Beach	1,251
Quincy, Gadsden	1,249
Palm Coast, Flagler	1,240
Land O Lakes, Pasco	1,230
Palm Harbor, Pinellas	1,216
Wesley Chapel, Pasco	1,195
Mayo, Lafayette	1,194
Leesburg, Lake	1,188
Ruskin, Hillsborough	1,182
Perry, Taylor	1,154
Royal Palm Beach, Palm Beach	1,151
Oakland Park, Broward	1,131
Valrico, Hillsborough	1,118
Lutz, Hillsborough	1,100
Punta Gorda, Charlotte	1,097
Carol City, Dade	1,088
Pinellas Park, Pinellas	1,076
Clewiston, Hendry	1,059
Middleburg, Clay	1,049
Brooksville, Hernando	1,033
Crossings, Dade	1,027
Pembroke Pines, Broward	1,022
Missing, Palm Beach	1,016

COVID-19: characteristics of 669,684 Florida resident cases

Data through Sep 17, 2020 verified as of Sep 18, 2020 at 09:25 AM

Data in this report are provisional and subject to change.

The table below includes the cities and counties of residence for cases in Florida residents based on the patient's ZIP Code. Note that city is not always received as part of the initial notification and may be missing while the case is being investigated.

City and county	Cases
Seminole, Pinellas	1,016
Longwood, Seminole	1,006
Casselberry, Seminole	985
Coconut Grove, Dade	974
Palatka, Putnam	966
Indiantown, Martin	959
Wimauma, Hillsborough	958
Crestview, Okaloosa	955
North Port, Sarasota	933
Belle Glade, Palm Beach	933
Century, Escambia	929
Ormond Beach, Volusia	924
Bartow, Polk	922
Windermere, Orange	893
Cantonment, Escambia	887
Biscayne Park, Dade	871
Crawfordville, Wakulla	868
Lynn Haven, Bay	865
Jacksonville Beach, Duval	855
Sebring, Highlands	854
Cocoa, Brevard	854
Graceville, Jackson	840
Auburndale, Polk	834
Kissimmee, Polk	823
Florida City, Dade	822
Key West, Monroe	814
Lake Mary, Seminole	808
Chipley, Washington	805
Everglades National Park, Dade	799
Port Orange, Volusia	778
Green Cove Springs, Clay	769
Lake Wales, Polk	763
Dade City, Pasco	746
Gulf Breeze, Santa Rosa	743
North Fort Myers, Lee	736
Hudson, Pasco	734
Zephyrhills, Pasco	733
Tavares, Lake	728
Starke, Bradford	725
Marianna, Jackson	722
Port Richey, Pasco	714
Panama City Beach, Bay	710
Venice, Sarasota	697
El Portal, Dade	692
Inverness, Citrus	675
Sanderson, Baker	669
Fernandina Beach, Nassau	664
Saint Johns, St. Johns	653
Labelle, Hendry	651
Loxahatchee, Palm Beach	649
Tarpon Springs, Pinellas	648
Navarre, Santa Rosa	640
Riviera Beach, Palm Beach	637
Merritt Island, Brevard	628
Seffner, Hillsborough	626
Mulberry, Polk	625
Aventura, Dade	624
Cooper City, Broward	606
Destin, Okaloosa	601

COVID-19: characteristics of 669,684 Florida resident cases

Data through Sep 17, 2020 verified as of Sep 18, 2020 at 09:25 AM

Data in this report are provisional and subject to change.

The table below includes the cities and counties of residence for cases in Florida residents based on the patient's ZIP Code. Note that city is not always received as part of the initial notification and may be missing while the case is being investigated.

City and county	Cases
Avon Park, Highlands	600
Sarasota, Manatee	595
Missing, Hillsborough	593
Niceville, Okaloosa	591
Defuniak Springs, Walton	583
Ponte Vedra Beach, St. Johns	582
Jasper, Hamilton	573
Wauchula, Hardee	573
Maitland, Orange	572
Fleming Island, Clay	572
Holiday, Pasco	572
Mount Dora, Lake	571
Orange City, Volusia	571
Lake Butler, Union	570
Eustis, Lake	568
Madison, Madison	568
Santa Rosa Beach, Walton	564
Coral, Dade	561
Missing, Collier	559
The Villages, Sumter	558
Uleta, Dade	553
Olympia Heights, Dade	553
Palm City, Martin	549
Winter Springs, Seminole	547
Missing, Duval	542
Dover, Hillsborough	538
New Smyrna Beach, Volusia	532
Dunedin, Pinellas	529
Titusville, Brevard	524
Bonifay, Holmes	520
Key Biscayne, Dade	520
Havana, Gadsden	517
Rockledge, Brevard	514
South Bay, Palm Beach	510
Parrish, Manatee	509
Dania, Broward	508
Groveland, Lake	501
Gibsonton, Hillsborough	497
Parkland, Broward	489
Missing, Orange	486
Wewahitchka, Gulf	485
Chattahoochee, Gadsden	474
Cross City, Dixie	471
Estero, Lee	471
Lantana, Palm Beach	469
Monticello, Jefferson	466
Odessa, Hillsborough	464
Pahokee, Palm Beach	463
Hobe Sound, Martin	456
Moore Haven, Glades	450
Maccleddy, Baker	435
Pace, Santa Rosa	421
Missing, Polk	419
Missing, Santa Rosa	416
Palm Springs, Palm Beach	413
Lithia, Hillsborough	407
Lauderdale Lakes, Broward	406
Wildwood, Sumter	403
Missing, Pasco	400

COVID-19: characteristics of 669,684 Florida resident cases

Data through Sep 17, 2020 verified as of Sep 18, 2020 at 09:25 AM

Data in this report are provisional and subject to change.

The table below includes the cities and counties of residence for cases in Florida residents based on the patient's ZIP Code. Note that city is not always received as part of the initial notification and may be missing while the case is being investigated.

City and county	Cases
Missing, St. Lucie	400
Fellsmere, Indian River	400
South Miami, Dade	398
Crescent City, Putnam	395
Missing, St. Johns	392
Debary, Volusia	391
Bristol, Liberty	388
Sun City Center, Hillsborough	387
Atlantic Beach, Duval	385
Alachua, Alachua	382
Coleman, Sumter	382
Oldsmar, Pinellas	381
Blountstown, Calhoun	376
Carrabelle, Franklin	375
Pinecrest, Dade	371
Polk City, Polk	369
Summerfield, Marion	361
Lauderhill, Broward	359
Yulee, Nassau	359
Lake Placid, Highlands	355
Frostproof, Polk	351
Missing, Volusia	347
North Palm Beach, Palm Beach	347
Belleview, Marion	346
Crystal River, Citrus	344
Sweetwater, Dade	329
Apollo Beach, Hillsborough	326
Callahan, Nassau	322
Sebastian, Indian River	314
Williston, Levy	311
Dunnellon, Marion	309
Ponte Vedra, St. Johns	308
Ellenton, Manatee	304
Fort Meade, Polk	303
Florida State University, Leon	302
Bowling Green, Hardee	302
Hilliard, Nassau	294
Homosassa, Citrus	291
Missing, Citrus	290
Safety Harbor, Pinellas	289
Wilton Manors, Broward	288
Fisher Island, Dade	287
Lady Lake, Lake	286
Bushnell, Sumter	285
Newberry, Alachua	285
Trenton, Gilchrist	284
Jensen Beach, Martin	281
Missing, Hendry	279
Old Town, Dixie	277
Chiefland, Levy	268
Missing, Marion	262
Sneads, Jackson	258
Missing, Brevard	258
Port Saint Joe, Gulf	256
Key Largo, Monroe	254
Missing, Osceola	253
Lecanto, Citrus	248
Malone, Jackson	245
Mary Esther, Okaloosa	240

COVID-19: characteristics of 669,684 Florida resident cases

Data through Sep 17, 2020 verified as of Sep 18, 2020 at 09:25 AM

Data in this report are provisional and subject to change.

The table below includes the cities and counties of residence for cases in Florida residents based on the patient's ZIP Code. Note that city is not always received as part of the initial notification and may be missing while the case is being investigated.

City and county	Cases
Freeport, Walton	235
Edgewater, Volusia	231
Missing, Hernando	230
Lake Alfred, Polk	229
Shalimar, Okaloosa	229
Mascotte, Lake	228
Beverly Hills, Citrus	228
Missing, Hardee	227
Raiford, Union	224
Centerville, Leon	217
Thonotosassa, Hillsborough	214
Missing, Madison	213
Missing, Seminole	211
Southwest Ranches, Broward	211
Missing, Highlands	205
Palmetto Bay, Dade	204
Minneola, Lake	204
Bronson, Levy	199
Jacksonville, St. Johns	199
Satellite Beach, Brevard	196
Keystone Heights, Clay	196
Marco Island, Collier	194
Belle Isle, Orange	191
Marathon, Monroe	191
Spring Hill, Pasco	190
Oakland, Orange	187
Glen Saint Mary, Baker	187
Dunnellon, Citrus	185
Cocoa Beach, Brevard	181
Citra, Marion	177
Missing, Lake	176
West Melbourne, Brevard	174
Fort White, Columbia	174
Missing, Sarasota	172
Nokomis, Sarasota	171
Midway, Gadsden	171
Cottondale, Jackson	170
Missing, Nassau	169
Missing, Indian River	169
Neptune Beach, Duval	168
Pierson, Volusia	165
Myakka City, Manatee	163
Sorrento, Lake	162
Missing, Okaloosa	159
Missing, Monroe	157
High Springs, Alachua	156
Missing, Desoto	153
Lake Park, Palm Beach	153
Hernando, Citrus	153
Bell, Gilchrist	152
Haverhill, Palm Beach	149
Englewood, Charlotte	148
Missing, Pinellas	148
Umatilla, Lake	147
Clearwater Beach, Pinellas	146
Jennings, Hamilton	146
Miramar Beach, Walton	146
Missing, Martin	146
Jay, Santa Rosa	144

COVID-19: characteristics of 669,684 Florida resident cases

Data through Sep 17, 2020 verified as of Sep 18, 2020 at 09:25 AM

Data in this report are provisional and subject to change.

The table below includes the cities and counties of residence for cases in Florida residents based on the patient's ZIP Code. Note that city is not always received as part of the initial notification and may be missing while the case is being investigated.

City and county	Cases
Indialantic, Brevard	143
Zolfo Springs, Hardee	143
Fruitland Park, Lake	142
Molino, Escambia	142
Gulfport, Pinellas	139
De Leon Springs, Volusia	139
Edgewood, Orange	138
Tavernier, Monroe	137
Silver Springs, Marion	134
Holly Hill, Volusia	133
Missing, Lee	131
Palm Beach, Palm Beach	130
Missing, Clay	130
Kenneth City, Pinellas	128
South Daytona, Volusia	128
Bunnell, Flagler	127
Missing, Wakulla	125
Youngstown, Bay	124
Missing, Flagler	124
Branford, Suwannee	124
Medley, Dade	123
Oxford, Sumter	123
Flagler Beach, Flagler	123
Gretna, Gadsden	122
Bay Harbor Islands, Dade	120
Englewood, Sarasota	119
East Palatka, Putnam	118
Missing, Jackson	117
Alva, Lee	117
Greenville, Madison	117
Tequesta, Palm Beach	117
Lawtey, Bradford	117
Trinity, Pasco	114
Montverde, Lake	112
Missing, Leon	111
Missing, Gulf	111
Weeki Wachee, Hernando	109
Eagle Lake, Polk	108
Missing, Gadsden	107
Interlachen, Putnam	107
Greenwood, Jackson	107
Ocklawaha, Marion	107
Altha, Calhoun	106
Archer, Alachua	104
Missing, Levy	103
Dundee, Polk	101
South Pasadena, Pinellas	101
Floral City, Citrus	98
Hawthorne, Alachua	97
O'Brien, Suwannee	96
Missing, Baker	95
Apalachicola, Franklin	95
White Springs, Hamilton	95
Missing, Bradford	94
Gotha, Orange	94
Hiawassee, Orange	93
Baker, Okaloosa	93
Cape Canaveral, Brevard	92
Azalea Park, Orange	91

COVID-19: characteristics of 669,684 Florida resident cases

Data through Sep 17, 2020 verified as of Sep 18, 2020 at 09:25 AM

Data in this report are provisional and subject to change.

The table below includes the cities and counties of residence for cases in Florida residents based on the patient's ZIP Code. Note that city is not always received as part of the initial notification and may be missing while the case is being investigated.

City and county	Cases
Rotunda West, Charlotte	91
Missing, Washington	91
Satsuma, Putnam	90
Mims, Brevard	90
Missing, Manatee	88
Southport, Bay	87
Fort Myers Beach, Lee	86
Missing, Sumter	85
Webster, Sumter	85
Melrose, Putnam	84
Geneva, Seminole	84
Osprey, Sarasota	84
Clair-Mel City, Hillsborough	83
Zellwood, Orange	82
Lake Panasoffkee, Sumter	82
Hastings, St. Johns	82
Melbourne Beach, Brevard	81
Chuluota, Seminole	81
Missing, Calhoun	78
Ave Maria, Collier	76
Vernon, Washington	76
Missing, Walton	76
Grand Ridge, Jackson	75
Reddick, Marion	75
Pomona Park, Putnam	75
Missing, Escambia	74
Grand Island, Lake	73
Alford, Jackson	73
Indian Harbour Beach, Brevard	72
Missing, Okeechobee	72
Missing, Taylor	71
Eastpoint, Franklin	71
Missing, Suwannee	69
Mcdavid, Escambia	68
Indian Rocks Beach, Pinellas	67
Lee, Madison	66
Avon Park, Polk	66
Lockhart, Orange	66
Fountain, Bay	64
Wellborn, Suwannee	64
Missing, Holmes	63
Westville, Holmes	63
Missing, Bay	63
Eglin Air Force Base, Okaloosa	63
San Antonio, Pasco	62
Mcalpin, Suwannee	60
Lakewood Ranch, Manatee	60
Astatula, Lake	60
Elkton, St. Johns	60
Anthony, Marion	59
West Miami, Dade	58
Morriston, Levy	58
Juno Beach, Palm Beach	58
Ponce De Leon, Holmes	57
Surfside, Dade	56
Cloud Lake, Palm Beach	56
Bay Lake, Orange	55
Celebration, Osceola	55
Mangonia Park, Palm Beach	55

COVID-19: characteristics of 669,684 Florida resident cases

Data through Sep 17, 2020 verified as of Sep 18, 2020 at 09:25 AM

Data in this report are provisional and subject to change.

The table below includes the cities and counties of residence for cases in Florida residents based on the patient's ZIP Code. Note that city is not always received as part of the initial notification and may be missing while the case is being investigated.

City and county	Cases
Greenacres, Palm Beach	55
Temple Terrace, Hillsborough	55
Missing, Gilchrist	55
Eatonville, Orange	54
Weirsdale, Marion	54
Air Mail Facility, Dade	54
Islamorada, Monroe	54
Stock Island, Monroe	53
Viera, Brevard	52
Inlet Beach, Walton	51
Poinciana, Polk	51
Valparaiso, Okaloosa	51
Missing, Dixie	50
Bryceville, Nassau	50
Seville, Volusia	50
Caryville, Washington	49
Missing, Liberty	49
Citrus Springs, Citrus	49
Center Hill, Sumter	49
Bokeelia, Lee	48
Sanibel, Lee	48
Hosford, Liberty	46
Bal Harbour, Dade	46
Lake Hamilton, Polk	46
Howey-In-The-Hills, Lake	46
Missing, Jefferson	45
Micanopy, Alachua	45
Malabar, Brevard	44
Laurel Hill, Okaloosa	44
Fort McCoy, Marion	43
Babson Park, Polk	43
Lake Helen, Volusia	42
Missing, Alachua	42
Sumterville, Sumter	41
Missing, Union	41
Atlantis, Palm Beach	41
Steinhatchee, Taylor	41
Hallandale Beach, Broward	40
Christmas, Orange	40
Lauderdale By The Sea, Broward	39
Carrollwood, Hillsborough	39
Missing, Franklin	39
Fern Park, Seminole	39
Cutler Bay, Dade	38
Summerland Key, Monroe	38
Lady Lake, Sumter	38
Sebastian, Brevard	37
Belleair, Pinellas	37
San Mateo, Putnam	36
Welaka, Putnam	36
University Of Fl, Alachua	35
Brooker, Bradford	35
Big Pine Key, Monroe	35
Cinco Bayou, Okaloosa	34
Holt, Okaloosa	34
Princeton, Dade	34
Canal Point, Palm Beach	33
Madeira Beach, Pinellas	33
Flemington, Marion	33

COVID-19: characteristics of 669,684 Florida resident cases

Data through Sep 17, 2020 verified as of Sep 18, 2020 at 09:25 AM

Data in this report are provisional and subject to change.

The table below includes the cities and counties of residence for cases in Florida residents based on the patient's ZIP Code. Note that city is not always received as part of the initial notification and may be missing while the case is being investigated.

City and county	Cases
Osteen, Volusia	33
Missing, Unknown	32
Yalaha, Lake	32
Waldo, Alachua	32
The Villages, Lake	31
Hypoluxo, Palm Beach	31
Astor, Lake	31
Greensboro, Gadsden	31
Missing, Charlotte	30
Dinsmore, Duval	30
Manalapan, Palm Beach	30
Sopchoppy, Wakulla	30
Saint James City, Lee	30
Lehigh, Lee	29
Destin, Walton	29
Felda, Hendry	29
Kendall, Dade	28
Palm Beach Shores, Palm Beach	28
Odessa, Pasco	28
Altoona, Lake	28
Grant-Valkaria, Brevard	28
Placida, Charlotte	27
Bradenton Beach, Manatee	27
Clarksville, Calhoun	27
Panacea, Wakulla	27
Golden Beach, Dade	26
Ochopee, Collier	26
Sewalls Point, Martin	26
Campbellton, Jackson	26
Missing, Putnam	26
Paisley, Lake	26
Missing, Lafayette	25
Naranja, Dade	25
Bascom, Jackson	25
Callaway, Bay	25
Holmes Beach, Manatee	25
Belleair Beach, Pinellas	25
Patrick Air Force Base, Brevard	25
Oak Hill, Volusia	25
South Miami Heights, Dade	25
Matlacha, Lee	25
Florahome, Putnam	24
Barefoot Bay, Brevard	24
Sunny Isles Beach, Dade	24
Longboat Key, Manatee	24
Village Of Wellington, Palm Beach	23
Kindred, Osceola	23
Inglis, Levy	23
Hollister, Putnam	23
Jupiter, Martin	23
Ponce Inlet, Volusia	23
Fruit Cove, St. Johns	23
Florida Dept Of Corrections, Union	22
Crystal Beach, Pinellas	22
Baldwin, Duval	22
Palma Ceia, Hillsborough	21
University Of Central Florida, Orange	21
Hampton, Bradford	21
Singer Island, Palm Beach	21

COVID-19: characteristics of 669,684 Florida resident cases

Data through Sep 17, 2020 verified as of Sep 18, 2020 at 09:25 AM

Data in this report are provisional and subject to change.

The table below includes the cities and counties of residence for cases in Florida residents based on the patient's ZIP Code. Note that city is not always received as part of the initial notification and may be missing while the case is being investigated.

City and county	Cases
Lamont, Jefferson	21
Pinetta, Madison	20
Missing, Columbia	20
Miami Springs, Dade	19
Florida State, Leon	19
Missing, Glades	19
Highland Beach, Palm Beach	19
Georgetown, Putnam	19
Alafaya, Orange	18
West Panama City Beach, Bay	18
Waverly, Polk	18
Winter Park, Seminole	17
Hialeah Gardens, Dade	17
Tice, Lee	17
Fort Denaud, Hendry	17
Walnut Hill, Escambia	17
Ona, Hardee	16
West Park, Broward	16
Harmony, Osceola	16
Bellview, Escambia	16
Okahumpka, Lake	16
Unknown, Orange	16
Tierra Verde, Pinellas	16
North Bay Village, Dade	15
Miami, Unknown	15
Lighthouse Point, Broward	15
Kissimmee, Orange	15
Pensacola Beach, Santa Rosa	15
Saint Pete Beach, Pinellas	15
Miami Shores, Dade	15
Balm, Hillsborough	15
Eaton Park, Polk	15
Santa Fe, Alachua	15
Terra Ceia, Manatee	15
Dania Beach, Broward	15
Bay Pines, Pinellas	14
University Of Central Fl, Orange	14
Palm Shores, Brevard	14
Kinard, Calhoun	14
Intercession City, Osceola	13
North Redington Beach, Pinellas	13
Tangerine, Orange	13
Sydney, Hillsborough	13
Nocatee, Desoto	13
University Of Miami, Dade	13
Lorida, Highlands	13
Village Of Palmetto Bay, Dade	13
Sun City, Hillsborough	13
Ocean Ridge, Palm Beach	13
Tioga, Alachua	12
Goulds, Dade	12
Kenansville, Osceola	12
Mexico Beach, Bay	12
Lutz, Pasco	12
Tyndall Air Force Base, Bay	12
La Crosse, Alachua	12
Bagdad, Santa Rosa	12
Florida A And M University, Leon	11
Kathleen, Polk	11

COVID-19: characteristics of 669,684 Florida resident cases

Data through Sep 17, 2020 verified as of Sep 18, 2020 at 09:25 AM

Data in this report are provisional and subject to change.

The table below includes the cities and counties of residence for cases in Florida residents based on the patient's ZIP Code. Note that city is not always received as part of the initial notification and may be missing while the case is being investigated.

City and county	Cases
Palmdale, Glades	11
Labelle, Glades	11
Key Colony Beach, Monroe	11
Orange Lake, Marion	11
Treasure Island, Pinellas	11
Bayonet Point, Pasco	11
Homosassa Springs, Citrus	10
University Of South Florida, Hillsborough	10
Enterprise, Volusia	10
Lake Suzy, Desoto	10
Highland City, Polk	10
South Palm Beach, Palm Beach	10
Unknown, Dade	10
Florida Gulf Coast Univ, Lee	10
North Venice, Sarasota	10
Reunion, Osceola	9
Horseshoe Beach, Dixie	9
Hurlburt Field, Okaloosa	9
Dowling Park, Suwannee	9
Buena Ventura Lakes, Osceola	9
Cedar Key, Levy	9
Wabasso, Indian River	9
Branford, Lafayette	9
F M, Lee	8
Aloma, Orange	8
University Of Tampa, Hillsborough	8
Eloise, Polk	8
Hernando Beach, Hernando	8
Lacoochee, Pasco	8
Perrine, Dade	8
Pasadena, Pinellas	8
Hialeah, Unknown	8
South Fort Myers, Lee	8
Paxton, Walton	8
Penney Farms, Clay	8
Bradley, Polk	8
Micco, Brevard	8
Lake Como, Putnam	7
Candler, Marion	7
Jacksonville, Unknown	7
Plymouth, Orange	7
Loughman, Polk	7
Lake City, Suwannee	7
Sparr, Marion	7
Mcintosh, Marion	7
Venus, Highlands	7
Wahneta, Polk	7
West Delray Beach, Palm Beach	7
Heathrow, Seminole	7
Goodland, Collier	7
Perdido Key, Escambia	7
Poinciana, Osceola	7
Salt Springs, Marion	7
Gonzalez, Escambia	7
Tallevast, Manatee	7
Steinhatchee, Dixie	6
Saint Marks, Wakulla	6
Psj, Unknown	6
Indian Lake Estates, Polk	6

COVID-19: characteristics of 669,684 Florida resident cases

Data through Sep 17, 2020 verified as of Sep 18, 2020 at 09:25 AM

Data in this report are provisional and subject to change.

The table below includes the cities and counties of residence for cases in Florida residents based on the patient's ZIP Code. Note that city is not always received as part of the initial notification and may be missing while the case is being investigated.

City and county	Cases
Lulu, Columbia	6
Gulf Breeze, Escambia	6
Univ Of Fl Student Dorms, Alachua	6
New Smyrna, Volusia	6
Nichols, Polk	6
Trilby, Pasco	6
Ebro, Washington	6
Palma Sola, Manatee	6
Hallandale Beach, Broward	6
Boca Grande, Lee	5
Mango, Hillsborough	5
Parker, Bay	5
Lake Monroe, Seminole	5
Little Torch Key, Monroe	5
Lowell, Marion	5
Hawthorne, Putnam	5
Ferndale, Lake	5
Murdock, Charlotte	5
Wausau, Washington	5
Woodville, Leon	5
Yankeetown, Levy	5
Westlake, Palm Beach	5
Bonifay, Washington	5
Bostwick, Putnam	5
Long Boat Key, Manatee	5
Ponce De Leon, Walton	5
Maitland, Seminole	5
Homeland, Polk	5
Miromar Lakes, Lee	5
Evinston, Alachua	5
Altamonte Springs, Orange	5
Mayport Naval Station, Duval	5
Nobleton, Hernando	5
Northdale, Hillsborough	5
Port Saint John, Brevard	5
Gulf Hammock, Levy	5
Florida State Univ Admin, Leon	5
Rubonia, Manatee	5
Earleton, Alachua	5
Ft Pierce, St. Lucie	4
Maxville, Duval	4
Stetson University, Volusia	4
Ozona, Pinellas	4
White Springs, Columbia	4
Ybor City, Hillsborough	4
Florida International University, Dade	4
Durant, Hillsborough	4
Fanning Springs, Gilchrist	4
City Of Sunrise, Broward	4
Gulf Stream, Palm Beach	4
Graham, Bradford	4
Indian River Shores, Indian River	4
Hollywood, Unknown	4
International Service Center, Dade	4
Oneco, Manatee	4
Westchase, Hillsborough	4
Cudjoe Key, Monroe	4
Fort Charlotte, Charlotte	4
Anna Maria, Manatee	4

COVID-19: characteristics of 669,684 Florida resident cases

Data through Sep 17, 2020 verified as of Sep 18, 2020 at 09:25 AM

Data in this report are provisional and subject to change.

The table below includes the cities and counties of residence for cases in Florida residents based on the patient's ZIP Code. Note that city is not always received as part of the initial notification and may be missing while the case is being investigated.

City and county	Cases
Duette, Manatee	4
Long Key, Monroe	4
Missing, Hamilton	4
Redington Shores, Pinellas	4
Green Acres, Palm Beach	4
Alturas, Polk	4
Apopka, Seminole	4
Laud-By-The-Sea, Broward	4
Ponte Vedra, Duval	4
University Park, Manatee	4
Valkaria, Brevard	4
The Villages, Marion	4
Siesta Key, Sarasota	4
Quail Heights, Dade	4
Saint Lucie West, St. Lucie	4
Ridge Manor, Pasco	4
Pembroke Park, Broward	4
Mayport, Duval	4
Shady Grove, Taylor	4
Buckingham, Lee	4
Cortez, Manatee	4
Graceville, Holmes	3
Jacksonville, Clay	3
Florence Villa, Polk	3
Pine Hills, Orange	3
Orlando, Unknown	3
Putnam Hall, Putnam	3
Trenton, Levy	3
Indian Shores, Pinellas	3
Lynbrook, Broward	3
Jensen Beach, St. Lucie	3
Belleair Bluffs, Pinellas	3
Captiva, Lee	3
Fairfield, Marion	3
Fort Lauderdale, Unknown	3
Davenport, Osceola	3
Champions Gate, Polk	3
Chokoloskee, Collier	3
Forest City, Orange	3
Fort Ogden, Desoto	3
Goldenrod, Seminole	3
Saint George Island, Franklin	3
Telogia, Liberty	3
Port Salerno, Martin	3
Margate, Unknown	3
Lealman, Pinellas	3
East Lake, Marion	3
Crystal Springs, Pasco	3
Daytona Beach Shores, Volusia	3
Deer Island, Lake	3
Cottdale, Washington	3
Bayshore Gardens, Manatee	3
Everglades City, Collier	3
Eglin, Okaloosa	3
Grove City, Charlotte	3
Virginia Gardens, Dade	3
Vernon, Bay	3
Mayport Naval Housing, Duval	3
Mount Plymouth, Lake	3

COVID-19: characteristics of 669,684 Florida resident cases

Data through Sep 17, 2020 verified as of Sep 18, 2020 at 09:25 AM

Data in this report are provisional and subject to change.

The table below includes the cities and counties of residence for cases in Florida residents based on the patient's ZIP Code. Note that city is not always received as part of the initial notification and may be missing while the case is being investigated.

City and county	Cases
Salem, Taylor	3
Holder, Citrus	3
Braden River, Manatee	3
Fpo, Duval	3
Elfers, Pasco	3
Cypress Gardens, Polk	3
Celebration, Orange	3
Citrus Hills, Citrus	3
El Jobean, Charlotte	3
Basinger, Okeechobee	3
Leisure City, Dade	3
Lauderhill, Unknown	3
Point Washington, Walton	3
Roseland, Indian River	3
Orlando, Osceola	3
West Palm Beach, Unknown	3
Saint Leo, Pasco	3
Sugarloaf, Monroe	3
Pensacola, Unknown	3
Pine Castle, Orange	3
Milligan, Okaloosa	3
Clarcona, Orange	3
San Carlos Park, Lee	3
Shady Hills, Pasco	3
Morrison, Marion	3
Lakeshore, Polk	3
Miami Gardens, Unknown	3
Mesa, Unknown	2
Longboat Key, Sarasota	2
Ormond Beach, Flagler	2
Sorrento, Orange	2
Pompano Beach, Unknown	2
Jacksonville Naval Hospital, Duval	2
Bayou George, Bay	2
Champions Gate, Osceola	2
Clewiston, Palm Beach	2
Cypress, Jackson	2
Deerfield Beach, Unknown	2
Miccosukee, Leon	2
Lamont, Taylor	2
Glenwood, Volusia	2
High Springs, Gilchrist	2
Rosemary Beach, Walton	2
Nalcrest, Polk	2
Unknown, Seminole	2
Sand Lake, Orange	2
Sugarloaf Key, Monroe	2
Mount Dora, Orange	2
Laurel Hill, Walton	2
Miami, Martin	2
Miramar, Unknown	2
Haines City, Orange	2
Jonesville, Alachua	2
Lake Butler, Bradford	2
Bella Collina, Lake	2
Dade City, Hernando	2
Samoset, Manatee	2
Sarasota, Unknown	2
Union Park, Orange	2

COVID-19: characteristics of 669,684 Florida resident cases

Data through Sep 17, 2020 verified as of Sep 18, 2020 at 09:25 AM

Data in this report are provisional and subject to change.

The table below includes the cities and counties of residence for cases in Florida residents based on the patient's ZIP Code. Note that city is not always received as part of the initial notification and may be missing while the case is being investigated.

City and county	Cases
St Cloud, Orange	2
Orange Springs, Marion	2
Oakland Park, Unknown	2
Wakulla Springs, Wakulla	2
Florida Power & Light Co, Dade	2
Gibsonia, Polk	2
Bonita Springs, Collier	2
Destin, Unknown	2
Madison, Unknown	2
Redington Beach, Pinellas	2
Town N Country, Hillsborough	2
Wewahitchka, Calhoun	2
Scottsmoor, Brevard	2
Orlando, Brevard	2
Lanark Village, Franklin	2
Lake Harbor, Palm Beach	2
Bonita Beach, Lee	2
Brooksville, Pasco	2
Archer, Levy	2
Hallandale Beach, Unknown	2
Loxahatchee Groves, Palm Beach	2
Upper Key Largo, Monroe	2
Ramrod Key, Monroe	2
River Ranch, Polk	2
Port Charlotte, Unknown	2
None, Dade	2
West Bradenton, Manatee	2
Ludlam, Dade	2
Laurel, Sarasota	2
Oklawaha, Marion	2
Tampa, Pinellas	2
Sunny Hills, Washington	2
Switzerland, St. Johns	2
Doctors Inlet, Clay	2
Grandin, Putnam	2
Hollywood, Dade	2
Inlet Beach, Bay	2
Clermont, Polk	2
Watersound, Walton	2
White City, Gulf	2
Worthington Springs, Union	1
Wesley Chapel, Alachua	1
Weston, Dade	1
Clermont, Orange	1
99, Unknown	1
Boca Raton, Unknown	1
Aollywoss, Dade	1
Beverly Beach, Flagler	1
Hispanic, St. Lucie	1
Fort Pierce, Martin	1
Kissimmee, Brevard	1
Fellsmele, Brevard	1
Estero, Collier	1
Dade City, Hillsborough	1
Dallas, Lee	1
Deland, Lake	1
Tampa Palms, Hillsborough	1
South Daytona Beach, Volusia	1
Tarpon Springs, Pasco	1

COVID-19: characteristics of 669,684 Florida resident cases

Data through Sep 17, 2020 verified as of Sep 18, 2020 at 09:25 AM

Data in this report are provisional and subject to change.

The table below includes the cities and counties of residence for cases in Florida residents based on the patient's ZIP Code. Note that city is not always received as part of the initial notification and may be missing while the case is being investigated.

City and county	Cases
Tewksbury, Orange	1
Unknown, Columbia	1
Olustee, Baker	1
Opalocka, Dade	1
Okeechobee, St. Lucie	1
Riverview, Unknown	1
San Antonio, Unknown	1
Lecanto, Marion	1
Miamf, Dade	1
Pine Ridge, Citrus	1
Pineland, Lee	1
West Villages, Sarasota	1
Wintergarden, Orange	1
Newark, Broward	1
Niceville, Walton	1
No, Pasco	1
Port Everglades, Broward	1
Orlando, Lake	1
Middlesburg, Duval	1
Miami, Palm Beach	1
Mount Pleasant, Gadsden	1
Saint Augusaintine Beach, St. Johns	1
Saint Augustine Beach, St. Johns	1
Seven Springs, Pasco	1
Palm City, St. Lucie	1
Port Saint Lucie, Martin	1
Washington, Unknown	1
Unkown, Seminole	1
South Miami, Unknown	1
Spring Hill , Hernando	1
Tallahassee, Unknown	1
Lake Geneva, Clay	1
Harrison, Pinellas	1
Hailandale, Unknown	1
Immokalee, Lee	1
Homeless, Polk	1
Boca Raton, Orange	1
Fort Myers, Unknown	1
Fort Pierce, Unknown	1
Coconut Creek, Unknown	1
Davenport, Orange	1
Los Angeles, Polk	1
Miami Granders, Dade	1
Grand Island, Unknown	1
Green, Clay	1
Fwb, Unknown	1
Gastonia, Polk	1
Hialean, Unknown	1
Hilliard, Dade	1
Holt, Unknown	1
Deltona , Volusia	1
Duke Field Air Force Station, Okaloosa	1
Dunnellon, Levy	1
Cosselberry, Orange	1
Crestview, Dade	1
Dania, Unknown	1
Darien, Pasco	1
Brewton, Escambia	1
Bartow, Unknown	1

COVID-19: characteristics of 669,684 Florida resident cases

Data through Sep 17, 2020 verified as of Sep 18, 2020 at 09:25 AM

Data in this report are provisional and subject to change.

The table below includes the cities and counties of residence for cases in Florida residents based on the patient's ZIP Code. Note that city is not always received as part of the initial notification and may be missing while the case is being investigated.

City and county	Cases
Boca Roton, Unknown	1
Caryville, Holmes	1
Cassadaga, Volusia	1
Palm Coast, Orange	1
Opa Locka, Unknown	1
Orange, Orange	1
Orl, Orange	1
Sea Ranch Lakes, Broward	1
Saint Petersburg, Dade	1
San Pedro Sula, Dade	1
Rosemary Beach, Bay	1
Saint Cloud, Orange	1
Port Charlotte Fl, Unknown	1
Seminole, Orange	1
Wimauma, Manatee	1
Wayne, Dade	1
Sumatra, Liberty	1
Wilbur By The Sea, Volusia	1
Winterpark, Unknown	1
Unknown Out Of Area, Duval	1
Valrico, Orange	1
Pt St Lucie, St. Lucie	1
Tampa, Orange	1
Orlando, Orange	1
Palm City, Unknown	1
Ocala, Unknown	1
Ocean Breeze, Martin	1
N/A, Duval	1
Melrose, Bradford	1
Miamt, Dade	1
Mid Florida, Seminole	1
Live Oak, Columbia	1
Lauderdale Hill, Unknown	1
Jacksonville, Dade	1
Innovation, Pasco	1
Bryn Mawr, Palm Beach	1
Apopka, Unknown	1
Alligator Point, Wakulla	1
Amelia City, Nassau	1
Fortlauderdale, Unknown	1
Ft Pierce, Unknown	1
Garland, Orange	1
Eustic, Unknown	1
Everett, Dade	1
Fl State Lot, Leon	1
Hallandate Ben, Unknown	1
Greenacres, Unknown	1
Homeless, Dade	1
Hickory, Lee	1
Hialeah, Broward	1
Vernon, Walton	1
Unknown, Manatee	1
Windermere, Unknown	1
Xifamk, Dade	1
Okeechobee, Martin	1
Okeechobi, Unknown	1
North Lauderdale, Unknown	1
North Porte, Unknown	1
Notrealville, Polk	1

COVID-19: characteristics of 669,684 Florida resident cases

Data through Sep 17, 2020 verified as of Sep 18, 2020 at 09:25 AM

Data in this report are provisional and subject to change.

The table below includes the cities and counties of residence for cases in Florida residents based on the patient's ZIP Code. Note that city is not always received as part of the initial notification and may be missing while the case is being investigated.

City and county	Cases
North Port, Manatee	1
Mount, Lake	1
Miami, Broward	1
Miamksaohes, Dade	1
Twentynine Palms, Broward	1
Sunrise, Unknown	1
Suwannee, Dixie	1
Syracuse, Unknown	1
Seguin, Unknown	1
Seacrest, Walton	1
San Fernando, Unknown	1
San Marcos, Unknown	1
Plantation, Leon	1
Pooler, Broward	1
Panomo City, Bay	1
Pensacola, Dade	1
Dade City, Unknown	1
Crestview, Walton	1
Fellsmere, Brevard	1
Fernandina, Nassau	1
Babcock Ranch, Lee	1
Hillsboro Beach, Broward	1
Greenville, Taylor	1
Island Grove, Alachua	1
Jupiter Inlet, Palm Beach	1
Indian Rock Beach, Pinellas	1
Lauderdale Lakes, Unknown	1
Kilgore, Dade	1
Metter, Manatee	1
Mexico Beach, Gulf	1
Miami Dade, Unknown	1
East Rockland Key, Monroe	1
Fort Lauderdale, Dade	1
Apo, Collier	1
Arcadia, Unknown	1
Astor, Volusia	1
At Large, Broward	1
Austin, Dade	1
Boys Ranch, Suwannee	1
Big Torch Key, Monroe	1
Bonifay, Unknown	1
Lake Worth, Unknown	1
Julington Creek, St. Johns	1
Jupiter Island, Martin	1
Jena, Taylor	1
Marathon Shores, Monroe	1
Litchfield Park, Unknown	1
Na, Dade	1
Okeechobee, Highlands	1
Orange Park, Duval	1
Palatka, Marion	1
Pensacola Naval Hospital, Escambia	1
Port St Luice, Unknown	1
Port St. Lucie, St. Lucie	1
Rices Landing, Dade	1
Seacrest, Bay	1
Stiamk, Dade	1
Tavares, Unknown	1
Temple, Palm Beach	1

COVID-19: characteristics of 669,684 Florida resident cases

Data through Sep 17, 2020 verified as of Sep 18, 2020 at 09:25 AM

Data in this report are provisional and subject to change.

The table below includes the cities and counties of residence for cases in Florida residents based on the patient's ZIP Code. Note that city is not always received as part of the initial notification and may be missing while the case is being investigated.

City and county	Cases
Unknown, Duval	1
Venice, Dade	1
West Hollywood, Broward	1
Webster, Hernando	1
Weston, Unknown	1
Winter Springs, Orange	1
Venetian Islands, Dade	1
Venice, Manatee	1
Tamarac, Dade	1
Unkn, Duval	1
Westville, Walton	1
Northport, Sarasota	1
Orange County, Seminole	1
Orl, Osceola	1
Other, Dade	1
Pass-A-Grille Beach, Pinellas	1
Pensacola Beach, Escambia	1
Saint Johns, Duval	1
Rocky Point, Hillsborough	1
Hoclywsod, Dade	1
Kenilworth, Leon	1
Lakeland, Unknown	1
Layton, Monroe	1
Los Angeles, Dade	1
Mckinney, Broward	1
Miamc, Dade	1
Coconut Ck, Unknown	1
Carl Fisher, Dade	1
Brooklyn, Lee	1
Apollo Beach, Manatee	1
Alpharetta, Broward	1
Garden City, Alachua	1
Franklin, Unknown	1
Hallandale, Unknown	1
Homeless, Hillsborough	1
Homeless, Pinellas	1
Hutchinson Island, St. Lucie	1
Cape Haze, Charlotte	1
Branford, Gilchrist	1
Davie, Unknown	1
Alva, Escambia	1
Babcock Ranch, Charlotte	1
Baker, Santa Rosa	1
Interlachen, Duval	1
Jacksonville Naval Air Station, Duval	1
Kissimmee, Unknown	1
Homossa, Orange	1
Hosford, Calhoun	1
Indian Creek Village, Dade	1
Hialeahgardens, Dade	1
Duck Key, Monroe	1
Perth Amboy, Hillsborough	1
Panama City, Unknown	1
Punta Gorda, Unknown	1
Saint Lucie Village, St. Lucie	1
Sharpes, Brevard	1
Unk, Alachua	1
Unknown, Unknown	1
Oldsra, Manatee	1

COVID-19: characteristics of 669,684 Florida resident cases

Data through Sep 17, 2020 verified as of Sep 18, 2020 at 09:25 AM

Data in this report are provisional and subject to change.

The table below includes the cities and counties of residence for cases in Florida residents based on the patient's ZIP Code. Note that city is not always received as part of the initial notification and may be missing while the case is being investigated.

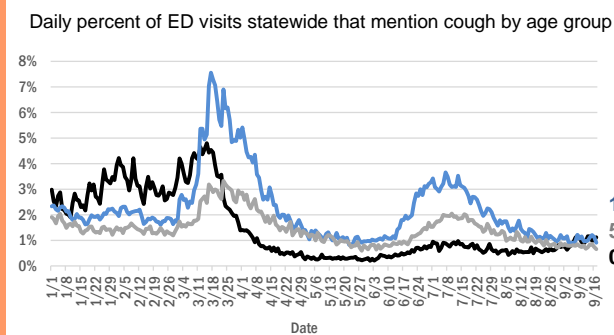
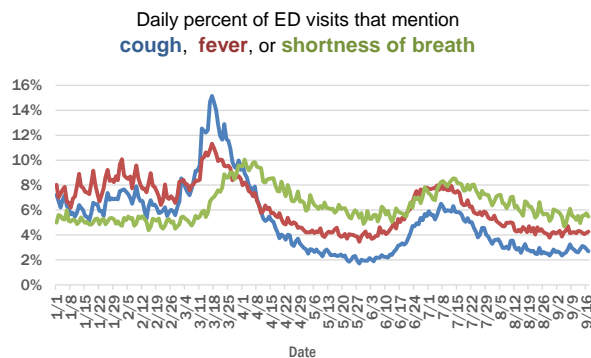
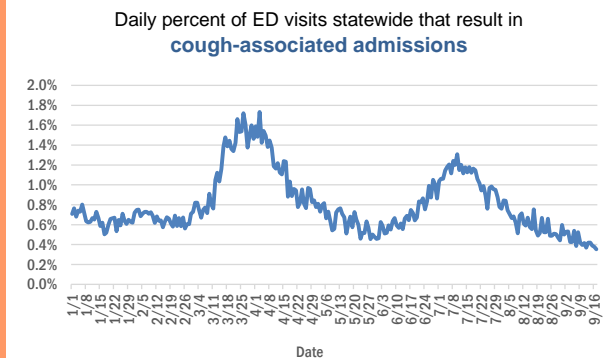
City and county	Cases
North Fort Myers, Charlotte	1
North Laud, Unknown	1
Monroe, Hillsborough	1
Lucedale, St. Lucie	1
Jacksonville, Nassau	1
Miramar, Dade	1
Sunrtise, Dade	1
Watersound, Bay	1
Vero Beach, Unknown	1
Wtixrat, Dade	1
Yeehaw, Okeechobee	1
Total	669,684

COVID-19: additional surveillance information

Data through Sep 17, 2020 verified as of Sep 18, 2020 at 09:25 AM

Data in this report are provisional and subject to change.

Statewide emergency department (ED) chief complaint and admission data



The Electronic Surveillance System for the Early Notification of Community-Based Epidemics (ESSENCE-FL) includes chief complaint data from 211 of 212 Florida EDs. Data are transmitted electronically to ESSENCE-FL daily or hourly.

COVID-19: All Florida residents with test results reported

Data through Sep 17, 2020 verified as of Sep 18, 2020 at 09:25 AM

Data in this report are provisional and subject to change.

The table below includes persons with laboratory results that the Department of Health has received electronically or by mail/fax for Florida residents.

County	Awaiting testing	Inconclusive	Negative	Positive	Percent positive	Total tested
Dade	512	2,009	709,547	164,888	19%	876,444
Broward	106	883	467,703	74,669	14%	543,255
Palm Beach	327	619	305,515	44,499	13%	350,633
Hillsborough	356	535	261,237	40,152	13%	301,924
Orange	427	300	293,825	38,190	11%	332,315
Duval	231	226	231,583	28,737	11%	260,546
Pinellas	9	136	189,356	21,212	10%	210,704
Lee	32	106	118,219	19,502	14%	137,827
Polk	76	105	108,665	18,848	15%	127,618
Collier	47	88	63,106	12,256	16%	75,450
Osceola	195	130	67,864	11,887	15%	79,881
Manatee	20	81	91,414	10,969	11%	102,464
Escambia	4	57	75,103	10,939	13%	86,099
Volusia	87	118	81,185	10,345	11%	91,648
Leon	19	141	73,782	9,443	11%	83,366
Marion	19	109	60,115	9,312	13%	69,536
Seminole	111	69	72,522	8,706	11%	81,297
Pasco	133	56	77,594	8,670	10%	86,320
Brevard	27	59	93,035	8,238	8%	101,332
Sarasota	18	61	82,912	7,730	9%	90,703
St. Lucie	266	52	50,181	7,715	13%	57,948
Lake	187	102	74,521	7,169	9%	81,792
Alachua	25	28	86,216	7,099	8%	93,343
Bay	18	67	27,150	5,678	17%	32,895
Santa Rosa	40	38	30,393	5,140	14%	35,571
St. Johns	44	35	48,142	4,936	9%	53,113
Clay	17	26	40,908	4,708	10%	45,642
Okaloosa	33	48	31,031	4,680	13%	35,759
Martin	49	47	28,941	4,636	14%	33,624
Columbia	5	56	13,112	3,591	21%	16,759
Indian River	54	18	30,832	3,026	9%	33,876
Hernando	4	17	23,374	2,957	11%	26,348
Charlotte	6	37	29,168	2,915	9%	32,120
Gadsden	5	38	13,365	2,672	17%	16,075
Jackson	23	12	13,566	2,660	16%	16,238
Citrus	60	10	22,083	2,578	10%	24,671
Suwannee	2	49	8,190	2,560	24%	10,799
Sumter	27	30	20,767	2,131	9%	22,928
Highlands	11	10	18,166	2,035	10%	20,211
Hendry		19	7,821	2,035	21%	9,875
Putnam	10	12	14,531	2,021	12%	16,564
Nassau	43	18	17,952	1,861	9%	19,831
Monroe	48	12	15,271	1,771	10%	17,054
Walton	2	36	10,619	1,711	14%	12,366
Flagler	12	17	17,691	1,617	8%	19,325
Desoto	6	8	9,274	1,540	14%	10,822
Okeechobee	3	14	9,129	1,404	13%	10,547

COVID-19: All Florida residents with test results reported

Data through Sep 17, 2020 verified as of Sep 18, 2020 at 09:25 AM

Data in this report are provisional and subject to change.

The table below includes persons with laboratory results that the Department of Health has received electronically or by mail/fax for Florida residents.

County	Awaiting testing	Inconclusive	Negative	Positive	Percent positive	Total tested
Baker	35	26	6,092	1,387	18%	7,505
Taylor	6	29	5,069	1,277	20%	6,375
Hardee	3	9	6,384	1,261	16%	7,654
Lafayette	3	12	1,421	1,228	46%	2,661
Wakulla	3	38	8,761	1,059	11%	9,858
Washington	11	20	5,836	1,042	15%	6,898
Bradford	2	20	5,491	999	15%	6,510
Levy		8	7,120	987	12%	8,115
Madison	1	11	4,918	984	17%	5,913
Union		18	8,647	858	9%	9,523
Gulf	4	5	4,786	855	15%	5,646
Hamilton	1	2	4,614	818	15%	5,434
Dixie	1	12	4,365	814	16%	5,191
Holmes	2	10	4,485	707	14%	5,202
Calhoun	1	10	4,246	604	12%	4,860
Franklin	5	7	4,244	585	12%	4,836
Jefferson		15	3,140	532	14%	3,687
Gilchrist	1	9	4,038	498	11%	4,545
Glades		1	884	491	36%	1,376
Liberty	1		2,945	487	14%	3,432
Unknown	1	36	13,842	173	1%	14,051
Total	3,837	7,042	4,348,004	669,684	13%	5,024,730

COVID-19: testing by laboratory

Data through Sep 17, 2020 verified as of Sep 18, 2020 at 09:25 AM

Data in this report are provisional and subject to change.

The numbers in the table below represent the number of Florida and non-Florida residents for whom test results were received by the Department of Health. A person can be tested by more than one laboratory and can have both positive and negative results. **Therefore, the sum of the numbers in each column will be larger than the total number of people tested.**

Reporting lab	Inconclusive	Negative	Positive	Percent positive	Total
LABORATORY CORPORATION OF AMERICA	1,507	880,996	116,890	12%	999,393
QUEST DIAGNOSTICS - TAMPA	7,227	809,323	116,980	13%	933,530
BIO REFERENCE LABORATORIES, INC	7,063	554,845	107,026	16%	668,934
GENETWORK	662	390,611	32,872	8%	424,145
CURATIVE LABS	5,616	343,112	35,559	9%	384,287
REALTOX LABS LLC	3,317	259,517	45,006	15%	307,840
NORTHWEST LABORATORY	236	118,042	6,266	5%	124,544
ELABNETWORK	866	112,811	9,460	8%	123,137
ADVENT HEALTH LAB	112	101,338	14,164	12%	115,614
MEDICAL DIAGNOSTIC LABORATORIES	891	91,233	13,179	13%	105,303
MAKO GENOMICS	5,162	84,629	14,987	14%	104,778
KORVALABS, INC	1,234	88,307	4,474	5%	94,015
MAYO CLINIC LABORATORIES	214	74,870	7,663	9%	82,747
BIOCOLLECTIONS WORLDWIDE, INC	453	67,202	10,205	13%	77,860
MEMORIAL REGIONAL HOSPITAL SOUTH	20	59,154	13,743	19%	72,917
BAYCARE LABORATORIES LLC	373	65,591	6,057	8%	72,021
QUEST DIAGNOSTICS NICHOLS INSTITUTE, INC.	322	62,035	8,091	11%	70,448
BPHL-JACKSONVILLE	17	59,705	10,407	15%	70,129
RCA LABORATORY SERVICES, LLC		62,166	2,645	4%	64,811
SACRED HEART HOSPITAL LABORATORY	2	56,305	7,018	11%	63,325
Florida_Hospital	59	46,811	5,228	10%	52,098
DIATHERIX LABORATORIES		45,540	6,345	12%	51,885
UF PATHLABS	33	48,480	3,106	6%	51,619
ORLANDO REG MED CENTER CLINICAL LAB	509	44,942	6,030	12%	51,481
TAMPA GENERAL HOSPITAL	4	47,517	3,624	7%	51,145
BPHL-MIAMI	220	39,109	8,400	18%	47,729
TESTING MATTERS INC		41,003	5,231	11%	46,234
ARUP LABORATORIES		40,629	2,618	6%	43,247
SUNPATH MEDICAL DIAGNOSTICS LABORATORY	299	35,610	5,668	14%	41,577
BPHL-TAMPA (SPECTRUM BLVD)	45	33,975	5,656	14%	39,676
VIRACOR-EUROFINS LABORATORIES		30,109	9,007	23%	39,116
JACKSON MEMORIAL HOSPITAL CLINICAL LAB	79	31,097	7,185	19%	38,361
IMPACT HEALTH BIOMETRIC TESTING, INC	301	31,108	3,942	11%	35,351
ST VINCENT'S MEDICAL CENTER - RIVERSIDE	1	30,844	3,657	11%	34,502
SHANDS AT THE UNIVERSITY OF FLORIDA	222	32,075	1,881	6%	34,178
LAKELAND REGIONAL MEDICAL CENTER	87	28,205	3,314	10%	31,606
AIT LABORATORIES		28,201	3,227	10%	31,428
AMERICAN HEALTH ASSOCIATES	8	26,068	2,626	9%	28,702
AKESOGEN		21,524	3,283	13%	24,807
TALLAHASSEE MEMORIAL HOSPITAL	93	19,946	2,510	11%	22,549
CAPE CORAL HOSPITAL CLINICAL LABORATORY	1	19,151	3,251	15%	22,403
WALGREENS	14	18,726	3,203	15%	21,943
BROWARD GENERAL MEDICAL CENTER-CLINICAL LAB	2	17,593	2,163	11%	19,758
BAPTIST MEDICAL CENTER JACKSONVILLE	1	18,123	1,153	6%	19,277
BAPTIST HOSPITAL OF MIAMI CLINICAL LABORATORY	40	16,053	3,126	16%	19,219
SHANDS JACKSONVILLE MEDICAL CENTER INC	32	16,382	1,498	8%	17,912

COVID-19: testing by laboratory

Data through Sep 17, 2020 verified as of Sep 18, 2020 at 09:25 AM

Data in this report are provisional and subject to change.

The numbers in the table below represent the number of Florida and non-Florida residents for whom test results were received by the Department of Health. A person can be tested by more than one laboratory and can have both positive and negative results. **Therefore, the sum of the numbers in each column will be larger than the total number of people tested.**

Reporting lab	Inconclusive	Negative	Positive	Percent positive	Total
NIZNIK LAB CORP	348	11,386	5,048	30%	16,782
ADVENTHEALTH DAYTONA BEACH	32	14,975	1,119	7%	16,126
SARASOTA MEMORIAL HOSPITAL MAIN LAB	12	14,555	1,159	7%	15,726
APPLIED INGENUITY DIAGNOSTICS LLC		14,650	906	6%	15,556
STATLAB_MOBILE	1	13,815	1,366	9%	15,182
FLORIDA HOSPITAL - TAMPA	37	13,762	1,332	9%	15,131
ECCO LAB GROUP CO	282	11,493	2,977	20%	14,752
UNIVERSITY OF MIAMI HOSPITAL	10	12,700	1,816	13%	14,526
PALMETTO GENERAL HOSPITAL LAB	3	10,716	2,974	22%	13,693
ACCESS DX LABORATORY	153	11,952	1,456	11%	13,561
MOUNT SINAI MEDICAL CENTER	6	12,135	1,350	10%	13,491
ST JOSEPHS HOSPITAL LABORATORY	12	11,729	1,700	13%	13,441
NAPLES COMMUNITY HOSPITAL	46	11,989	1,390	10%	13,425
NICKLAUS CHILDREN'S HOSPITAL	40	10,964	2,367	18%	13,371
MILLENNIUM PHYSICIAN GROUP		11,165	2,076	16%	13,241
NORTH FLORIDA REGIONAL MEDICAL CENTER		11,394	1,306	10%	12,700
CLEVELAND CLINIC HOSPITAL LAB	4	11,132	1,208	10%	12,344
BIOCERNA LABS	409	9,543	1,486	13%	11,438
JFK MEDICAL CENTER LAB	1	9,668	1,658	15%	11,327
BRANDON REGIONAL HOSPITAL		9,482	1,565	14%	11,047
SOUTH MIAMI HOSPITAL LAB	20	9,696	1,327	12%	11,043
SAINT MARY'S MEDICAL CENTER	15	9,343	1,378	13%	10,736
ABL MEDICAL CARE LLC		9,807	916	9%	10,723
JUPITER MEDICAL CENTER LAB	43	9,437	1,107	10%	10,587
LARKIN COMMUNITY HOSPITAL INC DBA CARDIOTROPIC		6,699	3,611	35%	10,310
INTEGRATED REGIONAL LABORATORIES LLP		8,543	1,619	16%	10,162
QUEST NEW ENGLAND	35	8,616	1,009	10%	9,660
MORTON PLANT HOSPITAL-ADLER INSTITUTE	8	8,928	673	7%	9,609
INDIAN RIVER MEDICAL CENTER LAB		9,046	555	6%	9,601
WELLINGTON REGIONAL MED CTR LAB	4	8,332	1,216	13%	9,552
FLORIDA HOSPITAL WATERMAN LABORATORY	67	8,583	721	8%	9,371
DRS CLACK SPENCER WHITE & MCCORMACK PA D/B/A		8,273	837	9%	9,110
QUEST DIAGNOSTICS INFECTIOUS DISEASE INC	55	7,105	1,648	19%	8,808
PANCARE OF FLORIDA INC		8,018	656	8%	8,674
LABCORP BURLINGTON (LPP)	4	8,222	434	5%	8,660
HELIX	54	7,465	1,105	13%	8,624
LEESBURG REGIONAL MEDICAL CENTER		7,554	856	10%	8,410
MEMORIAL REGIONAL HOSPITAL CLINICAL LABORATORY	9	7,613	569	7%	8,191
HOMESTEAD HOSPITAL CLINICAL LABORATORY	14	6,350	1,698	21%	8,062
ARNOLD PALMER MEDICAL CENTER CLINICAL LAB		7,674	276	3%	7,950
COAST DIAGNOSTICS LLC	20	7,317	551	7%	7,888
LARKIN COMMUNITY HOSPITAL	10	6,464	1,162	15%	7,636
DELRAY MEDICAL CENTER	3	6,703	789	11%	7,495
OSCEOLA REGIONAL MEDICAL CENTER	1	6,344	1,103	15%	7,448

COVID-19: testing by laboratory

Data through Sep 17, 2020 verified as of Sep 18, 2020 at 09:25 AM

Data in this report are provisional and subject to change.

The numbers in the table below represent the number of Florida and non-Florida residents for whom test results were received by the Department of Health. A person can be tested by more than one laboratory and can have both positive and negative results. **Therefore, the sum of the numbers in each column will be larger than the total number of people tested.**

Reporting lab	Inconclusive	Negative	Positive	Percent positive	Total
FULGENT DIAGNOSTICS LABORATORY	174	6,733	531	7%	7,438
BOSTON HEART DIAGNOSTICS CORP		6,324	1,000	14%	7,324
WEST KENDALL BAPTIST HOSPITAL LABORATORY	6	5,846	1,467	20%	7,319
LAWNWOOD REGIONAL MEDICAL CENTER	1	6,123	1,015	14%	7,139
MEMORIAL HOSPITAL JACKSONVILLE	8	5,675	1,425	20%	7,108
REAL DIAGNOSTICS	77	6,554	473	7%	7,104
Lee Memorial Hospital		5,468	1,590	23%	7,058
ST ANTHONY'S HOSPITAL LAB	11	6,164	785	11%	6,960
AEGIS SCIENCES CORPORATION	30	6,294	595	9%	6,919
WINTER HAVEN HOSPITAL CLINICAL LABORATORY	1	5,778	1,085	16%	6,864
BAPTIST HOSPITAL OF MIAMI MOLECULAR DIAGNOSTICS	58	5,834	846	13%	6,738
BAPTIST MEDICAL CENTER SOUTH		6,068	449	7%	6,517
LUMINUS DIAGNOSTICS		5,963	518	8%	6,481
GOOD SAMARITAN MEDICAL CENTER LAB	1	5,440	955	15%	6,396
PATIENTS FIRST LAKE ELLA MEDICAL CENTER PA		4,580	1,740	28%	6,320
QUEST DIAGNOSTICS - WEST HILLS	21	6,036	226	4%	6,283
ST JOSEPHS HOSPITAL	7	5,440	775	12%	6,222
ORANGE PARK MEDICAL CENTER	9	4,950	1,227	20%	6,186
MEASE COUNTRYSIDE LAB	1	5,604	563	9%	6,168
BETHESDA HOSPITAL EAST		5,481	630	10%	6,111
GULF COAST MEDICAL CENTER MICROLAB		4,546	1,410	24%	5,956
HALIFAX MEDICAL CENTER LAB	27	4,859	782	14%	5,668
FLORIDA HOSPITAL HEARTLAND MED CTR CLINICAL LAB	33	4,994	584	10%	5,611
WEST FLORIDA HOSPITAL LAB		4,482	1,124	20%	5,606
BAPTIST HOSPITAL LABORATORY	4	4,717	862	15%	5,583
EXACT SCIENCES LABORATORIES		5,108	394	7%	5,502
MANATEE MEMORIAL HOSPITAL		4,955	510	9%	5,465
WEST BOCA MEDICAL CENTER LAB		4,890	511	9%	5,401
QUEST DIAGNOSTICS	4	4,881	414	8%	5,299
THE VILLAGES REGIONAL HOSPITAL		4,917	366	7%	5,283
QUEST DIAGNOSTICS NICHOLS INSTITUTE - SJC (ELR)	30	4,510	734	14%	5,274
CORAL GABLES HOSPITAL CLINICAL LABORATORY		4,150	1,120	21%	5,270
WESTSIDE REGIONAL MED CTR	2	4,297	968	18%	5,267
ADVENTHEALTH WESLEY CHAPEL	14	4,792	405	8%	5,211
LARGO MEDICAL CENTER		4,553	615	12%	5,168
HEALTH PARK MEDICAL CENTER CLINICAL LAB		4,194	913	18%	5,107
OAK HILL HOSPITAL		4,524	570	11%	5,094
NORTHWEST MEDICAL CENTER	1	4,037	1,044	21%	5,082
PALM BEACH GARDENS MEDICAL CTR LAB		4,612	463	9%	5,075
MARTIN HOSPITAL SOUTH LAB		4,763	279	6%	5,042
DOCTORS HOSPITAL	2	4,055	922	19%	4,979
NCH NORTH NAPLES HOSPITAL LAB	11	4,247	658	13%	4,916
INGENIOUS PERSONALIZED MEDICINE	49	3,681	1,179	24%	4,909
MERCY HOSPITAL A CAMPUS OF PLANTATION GEN HOSP LAB	1	3,724	1,173	24%	4,898

COVID-19: testing by laboratory

Data through Sep 17, 2020 verified as of Sep 18, 2020 at 09:25 AM

Data in this report are provisional and subject to change.

The numbers in the table below represent the number of Florida and non-Florida residents for whom test results were received by the Department of Health. A person can be tested by more than one laboratory and can have both positive and negative results. **Therefore, the sum of the numbers in each column will be larger than the total number of people tested.**

Reporting lab	Inconclusive	Negative	Positive	Percent positive	Total
Capital Regional Medical Ctr		3,835	994	21%	4,829
AVENTURA HOSPITAL LAB		3,617	1,144	24%	4,761
RUTGERS CLINICAL GENOMICS LABORATORY	10	4,480	190	4%	4,680
FLORIDA HOSPITAL FLAGLER	28	4,330	314	7%	4,672
CORAL SPRINGS MED CTR		4,100	457	10%	4,557
PALMS WEST HOSPITAL LAB	2	3,642	886	20%	4,530
FLORIDA HOSPITAL ZEPHYRHILLS	10	4,184	321	7%	4,515
FLORIDA MEDICAL CENTER - A CAMPUS OF NORTH SHORE	2	3,852	632	14%	4,486
BROWARD HEALTH NORTH CLINICAL LABORATORY		3,885	600	13%	4,485
BLAKE MEDICAL CENTER		3,748	726	16%	4,474
NORTH SHORE MEDICAL CENTER		3,536	932	21%	4,468
MEMORIAL HOSPITAL WEST LABORATORY SERVICES	13	3,949	441	10%	4,403
INFORM DIAGNOSTICS, INC		4,068	217	5%	4,285
FLORIDA HOSPITAL DELAND	9	3,608	638	15%	4,255
AVECINA MEDICAL OAKLEAF	1	3,606	570	14%	4,177
FLORIDA HOSPITAL OF CARROLLWOOD	22	3,627	520	12%	4,169
REGIONAL MEDICAL CENTER BAYONET POINT	2	3,830	324	8%	4,156
PLANTATION GENERAL HOSPITAL		3,209	903	22%	4,112
NEMOURS CHILDRENS HOSPITAL		3,906	106	3%	4,012
MEDICAL CENTER OF TRINITY CLINICAL LABORATORY		3,481	514	13%	3,995
NORTHSIDE HOSPITAL AND HEART INSTITUTE		3,486	485	12%	3,971
BAYFRONT MEDICAL CENTER	12	3,018	939	24%	3,969
CLEVELAND CLINIC MARTIN SOUTH HOSPITAL		3,605	359	9%	3,964
LAKE CITY MEDICAL CENTER		2,966	868	23%	3,834
MOFFITT CANCER CENTER	5	3,707	74	2%	3,786
FULGENT DIAGNOSTICS	89	3,424	231	6%	3,744
DR. P. PHILLIPS HOSPITAL		3,535	157	4%	3,692
OCALA REGIONAL MEDICAL CENTER		3,186	472	13%	3,658
CARDIOTROPIC LABS	81	2,795	723	20%	3,599
ALL CHILDREN'S HOSPITAL LAB		3,382	206	6%	3,588
BAPTIST MEDICAL CENTER - BEACHES		3,302	228	6%	3,530
CENTRAL FLORIDA REGIONAL HOSPITAL		3,068	435	12%	3,503
ACCESS MEDICAL LABORATORIES		2,225	1,225	36%	3,450
NEW YORK STATE ELR - SUNRISE MEDICAL LABORATORIES		3,366	79	2%	3,445
MORTON PLANT-MEASE	1	3,119	238	7%	3,358
GULF COAST MEDICAL CENTER LAB		2,645	707	21%	3,352
LEON MEDICAL CENTERS LLC		2,714	628	19%	3,342
NIGHT LITE PEDIATRICS	1	2,401	916	28%	3,318
LAKEWOOD RANCH MEDICAL CENTER		3,028	270	8%	3,298
ST JOSEPHS NORTH HOSPITAL LAB		2,916	362	11%	3,278
IMPERIAL POINT MEDICAL CENTER		2,980	295	9%	3,275
AVECINA MEDICAL - SOUTHSIDE BLVD	14	3,116	125	4%	3,255
UHEALTH CORAL GABLES/LENNAR MED CTR		3,083	150	5%	3,233
SOUTH LAKE HOSPITAL		2,982	158	5%	3,140
ST LUCIE MEDICAL CENTER		2,450	597	20%	3,047
SOUTH FLORIDA BAPTIST HOSPITAL MICRO	1	2,543	429	14%	2,973

COVID-19: testing by laboratory

Data through Sep 17, 2020 verified as of Sep 18, 2020 at 09:25 AM

Data in this report are provisional and subject to change.

The numbers in the table below represent the number of Florida and non-Florida residents for whom test results were received by the Department of Health. A person can be tested by more than one laboratory and can have both positive and negative results. **Therefore, the sum of the numbers in each column will be larger than the total number of people tested.**

Reporting lab	Inconclusive	Negative	Positive	Percent positive	Total
POINCIANA MEDICAL CENTER		2,208	751	25%	2,959
WEST MARION COMMUNITY HOSPITAL LAB		2,541	394	13%	2,935
NONA SCIENTIFIC	3	2,437	448	16%	2,888
VISTA CLINICAL		1,251	1,625	57%	2,876
BAPTIST MEDICAL CENTER - NASSAU		2,693	139	5%	2,832
FLORIDA HOSPITAL FISH MEMORIAL	18	2,386	374	13%	2,778
PHYSICIANS REGIONAL MEDICAL CENTER - PINE RIDGE RD		2,263	504	18%	2,767
SOUTH SEMINOLE HOSPITAL LABORATORY		2,648	110	4%	2,758
HEALTHQUEST ESOTERICS		1,826	882	33%	2,708
AVECINA MEDICAL JULINGTON	1	2,337	319	12%	2,657
WEST PALM HOSPITAL LAB		2,306	347	13%	2,653
UNIVERSITY HOSPITAL AND MEDICAL CENTER		1,997	637	24%	2,634
FLORIDA HOSPITAL NORTH PINELLAS	11	2,436	185	7%	2,632
WESTCHESTER HOSPITAL	22	2,141	446	17%	2,609
ANNE BATES LEACH EYE HOSPITAL/ ABLEH MICROBIOLOGY LABORATORY		2,542	56	2%	2,598
QUEST DIAGNOSTICS - ATLANTA	4	2,215	289	12%	2,508
WALGREENS OAKLAND PARK	4	2,236	240	10%	2,480
MEDCOMP SCIENCES LLC	29	1,296	1,110	46%	2,435
CLEVELAND CLINIC TRADITION HOSPITAL		2,203	232	10%	2,435
HIALEAH HOSPITAL	4	1,864	519	22%	2,387
MEMORIAL HOSPITAL MICRO		2,151	229	10%	2,380
WALGREEN CO	2	2,091	275	12%	2,368
PWN HEALTH	9	1,629	639	28%	2,277
ST PETERSBURG GENERAL HOSPITAL		1,773	501	22%	2,274
ADVENTHEALTH OCALA LABORATORY		1,861	345	16%	2,206
FORT WALTON BEACH MEDICAL CENTER		1,862	331	15%	2,193
AVERO DIAGNOSTICS - IRVING		2,020	152	7%	2,172
BAPTIST NORTH EMERGENCY CENTER		1,646	520	24%	2,166
MEMORIAL HOSPITAL- MIRAMAR	11	1,947	170	8%	2,128
QUEST DIAGNOSTICS LENEXA	19	1,907	188	9%	2,114
MEASE DUNEDIN HOSPITAL	4	1,919	191	9%	2,114
CLEVELAND CLINIC MARTIN NORTH HOSPITAL		1,846	227	11%	2,073
CITRUS MEMORIAL HOSPITAL LABORATORY		1,873	168	8%	2,041
OVIEDO MEDICAL CENTER		1,702	293	15%	1,995
RAULERSON HOSPITAL		1,660	334	17%	1,994
GENE BY GENE, GENOMICS RESEARCH CENTER LAB	31	1,892	68	3%	1,991
DOCTORS HOSPITAL OF SARASOTA CLINICAL LABORATORY		1,792	195	10%	1,987
HOLIDAY CVS LLC		1,893	38	2%	1,931
LEE HEALTH COCONUT POINT CLINICAL LAB	2	1,457	355	20%	1,814
PALMS OF PASADENA HOSPITAL		1,550	241	13%	1,791
MEMORIAL HOSPITAL PEMBROKE	3	1,572	215	12%	1,790
PUTNAM COMMUNITY MEDICAL CENTER		1,509	235	13%	1,744
P4 CLINICAL, LLC	26	1,446	196	12%	1,668
BETHESDA HOSPITAL WEST		1,508	159	10%	1,667
SOUTH BAY HOSPITAL MICRO		1,405	261	16%	1,666
TWIN CITIES HOSPITAL	1	1,453	156	10%	1,610

COVID-19: testing by laboratory

Data through Sep 17, 2020 verified as of Sep 18, 2020 at 09:25 AM

Data in this report are provisional and subject to change.

The numbers in the table below represent the number of Florida and non-Florida residents for whom test results were received by the Department of Health. A person can be tested by more than one laboratory and can have both positive and negative results. **Therefore, the sum of the numbers in each column will be larger than the total number of people tested.**

Reporting lab	Inconclusive	Negative	Positive	Percent positive	Total
PHYSICIANS REGIONAL MEDICAL CENTER - COLLIER BLVD	1	1,216	349	22%	1,566
LOWER KEYS MEDICAL CENTER		1,418	138	9%	1,556
NIGHT LITE PEDIATRICS URGENT CARE		1,286	264	17%	1,550
BARTOW REGIONAL MEDICAL CENTER	1	1,326	221	14%	1,548
OPTEO LABORATORY		1,506	30	2%	1,536
SYNERGY LABORATORIES	7	1,334	145	10%	1,486
LAKESIDE MEDICAL CENTER		1,031	375	27%	1,406
QUEST DIAGNOSTICS - MIRAMAR	6	365	1,018	73%	1,389
BMCT Molecular Diagnostics Subsection		1,140	242	18%	1,382
SACRED HEART-EMERALD COAST		1,142	199	15%	1,341
ST VINCENT'S MEDICAL CENTER - SOUTHSIDE		1,308	27	2%	1,335
UNIVERSITY OF MIAMI HOSPITAL & CLINICS	2	1,226	65	5%	1,293
QUEST DIAGNOSTICS WOOD DALE	3	1,199	91	7%	1,293
HOLY CROSS HOSPITAL CLINICAL LAB	1	1,244	38	3%	1,283
PATIENTS CHOICE LABORATORIES		742	529	42%	1,271
AVENTUS BIOLABS	1	722	547	43%	1,270
HIGHLANDS REGIONAL MEDICAL CENTER		1,049	211	17%	1,260
GULF BREEZE HOSPITAL LAB	1	1,084	154	12%	1,239
UHEALTH DEERFIELD BEACH/UMSYLVESTER DEERFIELD BEACH LABORATORY	3	1,172	45	4%	1,220
CLINICORE		1,115	91	8%	1,206
LABSTAT LLC	1	1,109	6	1%	1,116
VIKOR SCIENTIFIC	2	617	466	43%	1,085
CLARITY LAB SOLUTIONS		930	142	13%	1,072
MARINERS HOSPITAL		963	102	10%	1,065
UNITED CLINICAL LABORATORY LLC	1	319	728	69%	1,048
BAPTIST EMERGENCY CENTER OAKLEAF		867	179	17%	1,046
GENOVA DIAGNOSTICS LABORATORY	3	976	58	6%	1,037
ORLANDO VA MEDICAL CENTER		859	171	17%	1,030
ENGLEWOOD COMMUNITY HOSPITAL		944	80	8%	1,024
AVECINA MEDICAL		750	262	26%	1,012
LMHS		902	81	8%	983
WALGREENS ORLANDO		851	105	11%	956
ARCPPOINT LABS - FORT MYERS	2	807	144	15%	953
MINUTECLINIC LLC #3703		853	100	10%	953
BAPTIST EMERGENCY CENTER CLAY		832	115	12%	947
BAPTIST HEALTH EMERGENCY CENTER COUNTRY WALK		785	161	17%	946
WATSON CLINIC LLP MAIN		668	270	29%	938
FLOWERS HOSPITAL		830	100	11%	930
LABCORP	1	538	376	41%	915
DESOTO MEMORIAL HOSPITAL CLINICAL LABORATORY	3	724	146	17%	873
ACUTIS DIAGNOSTICS	12	737	113	13%	862
PATHNOSTICS		84	766	90%	850
FLORIDA LABORATORY ANALYSIS		584	256	30%	840
JACKSON HOSPITAL CLINICAL LABORATORY		726	100	12%	826
FLORIDA HOSPITAL ORLANDO		745	74	9%	819
ST VINCENTS CLAY COUNTY		775	26	3%	801

COVID-19: testing by laboratory

Data through Sep 17, 2020 verified as of Sep 18, 2020 at 09:25 AM

Data in this report are provisional and subject to change.

The numbers in the table below represent the number of Florida and non-Florida residents for whom test results were received by the Department of Health. A person can be tested by more than one laboratory and can have both positive and negative results. **Therefore, the sum of the numbers in each column will be larger than the total number of people tested.**

Reporting lab	Inconclusive	Negative	Positive	Percent positive	Total
PHYSICIANS STAT LAB		139	655	82%	794
LABCORP RTP	3	138	651	82%	792
Assurance Scientific Laboratories		620	166	21%	786
SANTA ROSA MEDICAL CENTER		543	234	30%	777
TAMPA COMMUNITY HOSPITAL		573	182	24%	755
CAPSTONE HEALTHCARE		474	262	36%	736
NEW YORK STATE ELR - NORTH SHORE LONG ISLAND JEWISH HEALTH		684	31	4%	715
EGLIN AIRFORCE BASE LAB		479	230	32%	709
BARDMOOR LABORATORY	1	619	84	12%	704
LAB24 INC	3	92	608	86%	703
ADVANCE MEDICAL OF NAPLES			702	100%	702
ATLANTIS URGENT CARE		430	252	37%	682
ASSOCIATED PATHOLOGISTS, LLC	3	553	114	17%	670
CENTRA CARE - WATERFORD LAKES		514	145	22%	659
VAMC ORLANDO		304	339	53%	643
MIDWAY SPECIALTY CARE CENTER DIAGNOSTICS	18	576	42	7%	636
DYNIX DIAGNOSTICS	1	436	197	31%	634
AMELIA URGENT CARE		312	321	51%	633
NCH NORTHEAST	5	420	202	32%	627
QUEST	4	157	458	74%	619
NONE		281	331	54%	612
HISTOPATHOLOGY SERVICES, LLC		528	73	12%	601
PATIENTS FIRST - MAHAN DRIVE		164	433	73%	597
PHAROS HEALTH		457	140	23%	597
LEE MEMORIAL HOSPITAL LAB			585	100%	585
NEW YORK STATE ELR - NYU HOSPITALS CENTER CLINICAL LABORATORIES		564	14	2%	578
UNKNOWN		289	288	50%	577
NCH HEALTHCARE SYSTEM MICROBIOLOGY LAB		1	573	100%	574
NXGEN MDX LLC	2	483	61	11%	546
MARTIN MEMORIAL LABORATORY AT ST LUCIE WEST		486	57	10%	543
QUEST DIAGNOSTICS - IRVING	10	352	178	33%	540
MAVERICK LABS		375	151	29%	526
HOLY CROSS HOSPITAL LABORATORY			522	100%	522
HOLIDAY CVS LLC DBA CVSPHARMACY #5155		505	13	3%	518
TALLAHASSEE PRIMARY CARE ASSOCIATES		473	34	7%	507
NORTH FLORIDA PEDIATRICS-TALLAHASSEE		467	37	7%	504
SOUTHEAST ALABAMA MEDICAL CENT		451	44	9%	495
ADVENT HEALTH CENTRA CARE: WATERFORD LAKES		420	73	15%	493
STS LAB 2 LLC		490	1	0%	491
NEW YORK STATE ELR - LENCO MEDICAL LABORATORY		457	15	3%	472
UAB HIGHLANDS LABORATORY		451	4	1%	455
STEWART REFERENCE LABORATORY		255	192	43%	447
PANCARE OF FLORIDA, INC			443	100%	443
LAB CORP	1	196	241	55%	438
MEDARBOR DIAGNOSTICS		1	436	100%	437
NEW YORK STATE ELR - DEPARTMENT OF CLINICAL LABS		425	5	1%	430

COVID-19: testing by laboratory

Data through Sep 17, 2020 verified as of Sep 18, 2020 at 09:25 AM

Data in this report are provisional and subject to change.

The numbers in the table below represent the number of Florida and non-Florida residents for whom test results were received by the Department of Health. A person can be tested by more than one laboratory and can have both positive and negative results. **Therefore, the sum of the numbers in each column will be larger than the total number of people tested.**

Reporting lab	Inconclusive	Negative	Positive	Percent positive	Total
KD MEDICAL CHOICE LLC		419	1	0%	420
INDIAN RIVER PATHOLOGY LLC		392	21	5%	413
ORLANDO VETERANS AFFAIRS MEDICAL CENTER		112	301	73%	413
SUNRISE MEDICAL LABORATORIES		334	67	17%	401
ECCOLAB GROUP	1	87	312	78%	400
DOC SMILEY'S URGENT CARE		321	77	19%	398
MINUTECLINIC		350	39	10%	389
QUEST DIAGNOSTICS NICHOLS INSTITUTE	5	353	17	5%	375
CLARITY LABS		325	49	13%	374
JAY HOSPITAL CLINICAL LABORATORY		280	90	24%	370
MEMORIAL PEMBROKE 24/7 CARE CENTER		277	93	25%	370
TEMPUS CLINICAL LABORATORY	1	340	26	7%	367
NCF DIAGNOSTICS & DNA TECHNOLOGIES	10	89	265	73%	364
INFORM DIAGNOSTICS		349	4	1%	353
NITE LITE PEDIATRICS		182	168	48%	350
GESSLER CLINIC		71	268	79%	339
BAPTIST MD ANDERSON CANCER CENTER		335	2	1%	337
DAVITA LABS		303	31	9%	334
URGENT CARE CURE		266	66	20%	332
SCIONLAB SERVICES LLC		307	15	5%	322
MEDICAL DNA LABS LLC		307	15	5%	322
TENNESSEE DOH - NASHVILLE	2	284	34	11%	320
COASTAL MED URGENT CARE		105	214	67%	319
BAYA URGENT CARE		3	313	99%	316
EXPRESS GENE MOLECULAR DIAGNOSTIC LABORATORY		2	314	99%	316
VETERANS AFFAIRS MEDICAL CENTER LAB		9	296	97%	305
ARCPPOINT LABS OF TAMPA		195	109	36%	304
NEW YORK STATE ELR - MOUNT SINAI LABORATORY		289	13	4%	302
FLAGLER HOSPITAL	6	19	276	92%	301
EMERGENCY PHYSICIANS MEDICAL CENTER			301	100%	301
LABCORP TAMPA	1	42	255	86%	298
CORE DIAGNOSTIC LABORATORIES LLC		220	75	25%	295
TOM LEE COMMUNITY HEALTH CENTER		47	241	84%	288
THERADOC		150	138	48%	288
CLINICAL REFERENCE LABORATORY		273	6	2%	279
MINUTECLINIC LLC		240	38	14%	278
HOLMES REGIONAL MEDICAL CENTER		3	274	99%	277
CENTRA CARE		81	195	71%	276
MICROGEN DX		95	181	66%	276
PREMIER MEDICAL LABORATORY SERVICES		75	197	72%	272
NEW YORK STATE ELR - ENZO CLINICAL LABS INC	1	266	3	1%	270
GENESIS REFERENCE LABORATORIES		1	269	100%	270
LABTECH DIAGNOSTIC		126	144	53%	270
FLO-MEDILAB SERVICES		82	184	69%	266
SELECT LABORATORIES MARION COUNTY, LLC.	2	170	94	35%	266
SANFORD REFERENCE LAB		255	10	4%	265

COVID-19: testing by laboratory

Data through Sep 17, 2020 verified as of Sep 18, 2020 at 09:25 AM

Data in this report are provisional and subject to change.

The numbers in the table below represent the number of Florida and non-Florida residents for whom test results were received by the Department of Health. A person can be tested by more than one laboratory and can have both positive and negative results. **Therefore, the sum of the numbers in each column will be larger than the total number of people tested.**

Reporting lab	Inconclusive	Negative	Positive	Percent positive	Total
THE CENTER FOR URGENT CARE		164	100	38%	264
EUROFINS NTD, LLC		231	29	11%	260
MINI ER ADULT AND PEDIATRIC URGENT CARE		221	34	13%	255
SMA SPECIALITY MEDICAL LAB		64	189	75%	253
AUBURN UNIVERSITY MEDICAL CLINIC		193	56	22%	249
FLORIDA WOMAN CARE LABORATORY LLC		222	25	10%	247
NEW YORK STATE ELR - NEW YORK PRESBYTERIAN HOSPITAL CUMC CLINICAL		234	13	5%	247
MOLECULAR INFECTIOUS DISEASES		238	6	2%	244
NEW YORK STATE ELR - NEW YORK HOSPITAL LABORATORIES	1	234	7	3%	242
ADVENT HEALTH -TAMPA		77	161	68%	238
PLANTATION BAY REHABILITATION CENTER		230	5	2%	235
HENDRY REGIONAL MEDICAL CENTER		9	222	96%	231
JAMES A. HALEY VETERANS MICRO LAB			231	100%	231
ST CLOUD REGIONAL MEDICAL CENTER		127	103	45%	230
ASCEND CLINICAL		226	4	2%	230
ANGEL KIDS PEDIATRICS		208	21	9%	229
SEBASTIAN RIVER MEDICAL CENTER		171	52	23%	223
ARCPPOINT LABS OF WEST PALM BEACH		1	222	100%	223
ADVENTHEALTH LAB		2	220	99%	222
QUALITOX LABORATORIES		96	123	56%	219
BIOCERNA LLC	8	156	54	25%	218
GENESIS MEDICAL LABORATORY MIAMI FL.		78	138	64%	216
MEDSCAN LABORATORY INC		136	80	37%	216
MIDWAY SPECIALTY CARE CENTER	1	124	89	42%	214
GULF COAST MOLECULAR LABORATORIES	10	152	48	23%	210
MARTIN MEMORIAL MEDICAL CENTER LAB		101	106	51%	207
LEHIGH VALLEY GENOMICS			206	100%	206
BAY PINES VAMC CLINICAL LABORATORY		4	199	98%	203
NCH HEALTHCARE BONITA		139	64	32%	203
VAMC WEST PALM LAB		5	196	98%	201
C.W. BILL YOUNG VA MEDICAL CENTER		5	193	97%	198
UAB UNIVERSITY OF ALABAMA HOSPITAL LAB		188	7	4%	195
BOCA BIOLISTICS REFERENCE LABORATORY	2	145	48	25%	195
MY CLINICAL LAB		135	57	30%	192
PATHGROUP LABS LLC		90	100	53%	190
SACRED HEART HOSPITAL ON THE GULF		126	62	33%	188
FLORIDA HOSPITAL WAUCHULA		113	74	40%	187
AMELIA EXPRESS CARE		72	113	61%	185
UR MEDICINE LABS- CENTRAL LABORATORY		176	5	3%	181
FAST TRACK URGENT CARE CENTER - CARROLLWOOD			180	100%	180
HOLIDAY CVS LLC DBA CVS PHARMACY #5154		171	5	3%	176
BAYCARE HEALTH SYSTEM		2	173	99%	175
COASTAL LABORATORIES		125	50	29%	175
ADVENT HEALTH CENTRA CARE		19	152	89%	171
SPECIALTY HEALTH AND REHABILITATION CENTER		146	23	14%	169
FLORIDA HOSPITAL HEARTLAND MED CTR LAKE PLACID		122	47	28%	169

COVID-19: testing by laboratory

Data through Sep 17, 2020 verified as of Sep 18, 2020 at 09:25 AM

Data in this report are provisional and subject to change.

The numbers in the table below represent the number of Florida and non-Florida residents for whom test results were received by the Department of Health. A person can be tested by more than one laboratory and can have both positive and negative results. **Therefore, the sum of the numbers in each column will be larger than the total number of people tested.**

Reporting lab	Inconclusive	Negative	Positive	Percent positive	Total
ASAP LAB LLC		95	72	43%	167
PRIVA PATH LABS			167	100%	167
FAST TRACK URGENT CARE CENTER		1	165	99%	166
NEW PLANT CITY FAMILY CARE	1	39	124	76%	164
ST JUDE CHILDREN'S RESEARCH HOSPITAL		152	11	7%	163
BUREAU OF CLINICAL LABORATORIES		132	29	18%	161
UNIVERSITY OF ALABAMA		158	3	2%	161
LABSTAT		2	158	99%	160
NEO GENOMICS - FORT MYERS	1	154	4	3%	159
SHORELINE PHYSICIAN GROUP		51	107	68%	158
WUESTHOFF REF LABORATORY			158	100%	158
US BIOTEK LABORATORIES	1	66	90	57%	157
MACDILL AFB HOSPITAL		138	19	12%	157
MID-FLORIDA PATHOLOGY		113	41	27%	154
NAVAL HOSPITAL - JACKSONVILLE		15	138	90%	153
VAMC GAINESVILLE		2	151	99%	153
MINUTECLINIC, LLC DBA MINUTECLINIC #4717		150	3	2%	153
AVELLINO LAB USA, INC	1	141	2	1%	144
SELECT REFERENCE LABORATORIES, LLC	1	132	11	8%	144
AURORA DIAGNOSTICS BERNHARDT LABORATORIES PATHOLOGY SERVICE		126	16	11%	142
MEMORIAL HOSPITAL WEST		131	8	6%	139
FLORIDA MEDICAL CLINIC		61	76	55%	137
IRL MARKET LAB ALACHUA		104	31	23%	135
FLORIDA CLINICAL LABORATORY-BIOREFERENCE LABORATORIES		46	87	65%	133
AMERICAN PATHOLOGY PARTNERS		132	1	1%	133
HEALTH FIRST-HOLMES REGIONAL			132	100%	132
INTEGRATED REGIONAL LABORATORIES		119	12	9%	131
MEMPHIS PATHOLOGY LABORATORY	1	124	5	4%	130
LEHIGH REGIONAL MEDICAL CENTER LAB		109	20	16%	129
BMHSI-AEL MICROBIOLOGY LABORATORY	2	102	24	19%	128
VAMC BAY PINES		1	126	99%	127
SPARROW HEALTHCARE	2	1	122	98%	125
COMMUNITY HEALTH NORTHWEST FLORIDA		104	20	16%	124
BAYFRONT HEALTH BROOKSVILLE			122	100%	122
GARCIA CLINICAL LABORATORY		1	121	99%	122
ROSEN MEDICAL CENTER		108	13	11%	121
SOLARIS DIAGNOSTICS		8	113	93%	121
FISHERMENS HOSPITAL CLINICAL LAB		116	5	4%	121
FULGENT GENETICS	2	91	27	23%	120
PALM BEACH COUNTY HEALTH DEPT LAB		118	2	2%	120
HEALTHLINK DIAGNOSTIC LABORATORIES		7	113	94%	120
VAMC LAKE CITY		51	62	55%	113
DEPARTMENT OF VETERANS AFFAIRS JAMES A. HALEY VETERANS HOSPITAL			112	100%	112
ADVENTHEALTH CENTRA CARE WESLEY CHAPEL			112	100%	112
ALLIED HEALTH FORT PIERCE		112			112
LEON MEDICAL CENTER		7	104	94%	111

COVID-19: testing by laboratory

Data through Sep 17, 2020 verified as of Sep 18, 2020 at 09:25 AM

Data in this report are provisional and subject to change.

The numbers in the table below represent the number of Florida and non-Florida residents for whom test results were received by the Department of Health. A person can be tested by more than one laboratory and can have both positive and negative results. **Therefore, the sum of the numbers in each column will be larger than the total number of people tested.**

Reporting lab	Inconclusive	Negative	Positive	Percent positive	Total
REFUAH HEALTH CENTER LABORATORY		109	1	1%	110
MEDICAL DIAGNOSTICS LABORATORIES,INC		18	92	84%	110
BAPTIST HEALTH SOUTH FLORIDA		4	105	96%	109
PROTEUS MOLECULAR AND CLINICAL LAB	1	89	18	17%	108
MILLENNIUM LAB SERVICES			108	100%	108
BAYFRONT HEALTH SEVEN RIVERS		105	1	1%	106
SANTA ROSA CENTER FOR REHABILITATION AND HEALING		104	1	1%	105
USA HEALTH UNIVERSITY HOSPITAL CLINICAL LABORATORY		103	2	2%	105
STAGEZERO LIFE SCIENCES INC		93	11	11%	104
ADVENT HEALTH CARE CENTER CELEBRATION		101	3	3%	104
SANTA ROSA MEDICAL CENTER CLINICAL LAB		87	17	16%	104
PENSACOLA PEDIATRICS		71	32	31%	103
CENTRACARE		5	97	95%	102
LIFE CARE CENTER OF ORANGE PARK		102			102
USAFSAM/PHE		23	77	77%	100
ACCU REFERENCE MEDICAL LAB			99	100%	99
BAPTIST MEDICAL PLAZA AT WEST KENDALL		78	21	21%	99
NORTH OKALOOSA MEDICAL CENTER		48	49	51%	97
HOSPITAL FOR SPECIAL SURGERY		96	1	1%	97
ADVENT HEALTH CENTRA CARE PALM COAST		3	93	97%	96
LIFEBRITE	1	10	84	88%	95
DOCTOR'S MEMORIAL HOSPITAL		24	70	74%	94
Quest Diag Unspecifd		61	33	35%	94
GENETWORKX		15	79	84%	94
DIAGNOSTIC SOLUTIONS		3	91	97%	94
FLORIDA COMMUNITY HEALTH CENTERS INC			94	100%	94
ADVENTHEALTH CENTRA CARE OVIEDO		29	64	69%	93
ADVENTHEALTH CENTRA CARE ALTAMONTE SPRINGS		44	48	52%	92
NEW YORK STATE ELR - EMPIRECITY LABORATORIES		80	11	12%	91
ADVENT HEALTH CENTRA CARE LONGWOOD		14	76	84%	90
LABORATORY SPECIALISTS OF MICHIGAN		8	81	91%	89
ST. JAMES BAY HEALTH AND REHABILITATION CENTER		87			87
BAY VIEW HEALTHCARE		68	19	22%	87
AVERO DIAGNOSTICS		63	24	28%	87
INTERLACHEN PEDIATRICS		82	5	6%	87
BLOCK, NATION, CHASE, AND SMOLEN FAMILY MEDICINE		64	23	26%	87
PACIFIC ANALYTICS			86	100%	86
CAYUGA MEDICAL CENTER AT ITHACA		82	3	4%	85
ORLANDO HEALTH EMERGENCY DEPARTMENT		79	6	7%	85
ADVENTHEALTH CENTRA CARE CARROLLWOOD			84	100%	84
AMERICAN RESEARCH LABS		4	79	95%	83
UNKNOWN - BAD FACILITY CODE		21	60	74%	81
CENTRAL FLORIDA HEALTH CARE		46	35	43%	81
EMERALD SHORES HEALTH & REHABILITATION		56	25	31%	81
GENESIS LABORATORY MANAGEMENT		45	35	44%	80
ADVENTHEALTH CENTRA CARE			80	100%	80

COVID-19: testing by laboratory

Data through Sep 17, 2020 verified as of Sep 18, 2020 at 09:25 AM

Data in this report are provisional and subject to change.

The numbers in the table below represent the number of Florida and non-Florida residents for whom test results were received by the Department of Health. A person can be tested by more than one laboratory and can have both positive and negative results. **Therefore, the sum of the numbers in each column will be larger than the total number of people tested.**

Reporting lab	Inconclusive	Negative	Positive	Percent positive	Total
FHMG-FLORIDA HOSPITAL MEDICAL GROUP		69	8	10%	77
CVS PHARMACY NO 7881		76	1	1%	77
FAST TRACK URGENT CARE CENTER - RIVERVIEW			77	100%	77
DYNAMIC MEDICAL USA			75	100%	75
AMERICAN FAMILY CARE PACE		15	60	80%	75
RUSKIN HEALTH CENTER		4	71	95%	75
DAVITA LABORATORY SERVICES		59	14	19%	73
HOLY CROSS HOSPITAL		1	71	99%	72
MAYO CLINIC LABS - ROCHESTER MAIN CAMPUS		71	1	1%	72
MIAMI VA HEALTHCARE SYSTEM			71	100%	71
AMMON LABS		61	10	14%	71
KEYSTONE REHAB		71			71
Highlands Regional Hospital		63	7	10%	70
MORTON PLANT HOSPITAL			70	100%	70
CENTRA CARE SAINT CLOUD		66	4	6%	70
ELLENTON URGENT CARE			70	100%	70
NAVY HOSPITAL			70	100%	70
FAST TRACK URGENT CARE CENTER - WESTCHASE			70	100%	70
QPS, LLC		69	1	1%	70
ALLSOUTH URGENT CARE			70	100%	70
LABORATORY CORP OF AMERICA	2	26	41	59%	69
INTEGRITY LABORATORIES, LLC		5	64	93%	69
BAPTIST MEDICAL PLAZA AT COUNTRY WALK		51	17	25%	68
AEL- MEMPHIS		17	50	75%	67
PORT ST LUCIE REHABILITATION AND HEALTHCARE		31	35	53%	66
BAY MEDICAL CENTER SACRED HEART HEALTH SYSTEM		17	49	74%	66
BAYFRONT		31	35	53%	66
NORTH FLORIDA/SOUTH GEORGA VETERANS HEALTH SYSTEM			66	100%	66
REHABILITATION CENTER AT PARK PLACE		65			65
PROVIDENCE HOSPITAL LABORATORY		62	3	5%	65
FINLAY CLINICAL LABORATORY		24	40	63%	64
ADVENTHEALTH CENTRA CARE LAKE MARY		39	24	38%	63
FAWCETT MEMORIAL HOSPITAL-LAB		1	62	98%	63
NOAH CLINICAL LABORATORY		53	10	16%	63
SARAPATH DIAGNOSTICS			62	100%	62
NORTHWEST FLORIDA COMMUNITY HOSPITAL		1	61	98%	62
NEW YORK STATE ELR - MONTEFIORE MEDICAL CENTER LABORATORIES - MOSES		54	7	11%	61
QUEST INFECTIOUS DISEASE	1	56	4	7%	61
GENE BY GENE			61	100%	61
HURLBURT FIELD CLINIC		23	38	62%	61
MORTON PLANT HOSPITAL/LAB		1	59	98%	60
NORTH FLORIDA PEDIATRICS-LAKE CITY			60	100%	60
EXACT SCIENCES LABORATORIES, LLC		15	45	75%	60
MOBILE INFIRMARY MED CENTER PATH LAB		50	8	14%	58
BAYFRONT HEALTH ER PINELLAS PARK		27	31	53%	58
NEW YORK STATE ELR - KALEIDA HEALTH CENTER FOR LABORATORY		54	4	7%	58

COVID-19: testing by laboratory

Data through Sep 17, 2020 verified as of Sep 18, 2020 at 09:25 AM

Data in this report are provisional and subject to change.

The numbers in the table below represent the number of Florida and non-Florida residents for whom test results were received by the Department of Health. A person can be tested by more than one laboratory and can have both positive and negative results. **Therefore, the sum of the numbers in each column will be larger than the total number of people tested.**

Reporting lab	Inconclusive	Negative	Positive	Percent positive	Total
NEW YORK STATE ELR - WADSWORTH HEALTH CENTER		55	3	5%	58
LIFE CARE CENTER OF PENSACOLA		56	2	3%	58
CENTRA CARE - SOUTH ORANGE		27	30	53%	57
BALDWIN PEDIATRICS		45	11	20%	56
LABCORP BIRMINGHAM	1	5	50	89%	56
ADVENTHEALTH CENTRA CARE BRANDON		4	52	93%	56
ADVENTHEALTH CENTRA CARE SANFORD		14	42	75%	56
CAREMOUNT MEDICAL - PATHOLOGY		55			55
VA MEDICAL CENTER		7	48	87%	55
RCA LABORATORY SERVICES - NEW YORK ELR		25	30	55%	55
PALM BAY HOSPITAL		1	53	98%	54
JEFFERY WEINZWEIG		2	52	96%	54
BROWARD HEALTH MEDICAL CENTER		1	53	98%	54
CAPE CANAVERAL HOSPITAL			53	100%	53
BAYCARE LAB		1	52	98%	53
SMA SPECIALTY MEDICAL LAB		1	52	98%	53
BOND CLINIC		8	45	85%	53
DYNIX DIAGNOSTIX		50	2	4%	52
SARASOTA CO. HEALTH DEPT # 58		40	11	22%	51
OPTUM LABS LLC		5	46	90%	51
BIOCEPT		45	6	12%	51
FAST TRACK URGENT CARE CENTER - SOUTH TAMPA			51	100%	51
FAST TRACK URGENT CARE CENTER - BRANDON			50	100%	50
BRIDGEWATER PARK HEALTH AND REHAB		50			50
ARTHREX MEDICAL CENTER		28	22	44%	50
QUEST TAMPA (NEW YORK ELR)		37	12	24%	49
P4 DIAGNOSTIX LABORATORY NETWORK		1	48	98%	49
CITRUS MEMORIAL HEALTH SYSTEM LAB		2	47	96%	49
NXGEN MDX		19	30	61%	49
325TH MEDICAL GROUP			49	100%	49
CBS LABORATORY		1	48	98%	49
MILLENIUM PHYSICIANS GROUP			49	100%	49
GENESIS DIAGNOSTICS			48	100%	48
TRADITION MEDICAL CENTER LABORATORY		21	27	56%	48
INTERNAL LAB		41	6	13%	47
VHA PUBLIC HEALTH REFERENCE LABORATORY- PALO ALTO		27	20	43%	47
TREE HOUSE PEDIATRICS		39	8	17%	47
NEW YORK STATE ELR - WHITE PLAINS HOSPITAL CENTER LAB		47			47
H LEE MOFFITT CANCER CENTER MICRO		46			46
VENICE REGIONAL MEDICAL LAB SERVICES			46	100%	46
UNIVERSITY HEALTH SYSTEM INC		41	5	11%	46
SUNCOAST COMMUNITY HEALTH CENTERS PEDIATRICS		7	39	85%	46
LAB CORP TAMPA			46	100%	46
EAST MANATEE FAMILY	1	1	44	96%	46
HEALTH FIRST-PALM BAY		1	44	98%	45
HEART OF FLORIDA REGIONAL MED CTR			45	100%	45

COVID-19: testing by laboratory

Data through Sep 17, 2020 verified as of Sep 18, 2020 at 09:25 AM

Data in this report are provisional and subject to change.

The numbers in the table below represent the number of Florida and non-Florida residents for whom test results were received by the Department of Health. A person can be tested by more than one laboratory and can have both positive and negative results. **Therefore, the sum of the numbers in each column will be larger than the total number of people tested.**

Reporting lab	Inconclusive	Negative	Positive	Percent positive	Total
ALLIANCE OF PHYSICIANS AGAINST COVID-19			44	100%	44
MINUTECLINIC DIAGNOSTIC OF MICHIGAN, PC #8029		44			44
GRAVITY DIAGNOSTICS, LLC		13	31	70%	44
APP-UNIPATH, LLC		42	1	2%	43
DEVANSH LAB WERKS INC		34	9	21%	43
QUEST DIAGNOSTICS-N ST PETERSBURG-5TH			43	100%	43
BRANCH MEDICAL CLINIC			43	100%	43
EGLIN REGIONAL MEDICAL CENTER		4	39	91%	43
NEW YORK STATE ELR - STONY BROOK UNIVERSITY MEDICAL CENTER		38	4	10%	42
NEW YORK STATE ELR - UNIVERSITY HOSPITAL, STONY BROOK SOUTHAMPTON		42			42
LAB CORP RTP	1	2	39	93%	42
MALABAR/ADVENT CENTRA CARE			41	100%	41
VIERA HOSPITAL			41	100%	41
AMERICA FAMILY CARE		23	18	44%	41
NEW YORK STATE ELR - QUEST DIAGNOSTICS NICHOLS		39	2	5%	41
NEW YORK STATE ELR - WESTCHESTER MEDICAL CENTER		41			41
BAYFRONT HEALTH PORT CHARLOTTE			41	100%	41
BAPTIST MEDICAL PLAZA AT DORAL URGENT CARE CENTER		29	12	29%	41
FLORIDA HOSPITAL NEW SMYRNA		4	37	90%	41
GRAVITY DIAGNOSTICS		17	23	58%	40
HUNTSVILLE HOSPITAL LABORATORY		31	9	23%	40
LABCORP OF AMERICA	1	15	24	60%	40
FAST TRACK URGENT CARE CENTER - WESLEY CHAPEL			40	100%	40
BENTON PEDIATRICS INC		28	11	28%	39
LABFIRST - DEPARTMENT OF PATHOLOGY		37	1	3%	38
SANFORD LABORATORIES		31	7	18%	38
GENPATH			38	100%	38
CLINICAL RESEARCH SEQUENCING PLATFORM		7	31	82%	38
CHILDREN'S HOSPITAL OF ALABAMA		38			38
ST VINCENT'S BIRMINGHAM LABORATORY		37	1	3%	38
LAB PLUS, LLC AT SAINT THOMAS WEST HOSPITAL		29	9	24%	38
DIAGNOSTIC LABORATORY OF OKLAHOMA		33	5	13%	38
MINUTECLINIC DIAGNOSTIC OF RHODE ISLAND, LLC #729		37	1	3%	38
FLORIDA HOSPITAL MEDICAL GROUP		35	3	8%	38
MEDICAL DIAGNOSTIC LAB		2	35	95%	37
COMMUNITY HEALTH CENTERS OF PINELLAS, INC.			37	100%	37
GATEWAY/ADVENT CENTRA CARE			37	100%	37
POINT OF CARE		8	29	78%	37
BAPTIST MEDICAL PLAZA AT WESTCHESTER		25	12	32%	37
ALLIANCE PEDIATRICS		24	13	35%	37
VAMC			36	100%	36
NEW YORK STATE ELR - CATHOLIC HEALTH SYSTEM DEPT LABORATORY		35	1	3%	36
VENICE REGIONAL MEDICAL CENTER			36	100%	36
ASSOCIATED CLINICAL LABORATORIES		34	1	3%	35
IRL		4	31	89%	35
CAPITAL REGIONAL MEDICAL CENTER		2	33	94%	35

COVID-19: testing by laboratory

Data through Sep 17, 2020 verified as of Sep 18, 2020 at 09:25 AM

Data in this report are provisional and subject to change.

The numbers in the table below represent the number of Florida and non-Florida residents for whom test results were received by the Department of Health. A person can be tested by more than one laboratory and can have both positive and negative results. **Therefore, the sum of the numbers in each column will be larger than the total number of people tested.**

Reporting lab	Inconclusive	Negative	Positive	Percent positive	Total
TIDE LABORATORIES		21	14	40%	35
ST. CLOUD MEDICAL GROUP		35			35
BIOREFERENCE LABORATORIES	1	22	12	34%	35
FINLAY CLINICAL LABORATORY INC		26	8	24%	34
ADVENTHEALTH MEDICAL GROUP		32	2	6%	34
EXPERTUS LABORATORIES INC		13	21	62%	34
NEIGHBORHOOD MEDICAL CENTER		31	2	6%	33
ADVENTHEALTH CENTRA CARE LEE ROAD		20	13	39%	33
PPD	2	26	5	15%	33
QUEST DIAGNOSTICS NICHOLS INSTITUTE- LPP		3	30	91%	33
SANDY RIDGE CENTER FOR REHABILITATION AND HEALING		33			33
BAPTIST MEDICAL PLAZA AT MIAMI LAKES		27	6	18%	33
DESOTO MEMORIAL HOSPITAL LAB			33	100%	33
SIGNATURE HEALTHCARE OF NORTH FLORIDA		31	1	3%	32
ADVENTHEALTH PALM COAST			32	100%	32
QUEST DIAGNOSTICS-VERO BEACH-37TH ST		31			31
ST. MARYS MEDICAL CENTER		1	30	97%	31
NORTH FLORIDA PEDIATRICS		1	30	97%	31
VA		15	16	52%	31
JAMES A. HALEY VETERANS' HOSPITAL			31	100%	31
SMA LAB		4	27	87%	31
NEW YORK STATE ELR - NEWYORK-PRESBYTERIAN/QUEENS DIAGNOSTIC		30	1	3%	31
DICKERT		26	4	13%	30
RDX BIOSCIENCE,			30	100%	30
GOLDEN GATE FAMILY CLINIC		1	29	97%	30
FLORIDA GULF COAST UNIVERSITY			30	100%	30
NEXT MOLECULAR ANALYTICS		1	29	97%	30
KENDALL REGIONAL MEDICAL CENTER LAB	3		27	90%	30
CONSULATE HEALTHCARE OF KISSIMMEE		29	1	3%	30
QUEST DIAGNOSTIC INC	1	3	26	87%	30
HEALTH FIRST CAPE CANAVERAL HOSPITAL			29	100%	29
LAB			29	100%	29
AMELIA MEDICAL CARE			29	100%	29
QDX PATHOLOGY SERVICES		19	10	34%	29
QUEST DIAGNOSTICS INC.			29	100%	29
P4CLINICAL	3	2	24	83%	29
SOUTH GEORGIA MEDICAL CENTER		23	6	21%	29
ST FRANCIS HOSPITAL		23	6	21%	29
SEMINOLE COUNTY HEALTH DEPARTMENT		28	1	3%	29
NIGHT LITE PEDIATRICS WINTER GARDEN		13	15	54%	28
DOH-WEST PALM BEACH BRANCH LABORATORY			28	100%	28
INTERLAB		1	27	96%	28
WUESTHOFF MEMORIAL HOSPITAL			28	100%	28
SUNCOAST LABS			27	100%	27
BAYFRONT HEALTH SPRING HILL		1	26	96%	27
CENTRA CARE - AZALEA PARK			27	100%	27

COVID-19: testing by laboratory

Data through Sep 17, 2020 verified as of Sep 18, 2020 at 09:25 AM

Data in this report are provisional and subject to change.

The numbers in the table below represent the number of Florida and non-Florida residents for whom test results were received by the Department of Health. A person can be tested by more than one laboratory and can have both positive and negative results. **Therefore, the sum of the numbers in each column will be larger than the total number of people tested.**

Reporting lab	Inconclusive	Negative	Positive	Percent positive	Total
FHMG_CTR FOR SENIOR HEALTH		22	5	19%	27
ADVENT HEALTH FISH MEMORIAL		2	25	93%	27
NORTH SHORE UNIVERSITY HOSPITAL LABORATORY		25	2	7%	27
SUNCOAST OPTIMAL WELLNESS			27	100%	27
SOFT CELL LABORATORIES		25	2	7%	27
CDC		17	9	35%	26
PRIDE DIAGNOSTICS		21	5	19%	26
VAVA PARTNERS LLC		3	23	88%	26
LECONTE MEDICAL CENTER LAB		21	5	19%	26
CLINICAL PATHOLOGY LABS		1	25	96%	26
NEW YORK STATE ELR - ROCHESTER GENERAL HOSPITAL LABORATORY		25	1	4%	26
BAPTIST MEDICAL PLAZA AT PALMETTO BAY		20	6	23%	26
MANOR AT CARPENTERS		26			26
ST. ANTHONY'S HOSPITAL			26	100%	26
POPLAR HEALTHCARE PLLC	1	10	14	56%	25
IPSUM DIAGNOSTICS			25	100%	25
MOLECULAR TESTING LABS			25	100%	25
AHSE ROP		25			25
BAPTIST MEDICAL PLAZA AT TAMiami TRAIL		19	6	24%	25
NEW YORK STATE ELR - ERIE COUNTY MEDICAL CTR CLINICAL LABS		25			25
QUEST DIAGNOSTIC CLINICAL LABORATORIES		22	3	12%	25
FLORIDA DEPARTMENT OF HEALTH IN POLK COUNTY		25			25
CENTRA CRARE POINCIANA		19	6	24%	25
CENTRA CARE CONWAY			25	100%	25
LABORATORY DYNAMICS		20	4	17%	24
MONCRIEF ARMY HEALTH CLINIC			24	100%	24
MOLECULAR DIAGNOSTICS		1	23	96%	24
BREVARD HEALTH ALLIANCE			24	100%	24
CONNECTICUT DEPARTMENT OF HEALTH		22	2	8%	24
ELLENTON PEDIATRICS		21	3	13%	24
UNIVERSITY ALABAMA		23			23
FIRST CHOICE URGENT CARE			23	100%	23
AVENTIS BIO-SERVICES CTL		23			23
CITRUS HEALTH AND REHAB		7	16	70%	23
NEW YORK STATE ELR - LENOX HILL HOSPITAL		21	2	9%	23
ST VINCENTS MEDICAL CENTER RIVERSIDE NURSING		4	19	83%	23
TRUGENX			23	100%	23
PATRICK AIR FORCE BASE		1	22	96%	23
FHMG LAKE MARY PEDS		21	1	5%	22
ADVENTHEALTH CENTRA CARE WINTER PARK		7	15	68%	22
DOCTOR'S IN HOUSE LABORATORY			22	100%	22
GENEDX		16	6	27%	22
OUT OF STATE		14	8	36%	22
ST. JOSEPH'S HOSPITAL NORTH			22	100%	22
EGL GENETIC DIAGNOSTICS		1	21	95%	22
CENTRA CARE- WINTER GARDEN		2	20	91%	22

COVID-19: testing by laboratory

Data through Sep 17, 2020 verified as of Sep 18, 2020 at 09:25 AM

Data in this report are provisional and subject to change.

The numbers in the table below represent the number of Florida and non-Florida residents for whom test results were received by the Department of Health. A person can be tested by more than one laboratory and can have both positive and negative results. **Therefore, the sum of the numbers in each column will be larger than the total number of people tested.**

Reporting lab	Inconclusive	Negative	Positive	Percent positive	Total
MOBILE DIVISION LABORATORY		7	15	68%	22
PENNSYLVANIA DEPT OF HEALTH		19	3	14%	22
MED FAST URGENT CARE CENTER			21	100%	21
LABCORP - MIAMI		4	17	81%	21
PRECISION HEALTH SOLUTIONS LAB			21	100%	21
WUESTHOFF MEDICAL CENTER-MELBOURNE			21	100%	21
NEW YORK STATE ELR - QUEST DIAGNOSTICS INCORPORATED		18	3	14%	21
THE TERRACE OF JACKSONVILLE		2	19	90%	21
LEE MEMORIAL HEALTH PARK LAB			21	100%	21
BAPTIST HEALTH URGENT CARE AT UNIVERSITY CENTRE		14	7	33%	21
MAGNOLIA DIAGNOSTIC			21	100%	21
EXPRESS GENE MOLECULAR DIAGNOSTICS LABORATORY		1	20	95%	21
ADVENT HEALTH CENTRA CARE - EAST ORLANDO		5	16	76%	21
MINI ER AND URGENT CARE		1	20	95%	21
EMERALD COAST URGENT CARE		6	15	71%	21
MIAMI BEACH COMMUNITY HEALTH CENTER			21	100%	21
HEALTH FIRST-VIERA HOSPITAL			21	100%	21
BROWARD HEALTH CORAL SPRINGS EPIDEMIOLOGY DEPT			21	100%	21
MINUTECLINIC DIAGNOSTIC OF SOUTH CAROLINA, LLC		20			20
PARRISH MEDICAL CENTER		1	19	95%	20
NEW YORK STATE ELR - SARATOGA HOSPITAL LABORATORY		19	1	5%	20
ACCURATE DIAGNOSTIC LAB		19	1	5%	20
JACKSON HEALTH SYSTEM			20	100%	20
EAST ALABAMA MEDICAL CENTER LABORATORY		14	6	30%	20
EMPIRE CITY LABORATORIES INC		1	19	95%	20
ASSOCIATED PATHOLOGISTS		16	4	20%	20
SUNQUEST		2	18	90%	20
ST. CLOUD HOSPITAL		20			20
HIGHLANDS MEDICAL CENTER		20			20
DOCTORS MEMORIAL FAMILY MEDICINE			20	100%	20
BAPTIST MEDICAL PLAZA AT PEMBROKE PINES		17	3	15%	20
MED HEALTH SERVICES		18	1	5%	19
INTEGRATED REGIONAL LABORATORIES - LARGO			19	100%	19
NEW YORK STATE ELR - WILSON MEMORIAL REGIONAL MEDICAL CENTER		18	1	5%	19
SPECTOR SCIENTIFIC LAB			19	100%	19
DOCTORS MEMORIAL HOSPITAL		8	11	58%	19
MAYO CLINIC LABS - ROCHESTER SUPERIOR DRIVE		2	17	89%	19
LAB INTERMARKET FACILITY LAB			18	100%	18
NEW YORK STATE ELR - BROOKDALE UNIVERSITY HOSPITAL		17	1	6%	18
AMEERAH LABS			18	100%	18
SUNTREE INTERNAL MEDICINE		18			18
SENIOR HEALTH OF WINTER PARK DUNDEE		18			18
MADISON CORE LABORATORIES		17	1	6%	18
PALO ALTO VA MEDICAL CENTER		1	17	94%	18
NEW YORK STATE ELR - BRONX LEBANON HOSPITAL-MEDICAL CENTER		17	1	6%	18
XPRESS WELLNESS URGENT CARE			18	100%	18

COVID-19: testing by laboratory

Data through Sep 17, 2020 verified as of Sep 18, 2020 at 09:25 AM

Data in this report are provisional and subject to change.

The numbers in the table below represent the number of Florida and non-Florida residents for whom test results were received by the Department of Health. A person can be tested by more than one laboratory and can have both positive and negative results. **Therefore, the sum of the numbers in each column will be larger than the total number of people tested.**

Reporting lab	Inconclusive	Negative	Positive	Percent positive	Total
BAPTIST MEDICAL PLAZA AT CORAL GABLES URGENT CARE		12	6	33%	18
Diatherix Laboratories, LLC		8	10	56%	18
BAPTIST PRIMARY CARE		9	9	50%	18
TIMBERRIDGE NURSING HOME & REHAB			18	100%	18
INTERCOASTAL MEDICAL GROUP			18	100%	18
LABCORP INC		5	13	72%	18
TGH		1	17	94%	18
Point of Care Testing			18	100%	18
STONE WASH CLINICAL LABORATORIES		2	16	89%	18
TPCA CLINICAL LABORATORIES		15	3	17%	18
ADVENTHEALTH CENTRA CARE CITRUS PARK			18	100%	18
ADVENTHEALTH CENTRA CARE DAYTONA BEACH		2	16	89%	18
NADAL PEDIATRICS - VICTORIA STREET (3385)		3	14	82%	17
ARCPPOINT LABS - BIRMINGHAM		11	6	35%	17
LONGWOOD FAMILY PRACTICE		17			17
WATSON CLINIC LLP SOUTH			17	100%	17
LABORATORY OF FLORIDA			17	100%	17
PATHGROUP			17	100%	17
MD LABS		5	12	71%	17
FLORIDA DEPARTMENT OF HEALTH		10	7	41%	17
ADVENTHEALTH CENTRA CARE DELAND			17	100%	17
SEVEN RIVERS REGIONAL MEDICAL CENTER		4	13	76%	17
AMERICAN HEALTH ASSOCIATES OF TAMPA		2	15	88%	17
SIGNATURE HEALTHCARE AT THE COURTYARD		15	2	12%	17
REDITUS LABORATORIES			17	100%	17
POINT WASHINGTON MEDICAL CLINIC			17	100%	17
CLEVELAND CLINIC FOUNDATION		9	8	47%	17
MINUTECLINIC DIAGNOSTIC OF RHODE ISLAND, LLC #1544		16	1	6%	17
QUEST DIAGNOSTICS NICHOLS INSTITUTE - SJC (LPP)		12	5	29%	17
NEW YORK STATE ELR - VASSAR BROTHERS MEDICAL CENTER LABORATORY		16			16
BAPTIST HEALTH URGENT CARE AT PINECREST		13	3	19%	16
JACKSON NORTH MEDICAL CENTER		2	14	88%	16
PARK WEST MEDICAL CENTER		15	1	6%	16
LABCORP - CLEARWATER		3	13	81%	16
CONSOLIDATED LAB SERVICES		8	8	50%	16
UPMC CHAUTAUQUA AT WCA LABORATORY		15			15
MINUTE CLINIC LLC #2216		14	1	7%	15
DOH		3	12	80%	15
PHYSICIANS STAT			15	100%	15
ADVENTHEALTH CENTRA CARE TEMPLE TERRACE			15	100%	15
QUESTDIAGNOSTICS INCORPORATED		1	14	93%	15
PECONIC BAY MEDICAL CENTER LABORATORY		13	2	13%	15
FAST TRACK URGENT CARE CENTER - SEMINOLE			15	100%	15
TYNDALL AFB			15	100%	15
ADVENTHEALTH CENTRA CARE WINTER GARDEN		1	14	93%	15
MEDCOMP SCIENCES			15	100%	15

COVID-19: testing by laboratory

Data through Sep 17, 2020 verified as of Sep 18, 2020 at 09:25 AM

Data in this report are provisional and subject to change.

The numbers in the table below represent the number of Florida and non-Florida residents for whom test results were received by the Department of Health. A person can be tested by more than one laboratory and can have both positive and negative results. **Therefore, the sum of the numbers in each column will be larger than the total number of people tested.**

Reporting lab	Inconclusive	Negative	Positive	Percent positive	Total
STATEN ISLAND UNIVERSITY HOSPITAL-POUCH		15			15
QUEST DIAGNOSTICS INCORPORATED			15	100%	15
DIATHERIX		13	2	13%	15
PARAMOUNT URGENT CARE - OVIEDO		3	12	80%	15
ISLAND COAST PEDIATRICS PA		15			15
NEW YORK STATE ELR - NEW YORK CITY DEPARTMENT OF HEALTH & MENTAL		14	1	7%	15
DEPARTMENT OF VETERANS AFFAIRS MEDICAL CENTER			14	100%	14
TROY REGIONAL MEDICAL CENTER		8	6	43%	14
ADVENT HEALTH CENTRA CARE- KID'S CARE		12	2	14%	14
CVS PHARMACY			14	100%	14
DELRAY MEDICAL CENTER LAB			14	100%	14
WHITE WILSON MEDICAL CENTER CLINIC			14	100%	14
FAST TRACK URGENT CARE CENTER - TYRONE			14	100%	14
MILLENNIUM PHYSICIAN GROUP LCC			14	100%	14
HEALTH CENTRAL HOSPITAL			14	100%	14
PHOSPHORUS DIAGNOSTICS		12	2	14%	14
ORLANDO HEALTH		2	12	86%	14
POARCH BANC CREEK INDIANS TRIBAL HEALTH DEPARTMENT			14	100%	14
LAKELAND REGIONAL HEALTH LAKE MIRIAM			14	100%	14
NEW YORK STATE ELR - ST PETER'S BENDER LABORATORY		14			14
VISITING PHYSICIANS ASSOCIATION LABORATORY		12	2	14%	14
BAPTIST HEALTH URGENT CARE AT KENDALL LAKES		9	4	31%	13
XERA MED RESEARCH			13	100%	13
MAKO MEDICAL LABORATORIES		1	12	92%	13
FLORIDA STATE HOSPITAL			13	100%	13
LAKE CITY VETERANS HOSPITAL			13	100%	13
MONTEFIORE NEW ROCHELLE HOSPITAL		13			13
HUNTINGTON HOSPITAL LABORATORY		12	1	8%	13
BAPTIST SOUTH MEDICAL CENTER		2	11	85%	13
SOUTHEAST FAMILY HEALTHCARE CENTER			13	100%	13
WESTPAC LABS		1	12	92%	13
ADVANCED URGENT CARE		11	2	15%	13
CLINICAL LABORATORY SERVICES			13	100%	13
NEW YORK STATE ELR - LOURDES HOSPITAL INC		13			13
UVMC MICROBIOLOGY		12	1	8%	13
BAYSHORE DIAGNOSTICS		12	1	8%	13
JAMES A HALEY VETERAN'S HOSPITAL			13	100%	13
TALLAHASSEE PRIMARY CARE ASSOC, PA		12	1	8%	13
COASTAL URGENT CARE		7	6	46%	13
ADVENTHEALTH ZEPHYRHILLS			13	100%	13
CENTRA CARE - SAND LAKE			13	100%	13
NEW YORK STATE ELR - LABORATORY ALLIANCE OF CENTRAL NEW		13			13
AMERICAN ESOTERIC LABORATORIES			12	100%	12
LEON CHD		12			12
LINCOLN DIAGNOSTIC LAB		12			12
CVS PHARMACY, INC DBA CVS/PHARMACY #5685		12			12

COVID-19: testing by laboratory

Data through Sep 17, 2020 verified as of Sep 18, 2020 at 09:25 AM

Data in this report are provisional and subject to change.

The numbers in the table below represent the number of Florida and non-Florida residents for whom test results were received by the Department of Health. A person can be tested by more than one laboratory and can have both positive and negative results. **Therefore, the sum of the numbers in each column will be larger than the total number of people tested.**

Reporting lab	Inconclusive	Negative	Positive	Percent positive	Total
DYNAMIC DNA LAB		1	11	92%	12
BROWARD DIALYSIS			12	100%	12
TEN HEALTHCARE		2	10	83%	12
UNIVERSITY HILLS HEALTH AND REHABILITATION CENTER		10	2	17%	12
UNIVERSITY OF WEST FLORIDA STUDENT HEALTH SERVICES			12	100%	12
OAKTREE HEALTHCARE			12	100%	12
NEW YORK STATE ELR - GOOD SAMARITAN HOSPITAL LABORATORY		12			12
TOTAL RENAL LABORATORIES INC		7	5	42%	12
FLORIDA DEPT OF HEALTH		4	8	67%	12
CANTON-POTSDAM HOSPITAL LABORATORY		12			12
SHELBY COUNTY HEALTH CARE CORPORATION		9	3	25%	12
POCONO MEDICAL CENTER		11			11
BAPTIST MEDICAL PLAZA AT DAVIE URGENT CARE CENTER		8	3	27%	11
EVERLYWELL		6	5	45%	11
UNIVERSITY MEDICAL CENTER SUITES		7	4	36%	11
NORTHWELL HEALTH PLAINVIEW HOSPITAL LABORATORY		9	2	18%	11
ADVENT HEALTH SEBRING			11	100%	11
PARAMOUNT URGENT CARE - ORLANDO		1	10	91%	11
BIO-REFERENCE LABORATORIES			11	100%	11
INDIAN RIVER MEDICAL CENTER		11			11
PROMEDICA LABORATORIES		10	1	9%	11
FLORIDA COMMUNITY HEALTH CENTER OF ST. LUCIE			11	100%	11
ROSEWOOD HEALTHCARE & REHABILITATION CENTER		11			11
ACHS		2	9	82%	11
LABCORP BURLINGTON CYTO		8	3	27%	11
MD 365 MEDICAL CARE PLLC		11			11
SEASIDE HEALTH AND REHABILITATION CENTER			11	100%	11
FUNGAL REFERENCE LABORATORY		11			11
BAYCARE OUTREACH LABORATORY SERVICES		1	10	91%	11
MINUTE CLINIC INCORPORATE		10	1	9%	11
PERSONALIZED GENETIC TESTING			11	100%	11
CENTRA CARE-LBV			11	100%	11
NEW YORK STATE ELR - NORTH CENTRAL BRONX HOSP		10	1	9%	11
SPECIALITY LABORATORIES,INC		10	1	9%	11
NEW YORK STATE ELR - JACOBI MEDICAL CENTER		11			11
PALM BEACH PATHOLOGY		9	2	18%	11
SOLARIS HEALTHCARE OSCEOLA		11			11
ESCAMBIA COMMUNITY CLINIC			11	100%	11
BROWARD HEALTH CARE			10	100%	10
PARKWEST MEDICAL CENTER		9	1	10%	10
BROAD INSTITUTE CLINICAL SEQUENCING RESEARCH PLATFORM		8	2	20%	10
NEW YORK PRESBYTERIAN - ALLEN HOSPITAL		10			10
NEW YORK STATE ELR - SOUTHSIDE HOSPITAL NORTHWELL HEALTH LABORATORY		9	1	10%	10
SANFORD MOBILE LAB		8	2	20%	10
NEW YORK STATE ELR - JAMAICA HOSPITAL MEDICAL CENTER		10			10
LAKE BALDWIN CBOC		9	1	10%	10

COVID-19: testing by laboratory

Data through Sep 17, 2020 verified as of Sep 18, 2020 at 09:25 AM

Data in this report are provisional and subject to change.

The numbers in the table below represent the number of Florida and non-Florida residents for whom test results were received by the Department of Health. A person can be tested by more than one laboratory and can have both positive and negative results. **Therefore, the sum of the numbers in each column will be larger than the total number of people tested.**

Reporting lab	Inconclusive	Negative	Positive	Percent positive	Total
MAINSTREET FAMILY CARE		1	9	90%	10
UMHC/SYLVESTER AT KENDALL		1	9	90%	10
UNIV OF MIAMI			10	100%	10
BAPTIST MEDICAL PLAZA AT BRICKELL		9	1	10%	10
SOUTHEAST ALABAMA MEDICAL CENTER			10	100%	10
AFC URGENT CARE		1	9	90%	10
KEY PRIMARY CARE			10	100%	10
ACADIAN DIAGNOSTIC LABORATORIES		8	2	20%	10
BIODESIX, INC.		8	2	20%	10
NEW JERSEY DEPARTMENT OF HEALTH COMMUNICABLE DISEASE SERVICE		3	7	70%	10
EXOSOME DIAGNOSTICS		10			10
LAKE MARY KIDS CENTRA CARE			10	100%	10
BAYCARE LABORATORIES		1	9	90%	10
PINELLAS COUNTY HEALTH DEPARTMENT		2	8	80%	10
KEYS MEDICAL GROUP			10	100%	10
ADVENTHEALTH CENTRA CARE ORMOND BEACH			10	100%	10
ADVENTHEALTH PEDIATRICS/LAKE MARY PEDS		9	1	10%	10
WIMAUMA COMMUNITY HEALTH CENTER		4	6	60%	10
NEW YORK STATE ELR - HUDSON VALLEY HOSPITAL CENTER LABORATORY		9	1	10%	10
CORE LABORATORY		1	9	90%	10
PRMG - EAST NAPLES		5	5	50%	10
MEDICAL LABORATORY DIAGNOSTICS			10	100%	10
BioReference Laboratories, Inc			10	100%	10
NEW YORK STATE ELR - CATHOLIC HEALTH SERVICES REGIONAL LABORATORY		8	2	20%	10
MHHS All Lab Subsection		9			9
BAY CARE OCCUPATIONAL CLINIC			9	100%	9
NEW YORK STATE ELR - LONG ISLAND JEWISH MED CTR		9			9
HEALTHQUEST LABORATORIES		2	7	78%	9
ADVENT HEALTH NEW SMYRNA BEACH			9	100%	9
GLEN OAKS HEALTH AND REHABILITATION CENTER			9	100%	9
CREATIVE TESTING SOLUTIONS		3	6	67%	9
MINUTECLINIC #4760		9			9
GENUS3		3	6	67%	9
FLORIDA PEDIATRICS			9	100%	9
PATHOGENIUS LABORATORIES		2	7	78%	9
MASSACHUSETTS GENERAL HOSPITAL		1	8	89%	9
COMMUNITY HEALTH CENTER		2	7	78%	9
ST VINCENT'S EAST LABORATORY		8	1	11%	9
GCPM MANUAL MICROBIOLOGY		1	8	89%	9
ST CATHERINE OF SIENA HOSPITAL		9			9
BAY PINES VA		1	8	89%	9
MICHIGAN DEPARTMENT OF HEALTH AND HUMAN SERVICES			9	100%	9
MOUNT DORA PEDIATRICS		8	1	11%	9
NORTH CAROLINA DEPARTMENT OF HEALTH & HUMAN SERVICES			9	100%	9
MINUTECLINIC DIAGNOSTIC OF RHODE ISLAND, LLC #212		9			9
WOLFSON (USE BAPTIST)			9	100%	9

COVID-19: testing by laboratory

Data through Sep 17, 2020 verified as of Sep 18, 2020 at 09:25 AM

Data in this report are provisional and subject to change.

The numbers in the table below represent the number of Florida and non-Florida residents for whom test results were received by the Department of Health. A person can be tested by more than one laboratory and can have both positive and negative results. **Therefore, the sum of the numbers in each column will be larger than the total number of people tested.**

Reporting lab	Inconclusive	Negative	Positive	Percent positive	Total
PALM BAY URGENT CARE			9	100%	9
UNIVERSITY OF MIAMI HEPATOLOGY DIAGNOSTIC LABORATORY			9	100%	9
FLORIDA HOSPITAL LABS			9	100%	9
CENTURY HEALTH AND REHABILITATION CENTER			9	100%	9
BIOFIRE		1	8	89%	9
ST ELIZABETH MEDICAL CENTER LABORATORY		8	1	11%	9
FLORIDA DEPARTMENT OF HEALTH IN HILLSBOROUGH COUNTY			9	100%	9
PCB CLINIC		1	7	88%	8
LONGLEAF DIAGNOSTIC LABORATORIES		2	6	75%	8
X-GENE MOLECULAR LABS		1	7	88%	8
APPLE DIAGNOSTICS LAB		3	5	63%	8
BOZEMAN HEALTH DEACONESS HOSPITAL		5	3	38%	8
STATE LAB		1	7	88%	8
CVS PHARMACY # 10423		7	1	13%	8
BIOREFERENCE LABORATORIES, INC.		6	2	25%	8
ASCENSION ST. VINCENT'S PRIMARY CARE			8	100%	8
CHEMISYS LABORATORIES			8	100%	8
NEW YORK STATE ELR - BROOKLYN HOSPITAL CENTER DOWNTOWN CAMPUS		8			8
BAYONET POINT MEDICAL CENTER			8	100%	8
AIM LABORATORIES			8	100%	8
GENEUS DIAGNOSTICS			8	100%	8
EXECUTIVE MEDICAL SERVICES		8			8
THE COMMONWEALTH OF MASSACHUSETTS			8	100%	8
DOCTOR'S IN HOUSE LAB			8	100%	8
DALE MEDICAL CENTER		4	4	50%	8
ARNOT OGDEN MEDICAL CENTER LABORATORY		8			8
ADVENTHEALTH CENTRA CARE - HUNTERS CREEK			8	100%	8
LEE MEMORIAL LAB GULF COAST	2		6	75%	8
ROCKLEDGE		1	7	88%	8
ST JOSEPH HOSPITAL		7	1	13%	8
NEW YORK STATE ELR - JAMES J PETERS VA MEDICAL CENTER		6	2	25%	8
NEW YORK STATE ELR - ELMHURST HOSPITAL CENTER		7	1	13%	8
Maury Regional Hospital		5	3	38%	8
UNIVERSITY HOSPITAL - STONY BROOK EASTERN		8			8
SPORTS DRUG TESTING LABORATORY			8	100%	8
LAKE WALES MEDICAL CENTER INC			8	100%	8
ST. JOSEPH HOSPITAL AND HEALTH CARE INC.			8	100%	8
SYLVESTER AT PLANTATION LABORATORY		7	1	13%	8
PRATTVILLE BAPTIST HOSPITAL		7	1	13%	8
EMERALD COAST URGENT CARE, LLC		1	6	86%	7
AMERICAN FAMILY CARE			7	100%	7
ABBOTT			7	100%	7
MEDEMERGE		6	1	14%	7
LABCORP - BRANDON		3	4	57%	7
ALTAMONTE PEDIATRIC ASSOCIATES		7			7
LAKELAND REGIONAL HEALTH			7	100%	7

COVID-19: testing by laboratory

Data through Sep 17, 2020 verified as of Sep 18, 2020 at 09:25 AM

Data in this report are provisional and subject to change.

The numbers in the table below represent the number of Florida and non-Florida residents for whom test results were received by the Department of Health. A person can be tested by more than one laboratory and can have both positive and negative results. **Therefore, the sum of the numbers in each column will be larger than the total number of people tested.**

Reporting lab	Inconclusive	Negative	Positive	Percent positive	Total
NORTH BAY HOSPITAL			7	100%	7
NO NAME		5	2	29%	7
LABCORP - NAPLES		1	6	86%	7
BAYCARE MEDICAL GROUP INC			7	100%	7
FLORIDA DEPARTMENT OF HEALTH IN LAKE COUNTY		3	4	57%	7
LEE COUNTY HEALTH DEPARTMENT		4	3	43%	7
NATIONS BEST FAMILY HEALTH CARE			7	100%	7
NEWYORK-PRESBYTERIAN/ LAWRENCE HOSPITAL LABORATORY		7			7
LAB CORP OF AMERICA		2	5	71%	7
INTERMOUNTAIN CENTRAL LAB		1	6	86%	7
GRAND ST PAUL CVS		7			7
ORMOND BEACH CENTRA CARE			7	100%	7
QUE		4	3	43%	7
CENTRA CARE HUNTER'S CREEK		1	6	86%	7
FLORIDA HOSPITAL KISSIMMEE		4	3	43%	7
CLEVELAND CLINIC			7	100%	7
FLORIDA HOSPITAL		1	6	86%	7
PRECISION GENETICS			7	100%	7
FLORIDA CLINICAL LAB			7	100%	7
WALGREENS #03413		5	2	29%	7
UNIPATH			7	100%	7
CENTRA CARE - APOPKA			7	100%	7
HEALTHMARK REGIONAL HOSPITAL LAB		3	4	57%	7
ARCHBOLD MEMORIAL HOSPITAL/LAB		3	4	57%	7
NITE LITE PEDIATRICS - PORT ST. LUCIE		2	5	71%	7
NORTH OKALOOSA PHYSICIAN GROUP		6			6
PALMETTO HEALTH ALLIANCE		3	3	50%	6
DCH REGIONAL MEDICAL CENTER LABORATORY		6			6
TAMIAMI LAB MILLENIUM			6	100%	6
METRO KNOXVILLE HMA		5	1	17%	6
SANTA ROSA HMA PHYS MGMT		6			6
COVANCE CENTRAL LABORATORY			6	100%	6
SUNPATH-MDL		2	4	67%	6
BOCA RATON REGIONAL HOSPITAL LAB			6	100%	6
BROOKWOOD BAPTIST MEDICAL CENTER		6			6
GENE STREET LABORATORIES, LLC		6			6
MICHIGAN DEPARTMENT OF COMMUNITY HEALTH		1	5	83%	6
TRUE HEALTH DIAGNOSTICS		1	5	83%	6
BEAUMONT LABORATORY			6	100%	6
WATAUGA MEDICAL CENTER		4	2	33%	6
CENTRA CARE - LAKE NONA		1	5	83%	6
HEALTH CARE LABORATORY SERVICES			6	100%	6
FLORIDA WOMAN CARE LABORATORY			6	100%	6
RICHMOND UNIVERSITY MEDICAL CENTER		5	1	17%	6
VILLAGE DOCTORS		1	5	83%	6
BAYFRONT HEALTH PUNTA GORDA			6	100%	6

COVID-19: testing by laboratory

Data through Sep 17, 2020 verified as of Sep 18, 2020 at 09:25 AM

Data in this report are provisional and subject to change.

The numbers in the table below represent the number of Florida and non-Florida residents for whom test results were received by the Department of Health. A person can be tested by more than one laboratory and can have both positive and negative results. **Therefore, the sum of the numbers in each column will be larger than the total number of people tested.**

Reporting lab	Inconclusive	Negative	Positive	Percent positive	Total
VIRTUA VOORHEES HOSPITAL		4	2	33%	6
EXPRESS CARE OF BELLEVIEW		6			6
LABCORP NEW PORT RICHEY			6	100%	6
LAWTON CHILES HEALTH CENTER		1	5	83%	6
Cleveland Clinic Laboratories		2	4	67%	6
TOTAL ACCESS URGENT CARE			6	100%	6
ANGEL KIDS PEDIATRICS-BARTRAM PARK		6			6
QUOTIENT SCIENCES			6	100%	6
ADVENTHEALTH CENTRA CARE ORANGE CITY			6	100%	6
ROCKLEDGE FAMILY HEALTH			6	100%	6
NICHOLS INSTITUTE QUEST DIAGNOSTICS	1	2	3	50%	6
ACH			6	100%	6
CAPITAL HEALTH PLAN LABORATORIES			6	100%	6
BAPTIST HEALTH URGENT CARE MIAMI BEACH		5	1	17%	6
SHELBY BAPTIST MEDICAL CENTER		2	4	67%	6
DIACARTA INC.		6			6
DOH JACKSONVILLE CENTRAL LABORATORY		3	3	50%	6
WEST PACIFIC MEDICAL LABORATORY			5	100%	5
VRL EUROFINIS		3	2	40%	5
HOLY NAME MEDICAL CENTER		5			5
NORTHWESTERN MEMORIAL HOSPITAL			5	100%	5
WASHINGTON REHABILITATION AND NURSING CENTER		5			5
SUNCOAST URGENT CARE			5	100%	5
UNKNOWN LAB			5	100%	5
ST ANTHONY NORTH			5	100%	5
ONEIDA HEALTHCARE CENTER		5			5
LEHIGH VALLEY HOSPITAL		3	2	40%	5
THE VILLAGES CLINICAL LAB		4	1	20%	5
VA COMMUNITY CLINIC			5	100%	5
NEW YORK STATE ELR - BELLEVUE HOSPITAL CENTER DEPARTMENT		5			5
SAINT PETER'S UNIVERSITY HOSPITAL		5			5
ROBERT WOOD JOHNSON HOSPITAL		4	1	20%	5
RIVERSIDE MEDICAL GROUP		4	1	20%	5
WADSWORTH CENTER - DAVID AXELROD INSTITUTE		5			5
OMNICARE PHARMACY OF TEXAS 1, LP DBA OMNICARE		5			5
LIFE CARE CENTER OF ALTAMONTE SPRINGS			5	100%	5
NORTHSHORE UNIVERSITY HEALTHSYSTEM EVANSTON HOSPITAL LAB			5	100%	5
LABCORP DIAGNOSTICS-MIAMI		2	3	60%	5
UPMC HEALTH SYSTEM		4	1	20%	5
THOMAS JEFFERSON UNIVERSITY HOSPITAL		4	1	20%	5
MANATEE PEDIATRICS			5	100%	5
MINUTECLINIC DIAGNOSTIC OF TEXAS, LLC #2580		5			5
UF HEALTH NORTH JACKSONVILLE			5	100%	5
ST VINCENT'S CHILTON		4	1	20%	5
NEW YORK STATE ELR - LONG ISLAND JEWISH VALLEY STREAM		5			5
LUXOR SCIENTIFIC LLC			5	100%	5

COVID-19: testing by laboratory

Data through Sep 17, 2020 verified as of Sep 18, 2020 at 09:25 AM

Data in this report are provisional and subject to change.

The numbers in the table below represent the number of Florida and non-Florida residents for whom test results were received by the Department of Health. A person can be tested by more than one laboratory and can have both positive and negative results. **Therefore, the sum of the numbers in each column will be larger than the total number of people tested.**

Reporting lab	Inconclusive	Negative	Positive	Percent positive	Total
GADSDEN REGIONAL MEDICAL CENTER		5			5
TMH PHYSICIAN PARTNERS - MONTICELLO		5			5
STATEN ISLAND UNIVERSITY HOSPITAL		5			5
MINUTECLINIC DIAGNOSTIC OF TEXAS, LLC		5			5
JFK MEDICAL CENTER NORTH LAB			5	100%	5
MEDRITE		1	4	80%	5
INDIAN RIVER CHD VERO BEACH		4	1	20%	5
FRANCES WARDE MEDICAL LABORATORY		2	3	60%	5
DOCTOR'S IN-HOUSE LAB/COMMUNITY HEALTH CENTERS OF PINELLAS -PINELLAS P			5	100%	5
MONTEFIORE ST LUKE'S CORNWALL HOSPITAL		4	1	20%	5
LINCOLN MEDICAL AND MENTAL HEALTH CENTER		5			5
XRL SXF REF LAB		5			5
BAY CARE			5	100%	5
CHILDREN'S HOSPITAL OF PHILADELPHIA		5			5
BIOTECH			5	100%	5
EMERGENCY MEDICAL CENTER			5	100%	5
DELAWARE CVS PHARMACY, LLC		5			5
AEL KNOXVILLE			5	100%	5
CAREWELL 301 - WARWICK			5	100%	5
ANGEL KIDS PEDIATRICS-BEACH BLVD		4	1	20%	5
COMMUNITY HEALTH OF SOUTH FLORIDA			5	100%	5
BAYCARE ALLIANT HOSPITAL			5	100%	5
COLORADO DEPARTMENT OF PUBLIC HEALTH AND ENVIRONMENT			5	100%	5
BROWARD COUNTY HEALTH DEPT.			5	100%	5
DOCTORS CLINICAL LABORATORY, INC		4	1	20%	5
BLOUNT MEMORIAL HOSPITAL		5			5
DORAL URGENT CARE			5	100%	5
FINLAY C. LABORATORY		3	2	40%	5
CAPE REGIONAL MEDICAL CENTER		4			4
SOUTHWESTERN REGIONAL MEDICAL CENTER - TULSA		4			4
MINUTECLINIC DIAGNOSTIC OF ILLINOIS		4			4
PHELPS HOSPITAL LABORATORY		4			4
TA LABCORP TAMPA			4	100%	4
LABCORP-CRYSTAL RIVER		1	3	75%	4
QUEST DIAGNOSTIC INC TECHINICAL			4	100%	4
NEW YORK STATE ELR - ELLIS HOSPITAL LABORATORY		4			4
NEW HAMPSHIRE DEPARTMENT OF HEALTH AND HUMAN SERVICES		3	1	25%	4
WALGREENS #09353		4			4
CVS PHARMACY, INC DBA CVS/PHARMACY #10581		4			4
MISSOURI DEPARTMENT OF HEALTH AND SENIOR SERVICES			4	100%	4
CONNECTDX			4	100%	4
SONORA QUEST LABORATORIES			4	100%	4
UNIVERSITY HOSPITAL		2	2	50%	4
MEDONE URGENT CARE CENTER		2	2	50%	4
INTERMARKET FACILITY			4	100%	4
TANNER MEDICAL CENTER EAST AL		4			4

COVID-19: testing by laboratory

Data through Sep 17, 2020 verified as of Sep 18, 2020 at 09:25 AM

Data in this report are provisional and subject to change.

The numbers in the table below represent the number of Florida and non-Florida residents for whom test results were received by the Department of Health. A person can be tested by more than one laboratory and can have both positive and negative results. **Therefore, the sum of the numbers in each column will be larger than the total number of people tested.**

Reporting lab	Inconclusive	Negative	Positive	Percent positive	Total
DOCTORS URGENT CARE			4	100%	4
GULF COAST MEDICAL GROUP			4	100%	4
MEDFAST URGENT CARE			4	100%	4
QUEST DIAGNOSTICS- MELBOURNE			4	100%	4
WALGREENS #6637		4			4
ST CHARLES HOSPITAL LABORATORY		4			4
WALGREENS NO 09204		4			4
CELAL GUROL ERBAY, MD			4	100%	4
UAB		3	1	25%	4
UNIVERSITY OF CHICAGO MEDICAL CENTER LAB			4	100%	4
ILLINOIS DEPT OF PUBLIC HEALTH LAB - SPRINGFIELD			4	100%	4
IRL MARKET LAB			4	100%	4
CVS/PHARMACY #10373		4			4
FAMILY HEALTH CENTERS OF SWF LABS		1	3	75%	4
FISHERMEN'S HOSPITAL			4	100%	4
LABCORP RARITAN		4			4
FLORIDA HOSPITAL ALTAMONTE		2	2	50%	4
FORT SANDERS REGIONAL LABORATORY		4			4
COLLIER COUNTY HEALTH DEPT.		2	2	50%	4
MEDLOGIC, LLC		1	3	75%	4
WALGREENS #05398		3	1	25%	4
COVENIENT CARE MEDICAL CLINIC			4	100%	4
METROPOLITAN HOSPITAL CENTER		4			4
NEW YORK STATE ELR - NEW YORK PRESBYTERIAN-LOWER MANHATTAN		4			4
ROLLINS COLLEGE WELLNESS CENTER			4	100%	4
STATEN ISLAND UNIVERSITY HOSPITAL SEGUINE AVE		4			4
SONIC REFERENCE LABORATORY			4	100%	4
EXPRESS TESTING-ONE			4	100%	4
WOODHULL MEDICAL AND MENTAL HEALTH CTR		4			4
MAINSTREET FAMILY SELECT		1	3	75%	4
VA GULF COAST VETERANS HEALTH CARE SYSTEM			4	100%	4
PROMEDICA LABORATORIES		4			4
NEW YORK STATE ELR - ORANGE REGIONAL MEDICAL CENTER LABORATORY		4			4
IU HEALTH PATHOLOGY			4	100%	4
CAPE COD HOSPITAL			4	100%	4
MINUTECLINIC DIAGNOSTIC OF RHODE ISLAND, LLC #590		4			4
METHODIST MEDICAL CENTER		3	1	25%	4
LAKELAND REGIONAL RESPIRATORY CARE CENTER			4	100%	4
LAKE NONA MEDICAL SERVICES		2	2	50%	4
NEW YORK STATE ELR - NEW YORK METHODIST HOSPITAL		4			4
MI2297090CV HOLLAND-23D2189684		4			4
PEDIATRIC HEALTH CARE ALLIANCE			4	100%	4
NEW YORK STATE ELR - MONTEFIORE MEDICAL CENTER LABORATORIES NORTH		4			4
DAVITA LABORATORY		4			4
Northwell Lab			4	100%	4
NAPHCARE, INC.			4	100%	4

COVID-19: testing by laboratory

Data through Sep 17, 2020 verified as of Sep 18, 2020 at 09:25 AM

Data in this report are provisional and subject to change.

The numbers in the table below represent the number of Florida and non-Florida residents for whom test results were received by the Department of Health. A person can be tested by more than one laboratory and can have both positive and negative results. **Therefore, the sum of the numbers in each column will be larger than the total number of people tested.**

Reporting lab	Inconclusive	Negative	Positive	Percent positive	Total
NORTHERN DUTCHESS HOSPITAL LABORATORY		4			4
DTR LABS		3	1	25%	4
TITUSVILLE/ADVENT CENTRA CARE			4	100%	4
CVS			4	100%	4
WALGREENS #17132		4			4
QUEST DIAGNOSTIC			4	100%	4
BAPTIST HEALTH URGENT CARE AT SAWGRASS		4			4
BETH ISRAEL DEACONESS MEDICAL CENTER			4	100%	4
BAPTIST MEDICAL CENTER EAST		2	2	50%	4
AURORA DIAGNOSTICS			4	100%	4
WALGREENS #04834		4			4
SAMARITAN MEDICAL CENTER		4			4
PARROTT MEDICAL CLINIC			4	100%	4
PRECISION LABS LLC		1	3	75%	4
MEDONE URGENT CARE AT ST. AUGUSTINE			4	100%	4
AARK LABORATORY		4			4
ABBOTT NORTHWESTERN HOSPITAL LAB		1	3	75%	4
SARNO EXTENDED HOURS			4	100%	4
OKLAHOMA STATE UNIVERSITY DIAGNOSTIC LAB			4	100%	4
UCLA HEALTHCARE CLINICAL LABS			4	100%	4
GENUS DIAGNOSTICS			4	100%	4
WALGREENS #11293		4			4
CONEY ISLAND HOSPITAL		4			4
APPALACHIAN REGIONAL HEALTHCARE SYSTEM		4			4
NEW YORK STATE ELR - SAMARITAN HOSPITAL LABORATORY		4			4
MARSHALL MEDICAL CENTER SOUTH LAB		2	1	33%	3
CVS SC2297110CV CHARLSTON		3			3
NOVANT HEALTH GOHEALTH URGENT CARE-HARRISBURG			3	100%	3
NEW YORK STATE ELR - VA NEW YORK HARBOR HEALTHCARE SYSTEM		3			3
BAYCARE OUTREACH LABORATORY HOSPITAL			3	100%	3
MARY IMOGENE BASSETT HOSPITAL COOPERSTOWN		3			3
BARRY UNIVERSITY STUDENT HEALTH SERVICES		3			3
MONTANA PUBLIC HEALTH LAB			3	100%	3
PALMS WEST HOSPITAL			3	100%	3
NEW YORK STATE ELR - COLUMBIA MEMORIAL HOSPITAL LABORATORY		3			3
ADVANCED LAB			3	100%	3
VA OUTPATIENT			3	100%	3
NORTH NAPLES HOSPITAL RESPIRATORY THERAPY DEPARTMENT			3	100%	3
ST JOSEPH WOMENS HOSPITAL			3	100%	3
NEW YORK STATE ELR - INSTITUTE OF PATHOLOGY KINGS COUNTY		3			3
LABCORP - PALM BEACH GARDENS			3	100%	3
KEY WEST URGENT CARE, INC		3			3
BAPTIST HEALTH URGENT CARE AT WESTON		2	1	33%	3
WAKEMED		1	2	67%	3
CAPTAIN JAMES A. LOVELL FEDERAL HEALTHCARE CENTER			3	100%	3
HEALTHY MINORS, LLC.		3			3

COVID-19: testing by laboratory

Data through Sep 17, 2020 verified as of Sep 18, 2020 at 09:25 AM

Data in this report are provisional and subject to change.

The numbers in the table below represent the number of Florida and non-Florida residents for whom test results were received by the Department of Health. A person can be tested by more than one laboratory and can have both positive and negative results. **Therefore, the sum of the numbers in each column will be larger than the total number of people tested.**

Reporting lab	Inconclusive	Negative	Positive	Percent positive	Total
CENTRAL FLORIDA HEALTH CARE INC			3	100%	3
VIRGINIA DIVISION OF CONSOLIDATED LABORATORIES			3	100%	3
BEEBE MEDICAL CENTER LABORATORY		3			3
LABCORP - ORLANDO		1	2	67%	3
DOH-TAMPA BRANCH LABORATORY (MLK BLVD)			3	100%	3
MADISON HEALTH AND REHAB			3	100%	3
NEW YORK STATE ELR - GLENS FALLS HOSPITAL DEPARTMENT OF PATHOLOGY		3			3
ADVENT HEALTH LAKE WALES MEDICAL GROUP		2	1	33%	3
UAB DIV OF INFECTIOUS DISEASES LAB		3			3
LABCORP PHOENIX		1	2	67%	3
TELEVISIT MALABAR PEDIATRICS			3	100%	3
AMERICAN FAMILY CARE- ORANGE BEACH			3	100%	3
NORTH FLORIDA PEDIATRICS-MARIANNA			3	100%	3
ASCENSION ST VINCENT'S SOUTHSIDE			3	100%	3
LAHEY CLINIC MEDICAL CENTER			3	100%	3
PUBLIC HEALTH LAB		3			3
PONCE THERAPY CARE CENTER			3	100%	3
PENN MEDICINE PRINCETON MEDICAL CENTER		3			3
WALGREENS #10775		3			3
NORTHERN LIGHT LABORATORY		1	2	67%	3
MARYLAND STATE DEPT OF HEALTH	2		1	33%	3
MONTANA DEPARTMENT OF PUBLIC HEALTH & HUMAN SERVICES			3	100%	3
DMH STEINHATCHEE FAMILY MEDICINE		1	2	67%	3
MAYO		1	2	67%	3
ALACHUA COUNTY HEALTH DEPARTMENT			3	100%	3
MINUTECLINIC, LLC #08366		2	1	33%	3
PRISMA HEALTH MIDLANDS			3	100%	3
BARONESS ERLANGER HOSPITAL		3			3
WEST			3	100%	3
PENNSYLVANIA DEPARTMENT OF HEALTH BUREAU OF LABORATORIES			3	100%	3
NORTH FLORIDA PEDIATRICS JASPER			3	100%	3
EGL GENETICS DIAGNOSTICS			3	100%	3
WALGREENS #5317		3			3
MIAMI CANCER INSTITUTE			3	100%	3
DACH MAIN LAB			3	100%	3
HELIX DIAGNOSTICS			3	100%	3
JOE DIMAGGIO CHILDREN'S HOSPITAL		1	2	67%	3
INFECTION CONTROL/ EMPHEALTH		2	1	33%	3
PATIENT FIRST - ALLENTOWN			3	100%	3
PLANTATION BAY REHAB FACILITY		2	1	33%	3
GLEN COVE HOSPITAL		3			3
PATIENTS FIRST LAKE ELLA MEDICAL CENTER		3			3
PALM BEACH COUNTY HEALTH DEPARTMENT LABORATORY			3	100%	3
KETTERING HEALTH			3	100%	3
ADVENTHEALTH CENTRA CARE - KID'S CARE			3	100%	3
WILLIAM A HINTON STATE LABORATORY INSTITUTE		1	2	67%	3

COVID-19: testing by laboratory

Data through Sep 17, 2020 verified as of Sep 18, 2020 at 09:25 AM

Data in this report are provisional and subject to change.

The numbers in the table below represent the number of Florida and non-Florida residents for whom test results were received by the Department of Health. A person can be tested by more than one laboratory and can have both positive and negative results. **Therefore, the sum of the numbers in each column will be larger than the total number of people tested.**

Reporting lab	Inconclusive	Negative	Positive	Percent positive	Total
NORTHERN WESTCHESTER HOSPITAL LABORATORY		3			3
QUEST ELR		2	1	33%	3
THE CLINIC OF PEDIATRICS & GI MEDICINE, INC			3	100%	3
NORTH BROWARD HOSPITAL DISTRICT HEALTHCARE FOR THE HOMELESS			3	100%	3
SSM HEALTH ST LOUIS MICROBIOLOGY LABORATORY		1	2	67%	3
SIGNATURE CARE PFLUGERVILLE			3	100%	3
SHARP MEMORIAL HOSPITAL MICROBIOLOGY DEPT			3	100%	3
FLORIDA CLINICAL LABORATORY - BIOREFERENCE LABORATORIES		2	1	33%	3
ILLINOIS DEPARTMENT OF PUBLIC HEALTH			3	100%	3
FAMILY AND INTERNAL MEDICINE AT AVALON PARK		3			3
QUATRACOR PLLC		3			3
COUNTY OF LOS ANGELES			3	100%	3
PRIMARY CARE OF THE TREASURE COAST			3	100%	3
CALHOUN LIBERTY HOSPITAL			3	100%	3
CORAL GABLES HOSPITAL			3	100%	3
KEY WEST HEALTH AND REHAB			3	100%	3
SOUTHEASTERN REGIONAL MEDICAL CENTER			3	100%	3
SANFORD SOUTH UNIVERSITY		3			3
SCIENTIFIC LABORATORY DIVISION			3	100%	3
ACCESS HEALTH CARE		2	1	33%	3
DEPARTMENT OF VETERANS AFFAIRS ORLANDO MEDICAL CENTER			3	100%	3
JOHNS HOPKINS MEDICAL LABORATORIES		1	2	67%	3
INDIANA STATE DEPARTMENT OF HEALTH		1	2	67%	3
WALGREENS #19348		3			3
DEACONESS HOSPITAL			3	100%	3
WESLEY CHAPEL INTERNAL MEDICINE AND PEDIATRICS			3	100%	3
ST LUKES HOSPITAL LABORATORY		2	1	33%	3
LIFE CARE CENTER OF HILLIARD			3	100%	3
RIVERVIEW REGIONAL MEDICAL CENTER		3			3
GENEVA GENERAL HOSPITAL LABORATORY		3			3
NOVANT HEALTH INPATIENT CARE			3	100%	3
COOPER HOSPITAL/UNIVERSITY MEDICAL		3			3
THE UNIVERSITY OF VERMONT MEDICAL CENTER		3			3
EISENHOWER ARMY MEDICAL CENTER			3	100%	3
JACKSON SOUTH COMMUNITY HOSPITAL LAB			3	100%	3
ETHOS LABORATORIES		3			3
BAY CARE LAB SERVICES/ST. ANTHONY'S HOSPITAL			3	100%	3
MONTEFIORE NYACK HOSPITAL AFFILIATED LABORATORY		3			3
TIMBER RIDGE LABORATORY			3	100%	3
UNK		1	2	67%	3
MOLECULAR PATHOLOGY LABORATORY			3	100%	3
GUTHRIE MEDICAL GROUP LABORATORIES		3			3
QUEST DIAGNOSTICS INCORPORATED			3	100%	3
ADVENT HEALTH CENTRE CARE			3	100%	3
IOWA DEPARTMENT OF PUBLIC HEALTH			3	100%	3
UNIVERSITY OF MIAMI			3	100%	3

COVID-19: testing by laboratory

Data through Sep 17, 2020 verified as of Sep 18, 2020 at 09:25 AM

Data in this report are provisional and subject to change.

The numbers in the table below represent the number of Florida and non-Florida residents for whom test results were received by the Department of Health. A person can be tested by more than one laboratory and can have both positive and negative results. **Therefore, the sum of the numbers in each column will be larger than the total number of people tested.**

Reporting lab	Inconclusive	Negative	Positive	Percent positive	Total
VIRACOR		2	1	33%	3
FAST TRACK URGENT CARE CENTER - DOWNTOWN			2	100%	2
ALVERNO CLINICAL LABORATORIES			2	100%	2
UT SOUTHWESTERN MEDICAL CENTER			2	100%	2
ARNOLD PALMER HOSPITAL LABORATORY			2	100%	2
CHILDREN'S MEDICAL CENTER			2	100%	2
ABSOLUTE HEALTH INTERNAL MED & PEDIATRICS		2			2
STEWART ST ELIZABETH MEDICAL CENTER			2	100%	2
CELERION			2	100%	2
ADVANCED MEDICAL CARE			2	100%	2
DYNACARE LABORATORIES			2	100%	2
WALGREENS #07388		2			2
PRECISION DIAGNOSTICS INC - NJ		2			2
CONSOLIDATED LABORATORY SERVICES			2	100%	2
Cleveland Clinic Weston			2	100%	2
UT MEMPHIS UNIVERSITY HEALTH SERVICES			2	100%	2
PRORENATA LABS			2	100%	2
VIDANT MEDICAL CENTER			2	100%	2
MEDSTAR HARBOR HOSPITAL			2	100%	2
RIVERVIEW MEDICAL CLINIC		2			2
MEMORIAL HERMANN CONSOLIDATED LABORATORY SERVICES			2	100%	2
BFT LAB			2	100%	2
BOCA BIOLISTIC REFERENCE LAB			2	100%	2
LABORATORY CORPORATION OF AMERICA		1	1	50%	2
FLORIDA MEDICAL CLINIC PA		2			2
QUEST DIAGNOSTICS-OCALA-SW HIGHWAY 200		2			2
UNIVERSITY OF KANSAS MEDICAL CENTER			2	100%	2
LAB UNKNOW		2			2
BAYFRONT MEDICAL			2	100%	2
UNIVERSITY HOSPITAL OF BROOKLYN		2			2
BIRMINGHAM VAMC		1	1	50%	2
VIRTUA MEMORIAL HOSPITAL BURLINGTON COUNTY			2	100%	2
WALGREENS # 03852		2			2
ERIE COUNTY MEDICAL CTR CLINICAL LABS		2			2
MEDICAL CENTER ENTERPRISE			2	100%	2
FAMILY MEDICINE AT WATERMAN		2			2
LABCORP - LEESBURG			2	100%	2
MONROE COUNTY HOSPITAL		2			2
ARCPPOINT LABS OF SARASOTA			2	100%	2
URGENT CARE TCMA			2	100%	2
TRICORE REFERENCE LABORATORY		1	1	50%	2
JOHNNIE RUTH CLARKE LAB			2	100%	2
WALGREENS #03136		2			2
SOUTHEAST GEORGIA HEALTH SYSTEM			2	100%	2
LAKEWOOD RANCH ER 24/7			2	100%	2
KORGENE LAB			2	100%	2

COVID-19: testing by laboratory

Data through Sep 17, 2020 verified as of Sep 18, 2020 at 09:25 AM

Data in this report are provisional and subject to change.

The numbers in the table below represent the number of Florida and non-Florida residents for whom test results were received by the Department of Health. A person can be tested by more than one laboratory and can have both positive and negative results. **Therefore, the sum of the numbers in each column will be larger than the total number of people tested.**

Reporting lab	Inconclusive	Negative	Positive	Percent positive	Total
MEDICAL CENTER AT OCEAN REEF		1	1	50%	2
ALLIANCE LABS @LRMC			2	100%	2
SARASOTA MEMORIAL MEDICAL URGENT CARE CENTER			2	100%	2
SCDHEC BUREAU OF LABORATORIES			2	100%	2
ALTRU DIAGNOSTICS INC			2	100%	2
WHOLE CHILD PEDIATRICS			2	100%	2
ADVENTHEALTH CARROLLWOOD			2	100%	2
OSWEGO HOSPITAL LABORATORY		2			2
MINUTECLINIC DIAGNOSTIC		1	1	50%	2
GALEN BAYLOR EXTENSION		2			2
WALGREENS # 05818		2			2
BAPTIST HEALTH MEDICAL CENTER			2	100%	2
LIFE CARE CITRUS COUNTY			2	100%	2
PRECISION DIAGNOSTIC INC		2			2
UNIVERSITY OF MARYLAND MEDICAL CENTER			2	100%	2
FELICIDAD MEDICAL CENTER			2	100%	2
MADISON COUNTY MEMORIAL HOSP		1	1	50%	2
ST JOSEPHS CHILDRENS HOSPITAL OUTREACH			2	100%	2
GEORGE SAFRAN MD PC		2			2
MADISON COUNTY HEALTH DEPARTMENT		2			2
MAILBOX DIAGNOSTICS		1	1	50%	2
THOMAS LANGLEY			2	100%	2
CENTRA CARE KIDS WINTER PARK			2	100%	2
TRINITAS REGIONAL MEDICAL CENTER		1	1	50%	2
OMNI			2	100%	2
GEISINGER MEDICAL CENTER		2			2
SJH			2	100%	2
ROCKEFELLER UNIVERSITY CLINICAL GENOMICS LABORATOR		2			2
BRITO MEDICAL CENTER			2	100%	2
JACKSON LABORATORY OF GENOMIC MEDICINE		2			2
SUNCOAST PATHOLOGY ASSOCIATES			2	100%	2
QUEST DIAGNOSTICS-OCALA-SE 3RD		2			2
ROANE MEDICAL CENTER		1	1	50%	2
SYLVAN NURSING			2	100%	2
CAREWELL 202			2	100%	2
GANDY CROSSING CARE CENTER			2	100%	2
GEORGIA DEPARTMENT OF PUBLIC HEALTH			2	100%	2
UNAVAILABLE/UNKNOWN/NO INFORMATION FOUND			2	100%	2
GENETIC ASSAYS INC			2	100%	2
HEALTH FIRST IBM-UX			2	100%	2
FLORIDA CLINICAL LABORATORY INC			2	100%	2
GREENVILLE MEMORIAL HOSPITAL LAB			2	100%	2
UC CORAL GABLES			2	100%	2
CLERMONT ADVENTHEALTH CENTRA CARE			2	100%	2
UF HEALTH FAMILY MEDICINE-KERNAN SQUARE			2	100%	2
OMNICARE PHARMACY OF TEXAS 1		2			2

COVID-19: testing by laboratory

Data through Sep 17, 2020 verified as of Sep 18, 2020 at 09:25 AM

Data in this report are provisional and subject to change.

The numbers in the table below represent the number of Florida and non-Florida residents for whom test results were received by the Department of Health. A person can be tested by more than one laboratory and can have both positive and negative results. **Therefore, the sum of the numbers in each column will be larger than the total number of people tested.**

Reporting lab	Inconclusive	Negative	Positive	Percent positive	Total
JOHNSON CITY MEDICAL CENTER		1	1	50%	2
SANFORD REGIONAL HOSPITAL WORTHINGTON		2			2
COASTAL MEDICAL LAB			2	100%	2
NATIONWIDE LABORATORY SERVICES		1	1	50%	2
CENTRA CARE WINTER HAVEN		1	1	50%	2
VIGILANT HEALTHCARE		1	1	50%	2
CORE BIO LABS			2	100%	2
PREMIER MEDICAL LABORATORY			2	100%	2
JERSEY SHORE MEDICAL CENTER		2			2
TREASURE COAST COMMUNITY HEALTH			2	100%	2
ST. JOSEPH REGIONAL MEDICAL CENTER			2	100%	2
MEMORIAL SLOAN KETTERING CANCER CENTER		1	1	50%	2
QUEENS HOSPITAL CENTER		2			2
MEDLABS DIAGNOSTICS		2			2
POINT OF CARE TESTING SITE			2	100%	2
NORTH SHORE HEMATOLOGY-ONCOLOGY ASSOCIATES, PC		2			2
EMORY UNIVERSITY HOSPITAL			2	100%	2
OKLAHOMA STATE DEPARTMENT OF HEALTH-PUBLIC HEALTH LABORATORY			2	100%	2
NOVADIX		2			2
PHYSICIANS IMMEDIATE CARE AURORA			2	100%	2
COLORADO DEPARTMENT OF HEALTH LABORATORY SERVICES DIVISION			2	100%	2
ENGLEWOOD HOSPITAL AND MEDICAL CENTER			2	100%	2
MERCY HEALTH—MUSKEGON		2			2
ORLANDO HEALTH AND REHAB CENTER			2	100%	2
SOUTHERN OCEAN MEDICAL CENTER		2			2
SPARROW CENTRAL LAB			2	100%	2
APOLLO SURGERY CENTER			2	100%	2
FIRST CARE - MIDDLESBORO			2	100%	2
UK HEALTHCARE			2	100%	2
TUFTS MEDICAL CENTER			2	100%	2
PIEDMONT HOSPITAL LAB			2	100%	2
PHYSICIANS LABORATORY SERVICES			2	100%	2
COMPUNET CLINICAL LAB			2	100%	2
LABCORP SOUTH CHARLESTON			2	100%	2
LABCORP - STUART		1	1	50%	2
ALABAMA DEPARTMENT OF PUBLIC HEALTH			2	100%	2
LEGACY LABORATORY SERVICES			2	100%	2
VA HOSPITAL			2	100%	2
UNIVERSITY OF WASHINGTON MEDICAL CENTER			2	100%	2
ST PETERSBURG PEDIATRICS-EAST BAY			2	100%	2
VERMONT DEPARTMENT OF HEALTH LABORATORY		1	1	50%	2
VETERANS OUTPATIENT CLINIC			2	100%	2
ACL LABORATORIES INDUSTRIAL TOXICOLOGY			2	100%	2
ST LUKES HOSPITAL			2	100%	2
CONEMAUGH MEMORIAL MEDICAL CENTER		2			2
PUBLIC HEALTH LABORATORY	1		1	50%	2

COVID-19: testing by laboratory

Data through Sep 17, 2020 verified as of Sep 18, 2020 at 09:25 AM

Data in this report are provisional and subject to change.

The numbers in the table below represent the number of Florida and non-Florida residents for whom test results were received by the Department of Health. A person can be tested by more than one laboratory and can have both positive and negative results. **Therefore, the sum of the numbers in each column will be larger than the total number of people tested.**

Reporting lab	Inconclusive	Negative	Positive	Percent positive	Total
ADVANCED URGENT CARE CENTER OF THE UPPER KEYS			2	100%	2
SHANDS AT LAKE SHORE LAB			2	100%	2
MAINSTREET FAMILY URGENT CARE			2	100%	2
DEKALB MEDICAL CENTER LABORATORY			2	100%	2
LOWELL GENERAL HOSPITAL			2	100%	2
INTERNAL MEDICINE SPECIALISTS			2	100%	2
PATHLINE			2	100%	2
BIOHEALTH MEDICAL LAB INC			2	100%	2
PREMIER LABORATORY SERVICES, LLC			2	100%	2
MAKO MEDICAL			2	100%	2
TALLAHASSEE MEMORIAL HEALTHCARE FAMILY MED RESIDENCY			2	100%	2
LEESBURG REGIONAL MEDICAL CENTER		1	1	50%	2
NORTHEAST ALABAMA REGIONAL MEDICAL CENTER		1	1	50%	2
JOHN D. ARCHBOLD MEM. HOSPITAL			2	100%	2
ON SLOW MEMORIAL HOSPITAL LABORATORY		2			2
PRACTICE MANAGEMENT OF AMERICA, INC.			2	100%	2
TEXAS DEPARTMENT OF STATE HEALTH SERVICES		1	1	50%	2
OHIO STATE UNIVERSITY MEDICAL CENTER			2	100%	2
NEW YORK STATE ELR - CENTREX CLINICAL LABS INC		2			2
WALGREENS #04417		2			2
FLORIDA HEALTH CARE PLANS			2	100%	2
NLC LABS			2	100%	2
FCHC (OB)-DARWIN SQUARE CTR.			2	100%	2
NORTH DAKOTA DEPT OF HEALTH MICROBIOLOGY			2	100%	2
RUSH UNIVERSITY MEDICAL CENTER LABORATORY			2	100%	2
AVANTE ST CLOUD		2			2
MOUNT SINAI HOSPITAL LABORATORY		1	1	50%	2
NORTHWELL HEALTH			2	100%	2
NEW YORK STATE ELR - ERIE COUNTY PUBLIC HEALTH CLINICAL		2			2
AMERICAN MEDICAL LABORATORIES			2	100%	2
PTC LABORATORIES			2	100%	2
YORK HOSPITAL - LABORATORY			2	100%	2
DEPARTMENT OF PATHOLOGY ROME MEMORIAL		2			2
MEYER PEDIATRICS			2	100%	2
UNIVERSITY OF AL STUDENT HEALTH CENTER			2	100%	2
BAYLOR ESOTERIC AND MOLECULAR LAB			2	100%	2
WALGREEN EASTERN CO, INC		2			2
MARSHFIELD LABORATORIES			2	100%	2
NEBRASKA MEDICAL CENTER			2	100%	2
HOME ACCESS HEALTH			2	100%	2
BIO-TECH CLINICAL LABORATORIES			2	100%	2
NEW YORK STATE DEPARTMENT OF HEALTH		1	1	50%	2
CARL R DARNALL ARMY MEDICAL CENTER			2	100%	2
URGENT CARE WEST CLINIC			2	100%	2
NOT INDICATED			2	100%	2
MIDMICHIGAN MEDICAL CENTER			2	100%	2

COVID-19: testing by laboratory

Data through Sep 17, 2020 verified as of Sep 18, 2020 at 09:25 AM

Data in this report are provisional and subject to change.

The numbers in the table below represent the number of Florida and non-Florida residents for whom test results were received by the Department of Health. A person can be tested by more than one laboratory and can have both positive and negative results. **Therefore, the sum of the numbers in each column will be larger than the total number of people tested.**

Reporting lab	Inconclusive	Negative	Positive	Percent positive	Total
NEW YORK STATE ELR - AUBURN COMMUNITY HOSPITAL		2			2
LABCORP - OHIO			2	100%	2
LAB CORP PHOENIX			2	100%	2
OHIO DEPARTMENT OF HEALTH LABORATORY		2			2
JRS LABORATORY			2	100%	2
INTERNAL MEDICINE ASSOCIATES-DUNELLON			2	100%	2
SOUTHEASTERN PEDIATRIC ASSOCIATES			2	100%	2
LEXINGTON MEDICAL CENTER			2	100%	2
OKEECHOBEE HEALTHCARE FACILITY			2	100%	2
YUMA REGIONAL MEDICAL CENTER			1	100%	1
ALLIANCE LABORATORY SERVICES			1	100%	1
EAST TENNESSEE STATE UNIVERSITY		1			1
ST. LUCIE COUNTY HEALTH DEPARTMENT		1			1
WESTOX LABS		1			1
AFFINITY URGENT CARE			1	100%	1
VAULT MEDICAL SERVICES			1	100%	1
WELLINGTON WEST 100176			1	100%	1
WASHINGTON STATE DEPARTMENT OF HEALTH PUBLIC HEALTH LABORATORIES			1	100%	1
VAULT HEALTH			1	100%	1
DERMDX, DIV OF AURORA DIAGNOSTICS/BERNHARDT LAB		1			1
DMC UNIVERSITY LABORATORIES		1			1
DHEC - S.C PUBLIC HEALTH LAB			1	100%	1
DE TAR HOSPITAL			1	100%	1
CHP COVID-19 (TX)			1	100%	1
BAYSTATE MEDICAL CENTER			1	100%	1
UW MEDICINE VIROLOGY LAB			1	100%	1
TMH EC NORTHEAST LABORATORY			1	100%	1
UNIVERSITY OF MISSOURI HEALTH CARE			1	100%	1
BABTIST HOSPITAL			1	100%	1
CLEVELAND CLINIC OHIO LABORATORIES			1	100%	1
UNIVERSITY OF FLORIDA LAB-OUTPATIENT			1	100%	1
US LABORATORIES			1	100%	1
BMC/JACSONVILLE		1			1
ED FRASER MEMORIAL HOSPITAL			1	100%	1
BLUEWATER TOXICOLOGY			1	100%	1
UNITED HEALTHCARE			1	100%	1
CAREWELL URGENT CARE FITCHBURG			1	100%	1
BERKSHIRE MEDICAL CENTER			1	100%	1
MISSOURI DEPARTMENT OF HEALTH AND SENIOR SERVICES - STATE PH LAB		1			1
UNIVERSITY HOSPITALS OF CLEVELAND			1	100%	1
CULVER CITY URGENT CARE			1	100%	1
CVS UT2297068CV SALT LAKE CITY		1			1
SUNY AT STONY BROOK			1	100%	1
CRUC CMCH-COVID-19		1			1
ADVENT HEALTH CENTRA CARE- AZALEA PARK			1	100%	1
ST. LUKE'S HOSPITAL - BETHLEHEM CAMPUS		1			1

COVID-19: testing by laboratory

Data through Sep 17, 2020 verified as of Sep 18, 2020 at 09:25 AM

Data in this report are provisional and subject to change.

The numbers in the table below represent the number of Florida and non-Florida residents for whom test results were received by the Department of Health. A person can be tested by more than one laboratory and can have both positive and negative results. **Therefore, the sum of the numbers in each column will be larger than the total number of people tested.**

Reporting lab	Inconclusive	Negative	Positive	Percent positive	Total
WALGREENS #03234		1			1
UTMB PATHOLOGY CLINICAL SERVICES LABORATORY			1	100%	1
URGENT CARE NEW SMYRNA BEACH			1	100%	1
CRESTVIEW REHABILITATION CENTER			1	100%	1
VIRGINIA DEPT OF HEALTH OFFICE OF EPIDEMIOLOGY			1	100%	1
ASCENSION ST. MICHAEL'S HOSPITAL LAB			1	100%	1
THOMAS HOSPITAL			1	100%	1
AMD			1	100%	1
UPSON REGIONAL MEDICAL CENTER			1	100%	1
ANGEL KIDS PEDIATRICS- NORMANDY LOCATION		1			1
SYNAPSE ANALYTICAL LABS		1			1
CAROMONT HEALTH			1	100%	1
ADVENTIST HINSDALE HOSPITAL LABORATORY			1	100%	1
SELF REGIONAL HEALTHCARE			1	100%	1
CARITHERS PEDIATRIC GROUP			1	100%	1
VAIL VALLEY MEDICAL CENTER			1	100%	1
VA HOSPITAL PATH & LAB			1	100%	1
VIVEX/UMTB BIOMEDICAL			1	100%	1
CHRISTIANA HOSPITAL		1			1
SENTARA NORFOLK GENERAL HOSPITAL CENTRAL LAB			1	100%	1
SUNCOAST BLOOD BANK			1	100%	1
STANLY REGIONAL MEDICAL CENTER			1	100%	1
TENNOVA HEALTHCARE - CLEVELAND			1	100%	1
TAMPA		1			1
SPARTANBURG REGIONAL MEDICAL CENTER			1	100%	1
SOUTHWEST FLORIDA DIVISION LAB			1	100%	1
SPRINGS MEDICAL LAB			1	100%	1
CAREWELL JW - WORCESTER LNC			1	100%	1
ECLRS			1	100%	1
ENZO LABS INC			1	100%	1
THE HEART HOSPITAL BAYLOR PLANO			1	100%	1
TENNESSEE DOH - KNOXVILLE			1	100%	1
ESOTERIC LAB			1	100%	1
State Lab Unspecifd			1	100%	1
SV MOBILE HEALTH			1	100%	1
SUMMIT LABORATORY			1	100%	1
TIEHH BIOTERRORISM RESPONSE LAB			1	100%	1
DUKE UNIVERSITY POINT OF CARE TESTING PROGRAM			1	100%	1
UNITED MEMORIAL MEDICAL CENTER			1	100%	1
US SPECIALTY LABS			1	100%	1
UPMC NORTHWEST HOSPITAL			1	100%	1
TRUMAN MEDICAL CENTER - HOSPITAL HILL			1	100%	1
TITUSVILLE FAMILY PRACTICE			1	100%	1
UNITED LABORATORY SERVICE			1	100%	1
UNITED CLINICAL LABORATORIES			1	100%	1
SPECTRUM ADVANCED TECHNOLOGY LABORATORY			1	100%	1

COVID-19: testing by laboratory

Data through Sep 17, 2020 verified as of Sep 18, 2020 at 09:25 AM

Data in this report are provisional and subject to change.

The numbers in the table below represent the number of Florida and non-Florida residents for whom test results were received by the Department of Health. A person can be tested by more than one laboratory and can have both positive and negative results. **Therefore, the sum of the numbers in each column will be larger than the total number of people tested.**

Reporting lab	Inconclusive	Negative	Positive	Percent positive	Total
SOUTHERN LABORATORY			1	100%	1
COLOR GENOMICS, INC.			1	100%	1
ST MARY'S OF SAGINAW		1			1
SCIENTIA DIAGNOSTICS			1	100%	1
DOCS URGENT CARE			1	100%	1
CQUENTIA NGS, LLC			1	100%	1
CRESTWOOD MEDICAL CENTER		1			1
STEPHENS COUNTY HOSPITAL			1	100%	1
BARDMOOR LABORATORY			1	100%	1
BOSTON MEDICAL CENTER			1	100%	1
UNIVERSITY OF MARYLAND PATHOLOGY ASSOCIATES			1	100%	1
ASCENSION ST. VINCENT'S SOUTHSIDE			1	100%	1
BROOKSVILLE REGIONAL HOSPITAL			1	100%	1
SYNERGENE LABORATORY			1	100%	1
UF STUDENT HEALTH CARED CENTER			1	100%	1
BRANDON OUTREACH CLINIC			1	100%	1
BELLIN HEALTH LAB			1	100%	1
AFFILIATED LABORATORIES INC			1	100%	1
UMASS MEMORIAL MEDICAL CENTER, INC		1			1
BEAUMONT REFERENCE LABORATORY			1	100%	1
THE WOLFF CENTER FOR CHILD & ADOLESCENT HEALTH			1	100%	1
TEXAS MEDCLINIC			1	100%	1
TIMPANOGOS REGIONAL HOSPITAL			1	100%	1
BRANDON REGIONAL EMERGENCY CTR			1	100%	1
UNIVERSITY LAB			1	100%	1
WEST KENDALL HOSPITAL			1	100%	1
WALGREENS #06961		1			1
ACCESSLAB		1			1
WEST VIRGINIA UNIVERSITY HOSPITALS			1	100%	1
UT AUSTIN UNIVERSITY HEALTH SERVICES			1	100%	1
URGENT CARE CLINIC OF LINCOLN			1	100%	1
APS-SUMMIT CARE PHARMACY, LLC DBA OMNICARE		1			1
VA GREATER LOS ANGELES HEALTH CARE SYSTEM			1	100%	1
ADVENTHEALTH MEDICAL GROUP INTERNAL MEDICINE AT WINTER HAVEN			1	100%	1
ADVANCED URGENT CARE OF MARATHON			1	100%	1
UNIVERSITY OF FLORIDA			1	100%	1
VALLEY HOSPITAL MEDICAL CENTER		1			1
VA OUTPATIENT CLINIC			1	100%	1
UF KANAPHA LAB BEAKER		1			1
ATHENS LIMESTONE HOSPITAL		1			1
ADVENT HEALTH PRIMARY CARE AT OWASA			1	100%	1
UMASS MEMORIAL/MARLBORO HOSPITAL			1	100%	1
EDGAR PRICE FAMILY & CHILDREN HEALTHCARE CENTER			1	100%	1
WALGREENS # 19866		1			1
VITAE DIAGNOSTICS			1	100%	1
DOTHAN PEDIATRIC CLINIC			1	100%	1

COVID-19: testing by laboratory

Data through Sep 17, 2020 verified as of Sep 18, 2020 at 09:25 AM

Data in this report are provisional and subject to change.

The numbers in the table below represent the number of Florida and non-Florida residents for whom test results were received by the Department of Health. A person can be tested by more than one laboratory and can have both positive and negative results. **Therefore, the sum of the numbers in each column will be larger than the total number of people tested.**

Reporting lab	Inconclusive	Negative	Positive	Percent positive	Total
WALGREENS #05362		1			1
DSI LABORATORIES-NAPLES-7TH			1	100%	1
EDEN SPRINGS NURSING AND REHAB CENTER			1	100%	1
VISTA DEL SOL MED ASSOC		1			1
Viracor Eurofins			1	100%	1
COMMONWEALTH OF MASSACHUSETTS			1	100%	1
WYOMING PUBLIC HEALTH LAB			1	100%	1
CLIFTON-FINE HOSPITAL LABORATORY		1			1
WALGREENS #10275		1			1
DARDEN WELLNESS CENTER		1			1
WALGREENS # 7308		1			1
CVS MINUTE CLINIC			1	100%	1
WELLOW URGENT CARE		1			1
CHARLOTTE CHD PORT CHARLOTTE		1			1
BASCOM PALMER-MICRO LAB			1	100%	1
BEAUFORT MEMORIAL			1	100%	1
WALGREENS #02798		1			1
BARBARA O'REILLY MD PA		1			1
CARESPOT OF NOCATEE			1	100%	1
CAREWELL 203			1	100%	1
ST.ELIZABETH HEALTH CENTER	1				1
BEAUMONT HOSPITAL, GROSSE POINTE			1	100%	1
UNIVERSITY OF MISSOURI HEALTHCARE			1	100%	1
CARENOW URGENT CARE - LAKE MARY			1	100%	1
USF			1	100%	1
CAREFAST+		1			1
WOMEN'S CARE FLORIDA LABORATORY			1	100%	1
CAROLINAS HEALTHCARE SYSTEM LAB			1	100%	1
UNIVERSITY OF BALTIMORE WASHINGTON MEDICAL CENTER			1	100%	1
YOUR FAMILY WALK-IN CLINIC			1	100%	1
VA OUT PATIENT CENTER			1	100%	1
AZALEA HEALTH			1	100%	1
WARD MEMORIAL HOSPITAL		1			1
AFTER HOURS PEDIATRICS			1	100%	1
ALLIANCE FOR MULTISPECIALTY RESEARCH		1			1
BAPTIST ER TOWN CTR			1	100%	1
BAYSHORE LABORATORY			1	100%	1
WALKIN MEDICAL URGENT CARE,NEW CITY			1	100%	1
WALGREENS #10125		1			1
CVS PHARMACY, INC DBA CVS/PHARMACY #00988		1			1
TWIN			1	100%	1
UNKNOWN - MI			1	100%	1
UNIVERSITY OF IOWA HOSPITALS & CLINICS			1	100%	1
WILMINGTON VA MEDICAL CENTER			1	100%	1
WELLOW URGENT CARE-OSWEGO			1	100%	1
CVS/PHARMACY # 07762		1			1

COVID-19: testing by laboratory

Data through Sep 17, 2020 verified as of Sep 18, 2020 at 09:25 AM

Data in this report are provisional and subject to change.

The numbers in the table below represent the number of Florida and non-Florida residents for whom test results were received by the Department of Health. A person can be tested by more than one laboratory and can have both positive and negative results. **Therefore, the sum of the numbers in each column will be larger than the total number of people tested.**

Reporting lab	Inconclusive	Negative	Positive	Percent positive	Total
DESERT HOSPITAL/CPHU CLINICAL LABORATORY			1	100%	1
UT PATH			1	100%	1
CBC LAB			1	100%	1
CEDARS-SINAI MEDICAL CENTER			1	100%	1
Walker BaptistMedCtr			1	100%	1
WALK IN URGENT CARE			1	100%	1
VELOCITY CARE			1	100%	1
UW HOSPITAL AND CLINICS			1	100%	1
VILKOR SCIENTIFIC			1	100%	1
CGH MEDICAL CENTER			1	100%	1
MINUTECLINIC DIAGNOSTIC OF TEXAS		1			1
NEW YORK UNIVERSITY MEDICAL CENTER			1	100%	1
NAVAL BRANCH MEDICAL CLINIC			1	100%	1
MISSION HOSPITAL			1	100%	1
NORTH BROWARD MEDICAL CENTER			1	100%	1
OAKWOOD HOSPITAL - SOUTHSHORE			1	100%	1
NATIONAL JEWISH HEALTH			1	100%	1
MID FLORIDA CLINICAL LABORATORY			1	100%	1
NOT GIVEN			1	100%	1
MONROE COUNTY HEALTH DEPARTMENT			1	100%	1
MARCO ISLAND HOSPITAL INC D/B/A			1	100%	1
NEW YORK STATE ELR - FLUSHING HOSPITAL MEDICAL CENTER		1			1
LUMICO LIFE INSURANCE COMPANY		1			1
MAGNOLIA ADULT, LLC			1	100%	1
METRO HEALTH HOSPITAL LABORATORY		1			1
MIAMI BEACH URGENT CARE			1	100%	1
MID-HUDSON VALLEY DIVISION OF WESTCHESTER MEDICAL		1			1
NEW GEN LABS			1	100%	1
NDX-CORE LAB			1	100%	1
PALM SPRINGS GENERAL HOSPITAL			1	100%	1
RAINY LAKE MEDICAL CENTER			1	100%	1
REGIONAL MEDICAL LABORATORY			1	100%	1
PRIME CARE FAMILY MEDICINE			1	100%	1
PROPATH			1	100%	1
REMISE OCCUPATIONAL HEALTH SOLUTIONS INC			1	100%	1
RIDGEWOOD DIAGNOSTIC LABORATORY			1	100%	1
SEA LEVEL LABS			1	100%	1
RENOWN REGIONAL MEDICAL CENTER			1	100%	1
RHEA MEDICAL CENTER		1			1
Lourdes Hospital			1	100%	1
PEDIATRIC ASSOCIATES - JACKSONVILLE			1	100%	1
PENINSULA REGIONAL MED CTR LAB			1	100%	1
PALMETTO PRIMARY CARE PHYSICIANS			1	100%	1
PALOS COMMUNITY HOSPITAL LABORATORY			1	100%	1
MHS LAB		1			1
PRACTITIONERS IN MOTION			1	100%	1

COVID-19: testing by laboratory

Data through Sep 17, 2020 verified as of Sep 18, 2020 at 09:25 AM

Data in this report are provisional and subject to change.

The numbers in the table below represent the number of Florida and non-Florida residents for whom test results were received by the Department of Health. A person can be tested by more than one laboratory and can have both positive and negative results. **Therefore, the sum of the numbers in each column will be larger than the total number of people tested.**

Reporting lab	Inconclusive	Negative	Positive	Percent positive	Total
MCH PHYSICIANS GROUP			1	100%	1
MEDICAL UNIVERSITY SC HOSPITAL			1	100%	1
POMONA VALLEY COMMUNITY HOSPITAL			1	100%	1
MERCY HEALTH LAB			1	100%	1
NORTHSIDE HOSPITAL DULUTH			1	100%	1
MAGNOLIA PEDIATRICS			1	100%	1
MEDICAL CENTER LABORATORY			1	100%	1
NORTH SHORE MEDICAL CENTER - SALEM HOSPITAL			1	100%	1
NEW YORK STATE ELR - MONTEFIORE MEDICAL CENTER LABORATORIES - WEILER			1	100%	1
SANFORD PGA CH BUFFALO RIDGE SPRINGS		1			1
MERCY MEDICAL CENTER			1	100%	1
MERITER LABORATORIES			1	100%	1
PATHOLOGY REFERENCE LAB LLC			1	100%	1
SHARON REGIONAL MEDICAL CENTER			1	100%	1
SCIENTIFIC LABORATORY COMPANY		1			1
HEALTHLINK DIAGNOSTIC LABORATORIES INC		1			1
HILLVIEW LABORATORY			1	100%	1
RAPID CITY RUGENT CARE			1	100%	1
PRIMEX CLINICAL LABORATORIES INC			1	100%	1
LONG ISLAND JEWISH FOREST HILLS HOSPITAL		1			1
LARGO MEDICAL CENTER INDIAN ROCKS			1	100%	1
LAWRENCE GENERAL HOSPITAL			1	100%	1
FHCP-ORANGE CITY			1	100%	1
OCALA FAMILY MEDICAL CENTER		1			1
NORTON HEALTHCARE			1	100%	1
ORMC-ARDEN/EOI			1	100%	1
ONPOINT URGENT CARE			1	100%	1
JOHN D. ARCHBOLD MEMORIAL HOSPITAL			1	100%	1
LAKELAND MEDICAL CENTER			1	100%	1
LATE HOURS URGENT CARE			1	100%	1
KANSAS DEPARTMENT OF HEALTH			1	100%	1
LABCORP-PORT ST.LUCIE		1			1
PLANT CITY PEDIATRICS		1			1
GOLDING-GRANADO MEDICAL ASSOCIATES		1			1
GREENTREE MEDICAL CENTER			1	100%	1
FLORIDA EPIDEMIOLOGY PROGRAM			1	100%	1
FLORIDA HOSPITAL WINTER GARDEN			1	100%	1
HARLEM HOSPITAL CENTER		1			1
HIGHLANDS CLINICAL LABORATORY			1	100%	1
JACKSON CLINIC PA,THE			1	100%	1
HEALGEN SCIENTIFIC			1	100%	1
HENRY FORD WEST BLOOMFIELD HOSPITAL			1	100%	1
OCEAN MEDICAL CENTER		1			1
NORDX			1	100%	1
PARADIGM LABORATORIES			1	100%	1
NORTHWEST FLORIDA CLINICAL LAB			1	100%	1

COVID-19: testing by laboratory

Data through Sep 17, 2020 verified as of Sep 18, 2020 at 09:25 AM

Data in this report are provisional and subject to change.

The numbers in the table below represent the number of Florida and non-Florida residents for whom test results were received by the Department of Health. A person can be tested by more than one laboratory and can have both positive and negative results. **Therefore, the sum of the numbers in each column will be larger than the total number of people tested.**

Reporting lab	Inconclusive	Negative	Positive	Percent positive	Total
PEACHEALTH LABORATORIES		1			1
Mt Sinai Aventura			1	100%	1
MPG JACKSONVILLE ATLANTIC BLVD		1			1
NEW YORK PRESBYTERIAN HOSPITAL			1	100%	1
QUEST DIAGNOSTICS INC		1			1
MIZELL MEMORIAL HOSPITAL			1	100%	1
MEMORIAL HEALTH UNIVERSITY MEDICAL CENTER			1	100%	1
PINELLAS PARK HEALTH CENTER - PINELLAS CHD			1	100%	1
PROGENESIS INC			1	100%	1
MEDICAL CENTER OF CENTRAL GEORGIA			1	100%	1
PHYSICIANS IMMEDIATE CARE ELGIN			1	100%	1
MERITUS MEDICAL CENTER			1	100%	1
MILFORD REGIONAL HOSPITAL			1	100%	1
MERCY - NORTH IOWA			1	100%	1
MERCYONE DES MOINES MEDICAL CENTER			1	100%	1
REFERENCE LABORATORY			1	100%	1
IN & OUT URGENT CARE METAIRIE			1	100%	1
LEESBURG FAMILY MEDICINE		1			1
LOYOLA UNIVERSITY MEDICAL CENTER LABORATORY			1	100%	1
HENRICO DOCTOR'S LABORATORY			1	100%	1
LAKEVIEW HEALTH SYSTEMS			1	100%	1
KANA MEDICAL			1	100%	1
JS HEALTHCARE			1	100%	1
LABORTORY COPRORATION OF AMERICA			1	100%	1
LABCORP HOUSTON			1	100%	1
HEALTH CENTERS AT BRENTWOOD			1	100%	1
MID FLORIDA COMMUNITY SERVICES			1	100%	1
HARMONY CLINIC			1	100%	1
RIVERSIDE METHODIST HOSPITAL LAB			1	100%	1
FLORIDA HOSPITAL LAKE MARY		1			1
HAVASU REGIONAL MEDICAL CENTER			1	100%	1
MD ANDERSON			1	100%	1
MAYO CLINIC LABS			1	100%	1
HAWAII DEPARTMENT OF HEALTH LAB			1	100%	1
MEDICAL ARTS LABORATORY			1	100%	1
HARTFORD HOSPITAL ANCILLARY LAB		1			1
HORIZON MEDICAL CENTER			1	100%	1
FLORIDA HOSPITAL APOPKA			1	100%	1
HACKENSACK UNIVERSITY MEDICAL CENTER		1			1
EXPRESSCARE URGENT CARE CENTER			1	100%	1
ELMHURST MEMORIAL HOSPITAL			1	100%	1
TAMPA GENERAL MEDICAL GROUP LABORATORY HEALTHPARK			1	100%	1
ILLINOIS DEPT OF PUBLIC HEALTH LABS			1	100%	1
INSPIRIT SENIOR LIVING			1	100%	1
GENETIC TECHNOLOGICAL INNOVATIONS			1	100%	1
FALMOUTH BY THE SEA			1	100%	1

COVID-19: testing by laboratory

Data through Sep 17, 2020 verified as of Sep 18, 2020 at 09:25 AM

Data in this report are provisional and subject to change.

The numbers in the table below represent the number of Florida and non-Florida residents for whom test results were received by the Department of Health. A person can be tested by more than one laboratory and can have both positive and negative results. **Therefore, the sum of the numbers in each column will be larger than the total number of people tested.**

Reporting lab	Inconclusive	Negative	Positive	Percent positive	Total
INTERMOUNTAIN MEDICAL CENTER			1	100%	1
SOFTLAB			1	100%	1
INTERNATIONAL MEDICAL LABORATORY		1			1
INFECTION CONTROL DEPT			1	100%	1
FLORIDA DEPARTMENT OF HEALTH IN MIAMI DADE COUNTY			1	100%	1
GRAND VIEW HOSPITAL			1	100%	1
INDIAN RIVER CLINICAL LABORATORY, INC.		1			1
HEALTH ALLIANCE			1	100%	1
LABCORP - DAYTONA BEACH			1	100%	1
SCIENCE CARE			1	100%	1
SANFORD MOBILE LAB PGA TOUR		1			1
LUCID DIAGNOSTICS LABS			1	100%	1
MAIMONIDES MEDICAL CENTER		1			1
RHODE ISLAND DEPARTMENT OF HEALTH			1	100%	1
MD NOW URGENT CARE CENTER INC.			1	100%	1
MDS PHARMA SERVICES		1			1
MARINA DEL REY HOSPITAL LAB			1	100%	1
MARYLAND DEPARTMENT OF HEALTH AND MENTAL HYGIENE			1	100%	1
SKIPPACK MEDICAL LAB			1	100%	1
LABCORP LAFAYETTE		1			1
STARR COUNTY MEMORIAL HOSPITAL			1	100%	1
SUNRISE DIAGNOSTIC LABORATORY			1	100%	1
LABCORP - HOLLYWOOD			1	100%	1
ST CATHERINE HOSPITAL LABORATORY			1	100%	1
LONGWOOD HEALTH AND REHABILITATION CENTER			1	100%	1
SMITH NORTHVIEW HOSPITAL LAB			1	100%	1
SPECIALTY DRUG TESTING			1	100%	1
LIFELINK TRANSPLANT INSTITUTE LAB			1	100%	1
SMITH KLINE			1	100%	1
CAH ACQUISITION COMPANY 11 LLC			1	100%	1
CAREWELL URGENT CARE			1	100%	1
BLUFFTON HEALTH CENTER			1	100%	1
BOULDER COMMUNITY HOSPITAL			1	100%	1
CATHOLIC HEALTH SYSTEM DEPT LABORATORY		1			1
CITRUS PARK			1	100%	1
LabCorp L#09258090 M#09258105			1	100%	1
LAFAYETTE NURSING AND REHAB			1	100%	1
CHIEFLAND MEDICAL CENTER			1	100%	1
MARION COUNTY HEALTH DEPARTMENT			1	100%	1
BAYCARE OUTREACH LAB			1	100%	1
BAYFRONT HEALTH DADE CITY			1	100%	1
NEW YORK CITY DEPARTMENT OF HEALTH			1	100%	1
MORTON PLANT			1	100%	1
BAYLOR COLLEGE OF MEDICINE			1	100%	1
MC DIAGNOSTIC OF CONNECTICUT PC #459		1			1
BLOOD SYSTEMS LABORATORIES			1	100%	1

COVID-19: testing by laboratory

Data through Sep 17, 2020 verified as of Sep 18, 2020 at 09:25 AM

Data in this report are provisional and subject to change.

The numbers in the table below represent the number of Florida and non-Florida residents for whom test results were received by the Department of Health. A person can be tested by more than one laboratory and can have both positive and negative results. **Therefore, the sum of the numbers in each column will be larger than the total number of people tested.**

Reporting lab	Inconclusive	Negative	Positive	Percent positive	Total
MEDSTAR HEALTH URGENT CARE			1	100%	1
MEDONE URGENT CARE			1	100%	1
LABCORP - JACKSONVILLE			1	100%	1
ARKANSAS DEPARTMENT OF HEALTH			1	100%	1
AUSTIN REGIONAL CLINIC MICROBIOLOGY LAB			1	100%	1
ALABAMA CLINICS			1	100%	1
ARIZONA STATE LABORATORY			1	100%	1
AVERA ST. MARY'S HOSPITAL			1	100%	1
FLORIDA DEPARTMENT OF HEALTH PALM BEACH COUNTY			1	100%	1
IVAN, MAYA			1	100%	1
FLORIDA HOSPITAL LAB			1	100%	1
BAPTIST HEALTH EXPRESS CARE AT KEY BISCAYNE			1	100%	1
ADVANCED LABORATORY SERVICES			1	100%	1
IGENEX INC		1			1
CVS/PHARMACY #12000		1			1
JEFFERSON WASHINGTON TOWNSHIP HOSPITAL		1			1
CPL LABS			1	100%	1
DELAWARE DIAGNOSTICS LABS			1	100%	1
FLORIDA CANCER SPECIALISTS AND RESEARCH			1	100%	1
GIFFORD MEMORIAL HOSPITAL		1			1
EAST FL CORE LAB			1	100%	1
ESOTERIX GENETIC LABORATORIES		1			1
SOUTH LAKE FAMILY HEALTH CENTER			1	100%	1
BIODORON LABORATORIES			1	100%	1
SOUTHWEST REGIONAL PCR LABORATORY			1	100%	1
BAYONET POINT HOSPITAL LAB			1	100%	1
BRISTOL REGINAL MEDICAL CENTER			1	100%	1
CENTRAL FLORIDA PEDIATRICS			1	100%	1
CHATSWORTH ASSISTED LIVING COMMUNITY AT PGA NATIONAL			1	100%	1
SANTA MONICA CA-UCLA MC			1	100%	1
CENTRAL DUPAGE HOSPITAL			1	100%	1
BAPTIST HEALTH LEXINGTON			1	100%	1
UNC HOSPITAL/MCLENDON CLINICAL LABORATORIES			1	100%	1
ELITE CARE			1	100%	1
DUKE HEALTH REGIONAL HOSPITAL			1	100%	1
SIPARADIGM, DIAGNOSTIC INFORMATICS			1	100%	1
ADVANCED MEDICAL LABORATORIES (AML)			1	100%	1
ST. MARY MEDICAL CENTER		1			1
SPECTRUM LABORATORY			1	100%	1
TENNESSEE VALLEY HCS			1	100%	1
ALABAMA REFERENCE LAB			1	100%	1
CLINICAL LABORATORY DEPARTMENT			1	100%	1
NORTH RIVER FAMILY HEALTH CENTER			1	100%	1
NORTH CAROLINA STATE LABORATORY OF PUBLIC HEALTH, SPECTRUM LAB NETWORK			1	100%	1
NOVANT HEALTH PRESBYTERIAN			1	100%	1
DOCTOR'S IN-HOUSE LAB/COMMUNITY HEALTH CENTERS OF PINELLAS - JOHNNIE R			1	100%	1

COVID-19: testing by laboratory

Data through Sep 17, 2020 verified as of Sep 18, 2020 at 09:25 AM

Data in this report are provisional and subject to change.

The numbers in the table below represent the number of Florida and non-Florida residents for whom test results were received by the Department of Health. A person can be tested by more than one laboratory and can have both positive and negative results. **Therefore, the sum of the numbers in each column will be larger than the total number of people tested.**

Reporting lab	Inconclusive	Negative	Positive	Percent positive	Total
EAST BANK HOSPITAL - UNIVERSITY OF MINNESOTA MEDICAL CENTER			1	100%	1
AFC PATRIOT URGENT CARE			1	100%	1
NEW YORK STATE ELR - CHAMPLAIN VALLEY PHYSICIANS HOSPITAL		1			1
ACCESS HEALTH CARE PHYSICIANS			1	100%	1
ADVANCED MEDICAL GROUP			1	100%	1
ORANGE COUNTY HEALTH DEPT			1	100%	1
PRISMA HEALTH TUOMEY LABORATORY			1	100%	1
PINNACLE DIALYSIS		1			1
QUEST - HOUSTON LAB			1	100%	1
CORTLAND REGIONAL MEDICAL CENTER		1			1
CVS PHARMACY INC DBA CVS PHARMACY #10227		1			1
PEDIATRIC HEALTHCARE ALLIANCE			1	100%	1
DOCTOR'S WALK-IN CLINIC / QUEST DIAGNOSTICS			1	100%	1
DALLAS MEDICAL CENTER			1	100%	1
PERDIDO URGENT CARE			1	100%	1
Masonic Medical Research Institute			1	100%	1
JACKSON MADISON CO. GEN. HOSPITAL			1	100%	1
LAKEVIEW REGIONAL HOSPITAL			1	100%	1
LABCORP KANSAS CITY			1	100%	1
HYDE PARK MEDICAL CENTER		1			1
HILTON HEAD HOSPITAL/INPATIENT			1	100%	1
OMNICARE PHARMACY OF TEXAS 1, LP		1			1
HOUSTON HEALTH DEPARTMENT - BUREAU OF LABORATORY SERVICES			1	100%	1
OHIO DEPARTMENT OF HEALTH			1	100%	1
LEGACY ER & URGENT CARE - FRISCO WEST			1	100%	1
KEY WEST BRANCH MEDICAL CLINIC			1	100%	1
MEDICAL CLINIC OF HOUSTON			1	100%	1
KENTUCKY CABINET FOR HEALTH AND FAMILY SERVICES			1	100%	1
KETTERING MEDICAL CENTER			1	100%	1
MEDCOMP SCIENCES, LLC			1	100%	1
LIBERTY HEALTH CENTER			1	100%	1
LABORATORY CORPORATION OF AMER			1	100%	1
LABCORP - LADY LAKE			1	100%	1
MARYLAND DEPARTMENT OF HEALTH AND MENTAL HYGIENE-LABORATORIES			1	100%	1
HARDIN MEMORIAL HOSPITAL - HEARTLAND PATHOLOGY CONSULTANTS			1	100%	1
SUNY UPSTATE MEDICAL UNIVERSITY			1	100%	1
SIGNATURE CARE MIDLAND			1	100%	1
SARKIS CLINICAL TRIALS			1	100%	1
SCRIPPS CLINIC MEDICAL			1	100%	1
ST. VINCENT HOSPITAL			1	100%	1
GLOBAL CENTRAL LABS AT PPD		1			1
HEALTH NETWORK LABORATORIES		1			1
EXCEL URGENT CARE OF NJ			1	100%	1
SPRING HILL REGIONAL HOSPITAL			1	100%	1
SAINT JOSEPHS HOSPITAL OF ATLANTA			1	100%	1
GEORGETOWN URGENT CARE			1	100%	1

COVID-19: testing by laboratory

Data through Sep 17, 2020 verified as of Sep 18, 2020 at 09:25 AM

Data in this report are provisional and subject to change.

The numbers in the table below represent the number of Florida and non-Florida residents for whom test results were received by the Department of Health. A person can be tested by more than one laboratory and can have both positive and negative results. **Therefore, the sum of the numbers in each column will be larger than the total number of people tested.**

Reporting lab	Inconclusive	Negative	Positive	Percent positive	Total
GEORGE WASHINGTON UNIVERSITY HOSPITAL			1	100%	1
PARKWAY REGIONAL MEDICAL CENTER LAB			1	100%	1
PEACEHEALTH LABORATORIES			1	100%	1
PORT SAINT JOHN FAMILY PRACTICE			1	100%	1
REGIONAL MEDICAL CENTER BAYONET POINT			1	100%	1
SACRED HEART MEDICAL GROUP			1	100%	1
POUDRE VALLEY HOSPITAL			1	100%	1
THE CHILDREN'S HOSPITAL OF PHILADELPHIA		1			1
CONWAY MEDICAL CENTER			1	100%	1
RIVIERA BEACH HEALTH CENTER LAB			1	100%	1
SAINT BARNABAS MEDICAL CENTER		1			1
COCOA BEACH/ADVENT CENTRA		1			1
RASHDA ALBIBI M.D. P.A.			1	100%	1
PATHGROUP LABS, LLC			1	100%	1
EXPRESS LAB LIVINGSTON			1	100%	1
QUEST DIAGNOSTICS-WEST HILLS		1			1
DEPARTMENT OF HEALTH AND HUMAN SERVICES DIVISION OF BEHAVIORAL HEALTH		1			1
CFCH - FROSTPROOF			1	100%	1
BIOMERIEUX			1	100%	1
CALIFORNIA PUBLIC HEALTH LABORATORY			1	100%	1
ST VINCENT'S ST CLAIR HOSPITAL LABORATORY		1			1
BAYCARE MEDICAL GROUP			1	100%	1
SKY RIDGE MEDICAL CENTER - MICRO			1	100%	1
CANDLER HOSPITAL			1	100%	1
CELEBRATION HOSPITAL			1	100%	1
SIMED LABORATORY		1			1
SHAMRA MEDICAL LABORATORY			1	100%	1
FIT4LIFE MEDICAL CENTER			1	100%	1
NAVAL MEDICAL CENTER			1	100%	1
ISLAND COAST PEDIATRICS		1			1
NEW YORK STATE ELR - MERCY MEDICAL CENTER		1			1
NCF DIAGNOSTICS & DNA TECHNOLOGIES LAB		1			1
MUNSON MEDICAL CENTER			1	100%	1
MINUTECLINIC DIAGNOSTICS MEDICAL GROUP		1			1
MINUTE CLINIC DIAGNOSTIC OF VIRGINIA		1			1
MOSAIC MEDICAL CENTER MARYVILLE			1	100%	1
JEFFERSON COUNTY HEALTH DEPARTMENT-MONTICELLO		1			1
INNOVATIVE HEALTH DIAGNOSTIC OF CALIFORNIA			1	100%	1
GAMMA HEALTHCARE, INC		1			1
GSM OCED Subsection			1	100%	1
FLORIDA MEDICAL CLINIC - MULTI SPECIALTY CAMPUS			1	100%	1
GALVESTON COUNTY HEALTH DISTRICT			1	100%	1
NORTHPORT MEDICAL CENTER LAB		1			1
HOLYOKE MEDICAL CENTER			1	100%	1
NEW YORK STATE ELR - ST BARNABAS HOSPITAL		1			1
GWINNETT MEDICAL CENTER			1	100%	1

COVID-19: testing by laboratory

Data through Sep 17, 2020 verified as of Sep 18, 2020 at 09:25 AM

Data in this report are provisional and subject to change.

The numbers in the table below represent the number of Florida and non-Florida residents for whom test results were received by the Department of Health. A person can be tested by more than one laboratory and can have both positive and negative results. **Therefore, the sum of the numbers in each column will be larger than the total number of people tested.**

Reporting lab	Inconclusive	Negative	Positive	Percent positive	Total
HANCOCK REGIONAL HOSPITAL		1			1
Total	40,384	6,136,843	872,145	12%	7,049,372